




LYRA[®] FURNITURE

PRICE LIST

EFFECTIVE APRIL 2, 2025
800.424.2432



Ordering Customer's Own Material (C.O.M.) Upholstery		
Information		3
Lyra®		
General Information		5
Product Color Options		7
Lounge		8
Parlor		10
Club		11
Replacement Parts		12
Tables-Laminate		13
Tables-Veneer		15



Customer’s Own Material ■
Specifications Form
January 2023

How to Specify

As a standard procedure, KI applies seating upholstery as swatched by the textile distributor. Reference distributor’s website. Upholstery that is required to be applied differently than is swatched, will need a Product Modification Request written spec ifying the direction the upholstery is to be applied.

Seating upholstery requiring specific positioning of intricate patterns or patterns repeats on seats and backrests, will need a Product Modification Request written including a sketch noting the specific requirements, as in Diagram A.

C.O.M. must be supplied in continuous yardage.

Yardage requirements listed in price list are based on plain goods 54” wide. Fabrics less than 54” wide, or those requiring matching (stripes, plaids, prints, large patterns) will require additional yardage based on the fabric used and the item ordered. Consult matrix below for additional yardage needed.

C.O.M. INCREASE MATRIX (yardage matrix is also applicable to any reservations of KI Ingrade, Pallas, or K.O.M. upholsteries).

This table is a general guide.

FABRIC WIDTH	PLAIN FABRIC	UNDER 7”	8”–13”	14”–21”	22”–27”	28”–33”	34”–40”	41”–48”
54”	0	20%	25%	30%	45%	55%	70%	80%
51”–53”	15%	25%	30%	35%	50%	60%	80%	90%
48”–50”	20%	30%	35%	40%	55%	65%	85%	95%
45”–47”	30%	45%	50%	55%	60%	80%	90%	100%
36”–44”	50%	65%	70%	75%	80%	100%	110%	120%

Fabric with double repeat: If using a fabric with a double repeat, please follow this formula: take the total amount of the larger and half of the smaller repeat; add together to find the correct overall repeat. Example: 10” vertical with 14” horizontal would be 14+5=19.

If fabric comes in on multiple rolls, one additional yard per roll needs to be added to the yardage requirement.

Leather hides must be a minimum of 50 square feet of usable material. The outer edges cannot be calculated as square feet or yardage. To determine square footage, multiply unit yardage by 18 square feet to obtain the total square footage required per unit.

For exact production yardage requirements, call 1-800-424-2432, ext. 2707.

Production

Customer’s upholstery must be approved prior to acceptance for production.

After approval, a memo swatch of the C.O.M. from the textile distributor must accompany the order. KI assumes no responsibility for wear, defects, or performance of C.O.M. or K.O.M. upholstery.

C.O.M. not received into the appropriate facility 3 weeks prior to acknowledged delivery date may go on hold. See KI C.O.M.

Shipping Location listing for the correct facility address by product.

All C.O.M. must be labeled as follows:

1. Name and address
2. Your purchase order number
3. Our style number to which fabric is to be applied
4. Supplier name and fabric name, number, and color

ALL C.O.M. Shipments must be prepaid. Collect shipments will be refused.

Testing

When KI requires testing, actual yardage to upholster one chair may be required. The C.O.M. Specialist will confirm model and fabric testing requirements when applicable.

ALL C.O.M. Shipments must be prepaid. Collect shipments will be refused.

Treated Materials

If C.O.M. requires processing such as a stain resistance treatment or acrylic backing, it may shrink. To prevent delays in delivery or back ordering due to shrinkage, please have your processor verify measurement after processing and assure adequate yardage shipped.

Split Orders

If a portion of the shipment which does not require C.O.M. application is to be processed and shipped early, KI will enter the order immediately at your request. These split shipments are subject to minimum order changes.

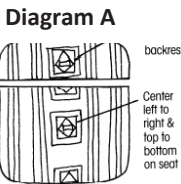
Excess Upholstery Material

KI will dispose of excess upholstery material at the time of shipment unless expressly requested to return it with the product shipment.

Cancelled or Changed Orders

KI assumes no responsibility for extra C.O.M. due to a change of upholstery or cancellation of an order. If it the customer’s responsibility to arrange for return of the material.

Contact the C.O.M. Specialist at 1-800-424-2432, ext. 2707, with questions or to request a split order





C.O.M. SHIPPING LOCATION



Architectural Walls		Universal Overheads..... MN	MyWay Seating.....HN
Evoke..... MN		Wireworks MN	Oath Task Chairs and Stools..... GB
Genius Walls..... MN		Unite..... MN	Opt4 GB
Casegoods			Pilot Task Chairs..... OM
Aristotle Tackboards.....MN		Residence Hall Furniture	Promenade Seating SystemBW
Likha Tackboards.....MN		RoomScape Furniture MN	Ruckus..... GB
Classroom Furniture			Sela Lounge Seating HN
Intellect Wave Chairs..... GB		Screens	Sift Task Chairs GB
Learn2 GB		All Terrain..... KP	Signia Task Chairs and StoolsOM
Ruckus.....GB		Connection Zone.....BW	Soltice Metal Collection.....HN
Desking		Tributaire.....BW	Soltice Multiple, Healthcare & Guest . HN
700 Series Desking KP		True/Volition KP	Soltice II Healthcare Seating..... HN
Balance Overheads..... MN		Genesis..... KP	Sonrisa HN
Genesis Desking..... MN		Tattoo..... MN	Strive Multiple, Stack & Task GB
True Desking KP		Universal.....BW	Sway BW
Universal Overheads..... MN			Tattoo..... HN
WorkZone Desking MN		Seating	Torsion-on-the-Go! Nesting Chairs GB
Files & Storage		600 Series Folding Chairs.....BW	Torsion Air Stack and Task Seating GB
700 Series Pedestal Cushion GB		600 Series Stools.....BW	Zeker HN
Connection Zone PadsBW		Affina Collection.....HN	Zoetry HN
U-Series Pedestal Cushion..... GB		Altus Task Chairs.....GB	
Tattoo.....BW		Apply Stack Chairs GB	
Fixed Seating		Calida Lounge SeatingHN	
Concerto Auditorium SeatingBW		Diem Task Chairs OM	
Single Pedestal Seating GB		Doni Collection..... GB	
Jury Base Seating..... GB		Gladly Lounge SeatingVQ	
Lancaster Auditorium SeatingBW		Grazie Seating GB	
Sequence Seating..... GB		Hub Modular Lounge SeatingHN	
University Seating..... GB		Impress Task Chairs..... OM	
Panel Systems		Impress Ultra Task Chairs OM	
All Terrain..... KP		Jessa Lounge Seating.....HN	
Balance Overheads..... MN		Jubilee Lounge Seating.....VQ	
		Katera..... GB	
		Kurv Benches.....HN	
		LimeLite..... GB	
		Lyra Lounge Seating.....HN	
		Medical & Laboratory Stools..... OM	
		MyPlace Lounge SeatingHN	

KI C.O.M. Manufacturing Site Addresses:

<u>BW</u> KI Bonduel Attn: COM Storage 204 West South St. Bonduel, WI 54107	<u>HN</u> KI High Point Attn: COM Storage 217 Feld Avenue High Point, NC 27263	<u>MN</u> KI Manitowoc Attn: COM Storage 1400 S. 41st St. Manitowoc, WI 54220	<u>VQ</u> KI Attn: COM Fabrics 6892 Marlin Circle La Palma, CA 90623
<u>GB</u> KI Green Bay Attn: COM Storage 1687 Westminster Drive - Gate 3 Green Bay, WI 54302	<u>KP</u> KI Pembroke Attn: COM Storage 1000 Olympic Dr. Pembroke, Ontario K8A6X7	<u>OM</u> KI Attn: COM Storage 1110 S. Mildred Ave. Ontario, CA 91761	



Lounge Chair
(1423WS)



Lounge Loveseat
(1433US)



Lounge Sofa
(1443US)



Lounge Ottoman
(1420)

General Dimensions				
Seat width	22-1/2"	38"	63-1/2"	
Seat depth	20-1/4"	20-1/4"	20-1/4"	
Seat height	18-1/2"	18-1/2"	18-1/2"	
Arm width	1-3/4"	2-1/2"	2-1/2"	
Arm height	26-1/4" @ highest point	26-1/4" @ highest point	26-1/4" @ highest point	
Overall Dimensions				
Width	29"	45-3/4"	72-1/2"	23"
Depth	30-1/4"	30-1/4"	30-1/4"	18"
Height	31-1/2"	31-1/2"	31-1/2"	17"



Parlor Chair
(1423UW)



Parlor Loveseat
(1433UW)



Parlor Sofa
(1443UW)



Parlor Ottoman
(1420UW)



Club Chair
(1423PP)

General Dimensions					
Seat width	22-1/2"	38"	63-1/2"		22-1/2"
Seat depth	20-1/4"	20-1/4"	20-1/4"		20-1/4"
Seat height	18-1/2"	18-1/2"	18-1/2"		18-1/2"
Arm width	1-3/4"	2-1/2"	2-1/2"		1-3/4"
Arm height	26-1/4" @ highest point	26-1/4" @ highest point	26-1/4" @ highest point		26-1/4" @ highest point
Overall Dimensions					
Width	29"	45-3/4"	72-1/2"	23"	29"
Depth	30-1/4"	30-1/4"	30-1/4"	18"	30-1/4"
Height	31-1/2"	31-1/2"	31-1/2"	17"	30"

GENERAL INFORMATION

The Lyra Collection is a fresh, modern interpretation of a classic design iconography that, through the use of mixed materials, creates a powerful yet understated visual language. Available in 3 base styles: sled (Lounge), wood leg (Parlor), and pedestal (Club) and 3 wood shell configurations; design possibilities are endless.

Club chairs are standard with a swiveling pedestal base with an automatic return.

The Lyrall Collection contains a full compliment of chairs, sofas, loveseats, and occasional tables featuring wood, metal, and upholstered elements.

WOOD INFORMATION

Wood Finish

Due to wood being a natural material, slight variations can occur in texture, color, grain configurations, and finish acceptance. Therefore, wood components may vary in tone or character from piece to piece, and no guarantee of exact matches

can be made.

Exposed wood back shell is available in beech, maple (Kensington Maple), and walnut (Natural Walnut) on the Club and Lounge chairs only. Painted wood back shell is only available on Club chairs. An upholstered wood shell is available in any of the base type configurations--sled (Lounge), wood leg (Parlor), and pedestal (Club).

Plywood Edge color

The plys on the edge of wood-backed shells will vary in color from the surface of the wood shell. The plys of the plywood shell edge will be visible and may create a wood contrast. If a darker finish is selected, the plys will not be as visible and the edge will be similar in color as the outer shell.

Materials

Sled (Lounge) and pedestal (Club) bases are steel. Wood leg (Parlor) base is available in beech and maple (Kensington Maple on maple).

FINISH INFORMATION

Color Match

KI offers the additional option of color matching paint, polypropylene, or wood stain through Product Modification Requests. Contact Customer Service for details.

UPHOLSTERY INFORMATION

C.O.M. FABRIC

For C.O.M. fabric sent to KI-High Point on multiple rolls, add an additional yard of fabric per roll to the yardage requirements. Multiple rolls have shorter pieces of fabric on them and do not allow nesting and stacking of the fabric to achieve the best yield as is done with one large roll. This results in yardage shortages and requests for additional fabric from the client, which can hold up the order. For each roll that is sent, one yard needs to be added and needs to be added to one of the rolls, not separately.

Upholstery Finish

Some fabrics and leathers may show slight wrinkling in corners, around the seat, arms, or back, which is normal. With use, comfort wrinkles may occur in seats and backs and give the upholstery a loose appearance.

Fabric Disclaimer

Fabric will be applied as swatched by the fabric manufacturer. Fabric that is required to be applied differently than is swatched will need a Product Modification Request written specifying the direction the fabric is to be applied.

INFORMATION

Warranty

Refer to KI Terms & Conditions document or visit ki.com



Lounge Table



Parlor Table



Club Table



Lounge Obround Coffee Table



Parlor Obround Coffee Table

Overall Dimensions					
Width	20"	20"	31"	54"	54"
Depth	20"	20"	31"	20"	20"
Height	18"	18"	13"	13"	13"



1-1/2" rigid PVC knife edge

GENERAL INFORMATION

The Lyra Table Collection is available in square (rounded corners) and obround shapes and 3 base styles: sled (Lounge), wood leg (Parlor), and pedestal (Club). Tables are available in veneer or laminated tops. Veneer table tops are available in beech core finishes, maple (Kensington Maple), and walnut (Natural Walnut). Wood legs (Parlor) are available in beech and maple (Kensington Maple) only.

See table price lists pages for overall table dimensions.

INFORMATION

Warranty
Refer to KI Terms & Conditions document or visit ki.com



Base Finish		Surface Finish--Grade 1 Standard Laminate		Surface Finish for Veneer Table Tops	
Black	BL	Beigewood	LBZ	Cherry Storm on Beech	BCX
Blue Grey	GR	Belair	LBQ	Cinnamon on Beech	BCN
Bronze Metallic	ZM	Biltmore Cherry	LBT	Cocoa on Beech	BCA
Cayenne	CY	Black	LBK	Eclipse Black on Beech	BEB
Champagne Metallic	CM	Brighton Walnut	LBW	Florence Walnut on Beech	BFC
Chrome	CH	Castle Oak	LCO	Kensington Maple on Maple	MMA
Cool Grey	CG	Cherry Storm	LCX	Monticello Maple on Beech	BMT
Cottonwood	CO	Classic Linen	LCI	Natural on Beech	BNA
Earthen Clay	EY	Cocobala	LCC	River Cherry on Beech	BRY
Espresso Metallic	EX	Crisp Linen	LRI	Wood leg finish (Parlor) always matches veneer top finish.	
Everglade Shade	EV	Designer White	LDR		
Flannel	FN	Dove Grey	LDG		
Glitz Metallic	GZ	Florence Walnut	LFC		
Hazy Jade	HJ	Friston Ash	LFH		
Honey Bee	HY	Frosty White	LFW		
Light Tone	LG	Graphite Nebula	LGN		
Mardi Gras	MG	Grey	LGE		
Misty Brown	MY	High Rise	LHE		
Nemo	NE	Hollyberry	LHY		
Nordic	ND	Island	LID		
Poppy Red	PR	Italian Silver Ash	LIT		
Purple Haze	PH	Kensington Maple	LKM		
Rainforest	RQ	Lapis Blue	LLB		
Raw Jasper	RJ	Monticello Maple	LMT		
Rubber Ducky	RK	North Sea	LNA		
Sand	SA	Ocean	LON		
Sky Blue	SK	Pinnacle Walnut	LPW		
Starlight Silver Metallic	SX	River Cherry	LRV		
Surf's Up	SP	Shadow Zephyr	LSR		
Tarragon	TQ	Sterling Ash	LAZ		
Twilight Shadow	TI	Titanium Evolv	LTV		
Ultra Blue	UB	White Nebula	LWL		
Warm Grey	WG	White Sand	LWN		
Zesty Lime	ZL	Windsor Mahogany	LWY		
Chrome is only available on bases.		Surface Finish--Grade 2 Standard Laminate			
Wood Shell Finish - Core		Akira	LAK		
Cherry Storm on Beech	BCX	Black Alicante	LBV		
Cinnamon on Beech	BCN	Black Hills Oak	LBH		
Cocoa on Beech	BCA	Calcutta Marble	LCQ		
Eclipse Black on Beech	BEB	Dering Forest	LDF		
Florence Walnut on Beech	BFC	Fawn Cypress	LFQ		
Kensington Maple on Maple	MMA	Ice Mist	LIM		
Monticello Maple on Beech	BMT	Markerboard White	LMK		
Natural on Beech	BNA	Valley Forge Elm	LVF		
River Cherry on Beech	BRY	White River Forest	LWR		
Kensington Maple requires an upcharge.		Surface Finish--Grade 3 Standard Laminate			
Painted Shell Color		Black Velvet	LBV		
Black	PBL	Cumberland Walnut	LCJ		
Cottonwood	PCO	Designer White Velvet	LDE		
Light Tone	PLG	Hartley Walnut	LHW		
Sand	PSA	Nile Velvet	LNL		
Starlight Silver Metallic	PSX	Raleigh Walnut	LRW		
Warm Grey	PWG	Solano Walnut	LSG		
Earthen Clay	PEY	Spruce Velvet	LSC		

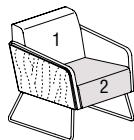
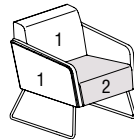
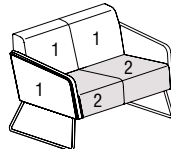
Finish Cards

View color swatches for items listed within this document.

- Paints
Plastics/Poly
- Wood/Veneer
Laminates
- Molded Edges
Edge Styles
- Hard Plastics
Glass

Certain options referenced may not be available on GSA Schedule.



			MODEL NUMBER																					
		Features	Basic Model	Non-Contrast or Fabric Contrast 1	Fabric Contrast 2	Base Finish	Wood Shell Finish	Glide Option	Moisture Barrier															
MODEL										Approx. Packaged Weight	Grade C.O.M.	Grade C	Grade D	Grade E & C.O.L.	Grade F	Grade G	Grade H	Grade I	Grade J	Grade K	Grade L Leather	Grade M Leather	Moisture Barrier add to list price	
	Lounge Chair with Exposed Wood Back, Sled Base	Non-contrast	1423WS/NC	□□□□		□□	□□□	□□	□□□	85.0#	\$ 3038	\$ 3217	\$ 3263	\$ 3318	\$ 3355	\$ 3428	\$ 3504	\$ 3596	\$ 3777	\$ 3969	\$ 4153	\$ 4524	\$ 212	
		Contrast	1423WS/FC	□□□□	□□□□	□□	□□□	□□	□□□	85.0#	3116	3292	3339	3397	3431	3506	3582	3670	3855	4044	4227	4598	212	
LYRA																								
	Lounge Chair with Upholstered Back, Sled Base	Non-contrast	1423US/NC	□□□□		□□		□□	□□□	85.0#	\$ 2905	\$ 3183	\$ 3257	\$ 3347	\$ 3403	\$ 3520	\$ 3640	\$ 3780	\$ 4079	\$ 4370	\$ 4665	\$ 5252	\$ 212	
		Contrast	1423US/FC	□□□□	□□□□	□□		□□	□□□	85.0#	2981	3259	3330	3421	3478	3599	3715	3858	4155	4449	4742	5327	212	
LYRA																								
	Lounge Loveseat with Upholstered Back, Sled Base	Non-contrast	1433US/NC	□□□□		□□		□□	□□□	140.0#	\$ 4120	\$ 4447	\$ 4529	\$ 4631	\$ 4698	\$ 4834	\$ 4973	\$ 5143	\$ 5480	\$ 5824	\$ 6162	\$ 6842	\$ 248	
		Contrast	1433US/FC	□□□□	□□□□	□□		□□	□□□	140.0#	4237	4558	4646	4746	4817	4952	5083	5255	5595	5935	6275	6958	248	
LYRA																								
			A	B	C	D	E	F	G															

HOW TO ORDER

Indicate the following information on order form:

1. Quantity of each item.
2. Model number, including options. See “How To Build a Model Number”.
3. Any special service required.

Note:

- The ☐ indicates that a choice is required.
- The absence of the ☐ indicates that no choice is required.
- Alpha-numeric characters in place of ☐ indicate that no other alternatives are available.

HOW TO BUILD A MODEL NUMBER

- A**Select basic model.
- B**Select non-contrast or fabric contrast 1.
Refer to [ki.com/fabrics](https://www.ki.com/fabrics)
- C**Select fabric contrast 2.
Refer to [ki.com/fabrics](https://www.ki.com/fabrics)
- D**Select base finish color.
Refer to the **Product Color Options** page in this price list.
- E**Select wood shell finish color.
Refer to the **Product Color Options** page in this price list.
- F**Select glide option.

NGL

- No glides

GNY

- Nylon glides (black); add \$6
- G**Select moisture barrier.

MB

- Moisture barrier

NMB

- No moisture barrier

See pricing column for moisture barrier upcharge.

INFORMATION

C.O.M. Requirements
C.O.M. yardage requirements listed above are based on plain goods 54” wide. If less than 54” wide or fabrics requiring matching (stripes, plaids, prints, large patterns), additional yardage will be needed. Consult C.O.M. matrix on the Ordering C.O.M. and C.O.L. page for additional yardage needed. For C.O.M. fabric sent to KI-High Point on multiple rolls, add an additional yard of fabric per roll to the yardage requirements.

C.O.L. Requirements
Figure 18 sq. ft. of leather (C.O.L.) for each yard shown (i.e., 4.75 x 18 = 85.5 sq. ft.).

Contrasting Upholstery
When contrasting fabric is chosen, price at highest in-grade.

Minimum Fabric/Leather Quantity
Minimum order for fabric is 1 yard. Minimum order for leather is 1 hide (approximately 50 sq. ft.).

Construction
Frame constructed of kiln-dried hardwood and furniture-grade plywood. Cushioning of multiple densities of polyurethane foam and Dacron fiber.

Note
The Lyra Lounge Collection is available in exposed wood back and upholstered back shell. The Lounge Collection sled base can be specified in powdercoat paint and chrome. See product color options page.

SPECIAL SERVICES

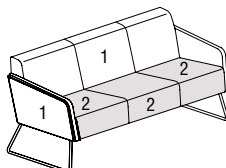
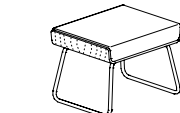
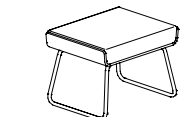
Special Carton Marking

With specially marked information N/C

Shipping
Ships **assembled, FOB High Point, NC 27263, freight prepaid.** Freight class 175

Specifications and prices are subject to change without prior notice.



			MODEL NUMBER																					
			Basic Model	Non-Contrast or Fabric Contrast 1	Fabric Contrast 2	Base Finish	Wood Shell Finish	Glide Option	Moisture Barrier															
MODEL	Features									Approx. Packaged Weight	Grade C.O.M.	Grade C	Grade D	Grade E & C.O.L.	Grade F	Grade G	Grade H	Grade I	Grade J	Grade K	Grade L Leather	Grade M Leather	Moisture Barrier add to list price	
 LYRA	Lounge Sofa with Upholstered Back, Sled Base <ul style="list-style-type: none">Non-contrast C.O.M = 8.75 yd1 = Body (Fabric Contrast 1) C.O.M. = 6.5 yd2 = Seat (Fabric Contrast 2) C.O.M. = 2.5 yd	Non-contrast	1443US/NC	□□□□		□□		□□	□□□	195.0#	\$ 4974	\$ 5367	\$ 5472	\$ 5597	\$ 5681	\$ 5848	\$ 6015	\$ 6225	\$ 6642	\$ 7059	\$ 7476	\$ 8311	\$ 266	
		Contrast	1443US/FC	□□□□	□□□□	□□		□□	□□□	195.0#	5116	5513	5617	5743	5828	5993	6162	6369	6783	7203	7617	8456	266	
 LYRA	Lounge Ottoman with Wood Shell, Sled Base <ul style="list-style-type: none">Non-contrast C.O.M = 1 yd		1420WS	□□□□		□□	□□□	□□	□□□	35.0#	\$ 1898	\$ 1954	\$ 1972	\$ 1992	\$ 2002	\$ 2025	\$ 2053	\$ 2083	\$ 2145	\$ 2205	\$ 2268	\$ 2393	\$ 194	
 LYRA	Lounge Ottoman with Upholstered Shell, Sled Base <ul style="list-style-type: none">Non-contrast C.O.M = 1.5 yd		1420US	□□□□		□□		□□	□□□	35.0#	\$ 1532	\$ 1621	\$ 1645	\$ 1675	\$ 1692	\$ 1728	\$ 1766	\$ 1814	\$ 1907	\$ 1998	\$ 2091	\$ 2276	\$ 194	
			A	B	C	D	E	F	G															

HOW TO ORDER

Indicate the following information on order form:

- Quantity of each item.
- Model number, including options. See “How To Build a Model Number”.
- Any special service required.

Note:

- The □ indicates that a choice is required.
- The absence of the □ indicates that no choice is required.
- Alpha-numeric characters in place of □ indicate that no other alternatives are available.

HOW TO BUILD A MODEL NUMBER

- A**Select basic model.
- B**Select non-contrast or fabric contrast 1. Refer to [ki.com/fabrics](#)
- C**Select fabric contrast 2. Refer to [ki.com/fabrics](#)
- D**Select base finish color. Refer to the **Product Color Options** page in this price list.
- E**Select wood shell finish color. Refer to the **Product Color Options** page in this price list.
- F**Select glide option.

NGL

- No glides

GNY

- Nylon glides (black); add \$6
- G**Select moisture barrier.

MB

- Moisture barrier

NMB

- No moisture barrier

See pricing column for moisture barrier upcharge.

INFORMATION

C.O.M. Requirements
C.O.M. yardage requirements listed above are based on plain goods 54” wide. If less than 54” wide or fabrics requiring matching (stripes, plaids, prints, large patterns), additional yardage will be needed. Consult C.O.M. matrix on the Ordering C.O.M. and C.O.L. page for additional yardage needed. For C.O.M. fabric sent to KI-High Point on multiple rolls, add an additional yard of fabric per roll to the yardage requirements.

C.O.L. Requirements
Figure 18 sq. ft. of leather (C.O.L.) for each yard shown (i.e., 4.75 x 18 = 85.5 sq. ft.).

Contrasting Upholstery
When contrasting fabric is chosen, price at highest in-grade.

Minimum Fabric/Leather Quantity
Minimum order for fabric is 1 yard. Minimum order for leather is 1 hide (approximately 50 sq. ft.).

Construction
Frame constructed of kiln-dried hardwood and furniture-grade plywood. Cushioning of multiple densities of polyurethane foam and Dacron fiber.

Note
The Lyra Lounge Collection is available in exposed wood back and upholstered back shell. The Lounge Collection sled base can be specified in powdercoat paint and chrome. See product color options page.

SPECIAL SERVICES

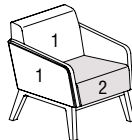
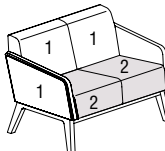
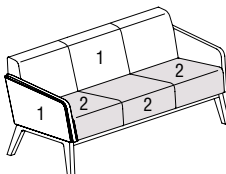
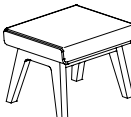
Special Carton Marking

With specially marked information N/C

Shipping
Ships **assembled, FOB High Point, NC 27263, freight prepaid.** Freight class 175

Specifications and prices are subject to change without prior notice.



			MODEL NUMBER																			Moisture Barrier add to list price
			Basic Model	Non-Contrast or Fabric Contrast 1	Fabric Contrast 2	Wood Leg Finish	Moisture Barrier															
MODEL			Features					Approx. Packaged Weight	Grade C.O.M.	Grade C	Grade D	Grade E & C.O.L.	Grade F	Grade G	Grade H	Grade I	Grade J	Grade K	Grade L Leather	Grade M Leather		
	Parlor Chair with Upholstered Back, Wood Leg Base <ul style="list-style-type: none">Non-contrast C.O.M = 5.5 yd1 = Body (Fabric Contrast 1) C.O.M. = 4.25 yd2 = Seat (Fabric Contrast 2) C.O.M. = 1.25 yd		Non-contrast	1423UW/NC	<input type="checkbox"/> <input type="checkbox"/> <input type="checkbox"/> <input type="checkbox"/>		<input type="checkbox"/> <input type="checkbox"/> <input type="checkbox"/>	91.0#	\$ 3164	\$ 3446	\$ 3519	\$ 3606	\$ 3665	\$ 3780	\$ 3901	\$ 4048	\$ 4342	\$ 4633	\$ 4927	\$ 5517	\$ 239	
			Contrast	1423UW/FC	<input type="checkbox"/> <input type="checkbox"/> <input type="checkbox"/> <input type="checkbox"/>	<input type="checkbox"/> <input type="checkbox"/> <input type="checkbox"/> <input type="checkbox"/>	<input type="checkbox"/> <input type="checkbox"/> <input type="checkbox"/>	91.0#	3245	3522	3596	3684	3741	3858	3977	4126	4419	4711	5007	5593	239	
LYRA																						
	Parlor Loveseat with Upholstered Back, Wood Leg Base <ul style="list-style-type: none">Non-contrast C.O.M = 6.75 yd1 = Body (Fabric Contrast 1) C.O.M. = 5.25 yd2 = Seat (Fabric Contrast 2) C.O.M. = 1.75 yd		Non-contrast	1433UW/NC	<input type="checkbox"/> <input type="checkbox"/> <input type="checkbox"/> <input type="checkbox"/>		<input type="checkbox"/> <input type="checkbox"/> <input type="checkbox"/>	145.0#	\$ 4578	\$ 4903	\$ 4983	\$ 5084	\$ 5156	\$ 5289	\$ 5427	\$ 5597	\$ 5935	\$ 6276	\$ 6616	\$ 7295	\$ 248	
			Contrast	1433UW/FC	<input type="checkbox"/> <input type="checkbox"/> <input type="checkbox"/> <input type="checkbox"/>	<input type="checkbox"/> <input type="checkbox"/> <input type="checkbox"/> <input type="checkbox"/>	<input type="checkbox"/> <input type="checkbox"/> <input type="checkbox"/>	145.0#	4693	5016	5102	5203	5271	5406	5541	5714	6053	6392	6735	7412	248	
LYRA																						
	Parlor Sofa with Upholstered Back, Wood Leg Base <ul style="list-style-type: none">Non-contrast C.O.M = 8.75 yd1 = Body (Fabric Contrast 1) C.O.M. = 6.5 yd2 = Seat (Fabric Contrast 2) C.O.M. = 2.5 yd		Non-contrast	1443UW/NC	<input type="checkbox"/> <input type="checkbox"/> <input type="checkbox"/> <input type="checkbox"/>		<input type="checkbox"/> <input type="checkbox"/> <input type="checkbox"/>	195.0#	\$ 5511	\$ 5904	\$ 6010	\$ 6136	\$ 6220	\$ 6384	\$ 6554	\$ 6761	\$ 7177	\$ 7596	\$ 8013	\$ 8847	\$ 271	
			Contrast	1443UW/FC	<input type="checkbox"/> <input type="checkbox"/> <input type="checkbox"/> <input type="checkbox"/>	<input type="checkbox"/> <input type="checkbox"/> <input type="checkbox"/> <input type="checkbox"/>	<input type="checkbox"/> <input type="checkbox"/> <input type="checkbox"/>	195.0#	5657	6052	6155	6280	6365	6531	6696	6907	7323	7741	8159	8992	271	
LYRA																						
	Parlor Ottoman with Upholstered Shell, Wood Leg Base <ul style="list-style-type: none">Non-contrast C.O.M = 1.5 yd			1420UW	<input type="checkbox"/> <input type="checkbox"/> <input type="checkbox"/> <input type="checkbox"/>		<input type="checkbox"/> <input type="checkbox"/> <input type="checkbox"/>	40.0#	\$ 1572	\$ 1660	\$ 1685	\$ 1711	\$ 1728	\$ 1766	\$ 1808	\$ 1849	\$ 1942	\$ 2036	\$ 2130	\$ 2316	\$ 194	
LYRA																						

A

B

C

D

E

HOW TO ORDER

- Indicate the following information on order form:
- Quantity of each item.
 - Model number, including options. See “How To Build a Model Number”.
 - Any special service required.

Note: • The ☐ indicates that a choice is required.

- The absence of the ☐ indicates that no choice is required.
- Alpha-numeric characters in place of ☐ indicate that no other alternatives are available.

HOW TO BUILD A MODEL NUMBER

- A**Select basic model.
- B**Select non-contrast or fabric contrast 1. Refer to [ki.com/fabrics](#)
- C**Select fabric contrast 2. Refer to [ki.com/fabrics](#)
- D**Select wood leg finish color. Refer to the **Product Color Options** page in this price list. For Kensington Maple add upcharge.
- E**Select moisture barrier.
- | | |
|------------|-----------------------|
| MB | - Moisture barrier |
| NMB | - No moisture barrier |
- See pricing column for moisture barrier upcharge.

KENSINGTON MAPLE UPCHARGE

Kensington Maple requires extended leadtimes.	
Model	
1423UW/NC	\$99
1423UW/FC	\$99
1433UW/NC	\$134
1433UW/FC	\$134
1443UW/NC	\$208
1443UW/FC	\$208
1420UW/NC	\$76
1420UW/FC	\$76

INFORMATION

C.O.M. Requirements
C.O.M. yardage requirements listed above are based on plain goods 54” wide. If less than 54” wide or fabrics requiring matching (stripes, plaids, prints, large patterns), additional yardage will be needed. Consult C.O.M. matrix on the Ordering C.O.M. and C.O.L. page for additional yardage needed. For C.O.M. fabric sent to KI-High Point on multiple rolls, add an additional yard of fabric per roll to the yardage requirements.

C.O.L. Requirements
Figure 18 sq. ft. of leather (C.O.L.) for each yard shown (i.e., 4.75 x 18 = 85.5 sq. ft.).

Contrasting Upholstery
When contrasting fabric is chosen, price at highest in-grade.

Minimum Fabric/Leather Quantity
Minimum order for fabric is 1 yard. Minimum order for leather is 1 hide (approximately 50 sq. ft).

Construction
Frame constructed of kiln-dried hardwood and furniture-grade plywood. Cushioning of multiple densities of polyurethane foam and Dacron fiber.

Note
The Lyra Parlor Collection is available in upholstered back with wood legs only. The wood leg base is available in beech and maple (Kensington Maple) only. See color addendum at ki.com for finish options.

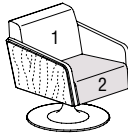
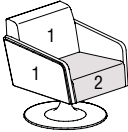
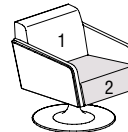
SPECIAL SERVICES

Special Carton Marking	
With specially marked information	N/C

Shipping
Ships **assembled, FOB High Point, NC 27263, freight prepaid.** Freight class 175

Specifications and prices are subject to change without prior notice.



			MODEL NUMBER																					
			Basic Model	Non-Contrast or Fabric Contrast 1	Fabric Contrast 2	Base Finish	Wood Shell Finish	Painted Shell Color	Moisture Barrier															
MODEL			Features							Approx. Packaged Weight	Grade C.O.M.	Grade C	Grade D	Grade E & C.O.L.	Grade F	Grade G	Grade H	Grade I	Grade J	Grade K	Grade L Leather	Grade M Leather	Moisture Barrier add to list price	
	Club Chair with Exposed Wood Back, Pedestal Base <ul style="list-style-type: none">Non-contrast C.O.M = 3.75 yd1 = Body (Fabric Contrast 1) C.O.M. = 2.5 yd2 = Seat (Fabric Contrast 2) C.O.M. = 1.25 yd		Non-contrast	1423WP/NC	□□□□		□□	□□□		□□□	100.0#	\$ 3151	\$ 3324	\$ 3371	\$ 3428	\$ 3467	\$ 3539	\$ 3611	\$ 3707	\$ 3894	\$ 4079	\$ 4263	\$ 4632	\$ 212
			Contrast	1423WP/FC	□□□□	□□□□	□□	□□□		□□□	100.0#	3225	3403	3449	3506	3541	3613	3692	3780	3971	4155	4341	4710	212
LYRA																								
	Club Chair with Upholstered Back, Pedestal Base <ul style="list-style-type: none">Non-contrast C.O.M = 5.5 yd1 = Body (Fabric Contrast 1) C.O.M. = 4.25 yd2 = Seat (Fabric Contrast 2) C.O.M. = 1.25 yd		Non-contrast	1423UP/NC	□□□□		□□			□□□	100.0#	\$ 3316	\$ 3595	\$ 3666	\$ 3757	\$ 3815	\$ 3930	\$ 4049	\$ 4196	\$ 4487	\$ 4780	\$ 5075	\$ 5663	\$ 239
			Contrast	1423UP/FC	□□□□	□□□□	□□			□□□	100.0#	3394	3669	3745	3833	3893	4007	4127	4270	4567	4858	5154	5741	239
LYRA																								
	Club Chair with Painted Back, Pedestal Base <ul style="list-style-type: none">Non-contrast C.O.M = 3.75 yd1 = Body (Fabric Contrast 1) C.O.M. = 2.5 yd2 = Seat (Fabric Contrast 2) C.O.M. = 1.25 yd		Non-contrast	1423PP/NC	□□□□		□□		□□	□□□	100.0#	\$ 3151	\$ 3324	\$ 3371	\$ 3428	\$ 3467	\$ 3539	\$ 3611	\$ 3707	\$ 3894	\$ 4079	\$ 4263	\$ 4632	\$ 212
			Contrast	1423PP/FC	□□□□	□□□□	□□		□□	□□□	100.0#	3225	3403	3449	3506	3541	3613	3692	3780	3971	4155	4341	4710	212
LYRA																								
				A	B	C	D	E	F	G														

HOW TO ORDER

Indicate the following information on order form:

- Quantity of each item.
- Model number, including options. See “How To Build a Model Number”.
- Any special service required.

Note:

- The ☐ indicates that a choice is required.
- The absence of the ☐ indicates that no choice is required.
- Alpha-numeric characters in place of ☐ indicate that no other alternatives are available.

HOW TO BUILD A MODEL NUMBER

- A**Select basic model.
- B**Select non-contrast or fabric contrast 1. Refer to [ki.com/fabrics](#)
- C**Select fabric contrast 2. Refer to [ki.com/fabrics](#)
- D**Select base finish color. Refer to the **Product Color Options** page in this price list. Pedestal base Chrome frame; add \$396.
- E**Select wood shell finish color. Refer to the **Product Color Options** page in this price list.
- F**Select wood shell paint color. Refer to the **Product Color Options** page in this price list.
- G**Select moisture barrier.

MB - Moisture barrier

NMB - No moisture barrier
See pricing column for moisture barrier upcharge.

INFORMATION

C.O.M. Requirements
C.O.M. yardage requirements listed above are based on plain goods 54” wide. If less than 54” wide or fabrics requiring matching (stripes, plaids, prints, large patterns), additional yardage will be needed. Consult C.O.M. matrix on the Ordering C.O.M. and C.O.L. page for additional yardage needed. For C.O.M. fabric sent to KI-High Point on multiple rolls, add an additional yard of fabric per roll to the yardage requirements.

C.O.L. Requirements
Figure 18 sq. ft. of leather (C.O.L.) for each yard shown (i.e., 4.75 x 18 = 85.5 sq. ft.).

Contrasting Upholstery
When contrasting fabric is chosen, price at highest in-grade.

Minimum Fabric/Leather Quantity
Minimum order for fabric is 1 yard. Minimum order for leather is 1 hide (approximately 50 sq. ft.).

Construction
Frame constructed of kiln-dried hardwood and furniture-grade plywood. Cushioning of multiple densities of polyurethane foam and Dacron fiber.

Note
The Lyra Club Collection is available in an exposed wood back, upholstered back, or painted wood back. The pedestal base can be specified in powdercoat paint or chrome. See color addendum at [ki.com](#) for finish options.

SPECIAL SERVICES

Special Carton Marking

With specially marked information N/C

Shipping
Ships **assembled, FOB High Point, NC 27263, freight prepaid.** Freight class 175

Specifications and prices are subject to change without prior notice.



		MODEL NUMBER																	
		Basic Model	Non-Contrast or Fabric Contrast 1	Moisture Barrier	Approx. Packaged Weight	Grade C.O.M.	Grade C	Grade D	Grade E & C.O.L.	Grade F	Grade G	Grade H	Grade I	Grade J	Grade K	Grade L Leather	Grade M Leather	Moisture Barrier add to list price	
LYRP	Lounge or Parlor Chair - Replacement Interior Back • C.O.M = 1.5 yds	1423-BK	□□□□	□□□	0.0#	\$ 811	\$ 885	\$ 898	\$ 923	\$ 937	\$ 971	\$ 1001	\$ 1039	\$ 1117	\$ 1194	\$ 1270	\$ 1425	\$ 190	
LYRP	Club Chair - Replacement Interior Back •C.O.M = 1.25 yds	1423P-BK	□□□□	□□□	0.0#	\$ 789	\$ 863	\$ 887	\$ 905	\$ 922	\$ 951	\$ 985	\$ 1020	\$ 1100	\$ 1176	\$ 1255	\$ 1407	\$ 190	
LYRP	Lounge, Parlor or Club Chair - Replacement Seat •C.O.M = 1.25 yds	1423-ST	□□□□	□□□	0.0#	\$ 787	\$ 862	\$ 885	\$ 904	\$ 920	\$ 950	\$ 982	\$ 1019	\$ 1099	\$ 1175	\$ 1253	\$ 1406	\$ 190	
LYRP	Lounge, Parlor or Club Chair - Replacement Arms (pair) •C.O.M = 2.25 yds	1423-AR	□□□□	□□□	0.0#	\$ 942	\$ 1017	\$ 1031	\$ 1059	\$ 1072	\$ 1104	\$ 1135	\$ 1175	\$ 1253	\$ 1326	\$ 1405	\$ 1561	\$ 190	
LYRP	Loveseat - Replacement Interior Back •C.O.M = 2 yds	1433-BK	□□□□	□□□	0.0#	\$ 990	\$ 1091	\$ 1120	\$ 1152	\$ 1174	\$ 1217	\$ 1259	\$ 1313	\$ 1423	\$ 1529	\$ 1639	\$ 1853	\$ 196	
LYRP	Loveseat - Replacement Seat • C.O.M = 1.75 yds	1433-ST	□□□□	□□□	0.0#	\$ 1153	\$ 1242	\$ 1265	\$ 1297	\$ 1311	\$ 1348	\$ 1385	\$ 1432	\$ 1523	\$ 1617	\$ 1711	\$ 1897	\$ 194	
LYRP	Sofa - Replacement Interior Back •C.O.M = 2.5 yds	1443-BK	□□□□	□□□	0.0#	\$ 1191	\$ 1323	\$ 1360	\$ 1400	\$ 1426	\$ 1483	\$ 1538	\$ 1609	\$ 1748	\$ 1891	\$ 2026	\$ 2304	\$ 204	
LYRP	Sofa - Replacement Seat •C.O.M = 2.75 yds	1443-ST	□□□□	□□□	0.0#	\$ 1503	\$ 1634	\$ 1670	\$ 1708	\$ 1740	\$ 1791	\$ 1849	\$ 1916	\$ 2058	\$ 2197	\$ 2337	\$ 2614	\$ 204	
LYRP	Loveseat or Sofa - Replacement Arms (pair) • C.O.M = 2.25 yds	1443-AR	□□□□	□□□	0.0#	\$ 1018	\$ 1089	\$ 1108	\$ 1134	\$ 1149	\$ 1181	\$ 1212	\$ 1252	\$ 1325	\$ 1404	\$ 1482	\$ 1636	\$ 190	

A

B

C

HOW TO ORDER

Indicate the following information on order form:

- Quantity of each item.
- Model number, including options. See “How To Build a Model Number”.
- Any special service required.

Note:

- The ☐ indicates that a choice is required.
- The absence of the ☐ indicates that no choice is required.
- Alpha-numeric characters in place of ☐ indicate that no other alternatives are available.

HOW TO BUILD A MODEL NUMBER

- A**Select basic model.
- B**Select non-contrast or fabric contrast 1. Refer to ki.com/fabrics
- C**Select moisture barrier.
- | | |
|------------|-----------------------|
| MB | - Moisture barrier |
| NMB | - No moisture barrier |
- See pricing column for moisture barrier upcharge.

INFORMATION

C.O.M. Requirements
C.O.M. yardage requirements listed above are based on plain goods 54” wide. If less than 54” wide or fabrics requiring matching (stripes, plaids, prints, large patterns), additional yardage will be needed. Consult C.O.M. matrix on the Ordering C.O.M. and C.O.L. page for additional yardage needed. For C.O.M. fabric sent to KI-High Point on multiple rolls, add an additional yard of fabric per roll to the yardage requirements.

C.O.L. Requirements
Figure 18 sq. ft. of leather (C.O.L.) for each yard shown (i.e., 4.75 x 18 = 85.5 sq. ft.).

Minimum Fabric/Leather Quantity
Minimum order for fabric is 1 yard. Minimum order for leather is 1 hide (approximately 50 sq. ft).

SPECIAL SERVICES



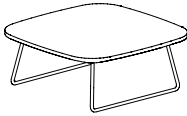

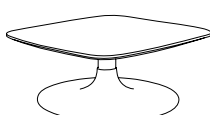
Special Carton Marking

With specially marked information N/C

Shipping
Ships **assembled, FOB High Point, NC 27263, freight prepaid.** Freight class 175

Specifications and prices are subject to change without prior notice.



		MODEL NUMBER								
		Basic Model	Laminate Color	Base Finish	Wood Leg Finish	Glide Option				
MODEL	W x D x H						Approx. Packaged Weight	Delivered Pricing	Laminate Grade 2 add to list price	Laminate Grade 3 add to list price
	Lounge Small End Table (Laminate Top), Sled Base	20 x 20 x 18"	1412S	<input type="checkbox"/> <input type="checkbox"/> <input type="checkbox"/>	<input type="checkbox"/> <input type="checkbox"/>		35.0#	\$ 1016	\$ 18	\$ 115
LYFS										
	Parlor Small End Table (Laminate Top), Wood Leg Base	20 x 20 x 18"	1412W	<input type="checkbox"/> <input type="checkbox"/> <input type="checkbox"/>		<input type="checkbox"/> <input type="checkbox"/> <input type="checkbox"/>	40.0#	\$ 1116	\$ 18	\$ 115
LYFS										
	Lounge Medium End Table (Laminate Top), Sled Base	31 x 31 x 13"	1414S	<input type="checkbox"/> <input type="checkbox"/> <input type="checkbox"/>	<input type="checkbox"/> <input type="checkbox"/>		55.0#	\$ 1238	\$ 35	\$ 225
LYFS										
	Parlor Medium End Table (Laminate Top), Wood Leg Base	31 x 31 x 13"	1414W	<input type="checkbox"/> <input type="checkbox"/> <input type="checkbox"/>		<input type="checkbox"/> <input type="checkbox"/> <input type="checkbox"/>	60.0#	\$ 1287	\$ 35	\$ 225
LYFS										
	Club Medium End Table (Laminate Top), Pedestal Base	31 x 31 x 13"	1414P	<input type="checkbox"/> <input type="checkbox"/> <input type="checkbox"/>	<input type="checkbox"/> <input type="checkbox"/>		65.0#	\$ 1556	\$ 35	\$ 225
LYFS										
			A	B	C	D	E			

HOW TO ORDER

Indicate the following information on order form:

- Quantity of each item.
- Model number, including options. See "How To Build a Model Number".
- Any special service required.

Note:

- The ☐ indicates that a choice is required.
- The absence of the ☐ indicates that no choice is required.
- Alpha-numeric characters in place of ☐ indicate that no other alternatives are available.

HOW TO BUILD A MODEL NUMBER

- A**Select basic model.
- B**Select laminate color.
Refer to the **Product Color Options** page in this price list.
- C**Select base finish color.
Refer to the **Product Color Options** page in this price list.
Pedestal base Chrome frame; add \$394.
- D**Select wood leg finish color.
Refer to the **Product Color Options** page in this price list.
For Kensington Maple add upcharge.
- E**Select glide option.

NGL

- No glides

GNY

- Nylon glides (black); add \$6

KENSINGTON MAPLE UPCHARGE

Kensington Maple requires extended leadtimes.

Model	
1402W	\$209
1404W	\$243
1407W	\$255
1408W	\$280

1412W	\$194
1414W	\$236
1417W	\$255
1418W	\$270

FINISH INFORMATION

ADDITIONAL LAMINATE OFFERING

KI offers laminates beyond those offered in the standard offering. Laminates that are currently available in the program can be viewed in KI product specification tools. Requests to add laminates to the program can be submitted via the product modification request process. Please note, requests to add laminates to the program must include the laminate manufacturers name, color/pattern number, and finish code. Edge options are limited to standard edge colors. If a matching edge is required, this will need to be requested thru the product modification request process and may be subject to additional costs. Due to varying manufacturing processes and quality issues with some laminates, some requests may be denied. Extended lead times and minimum order quantities may apply on orders containing special laminates. Contact the product modification team for questions or additional information regarding special laminates and pricing.

SPECIAL SERVICES

Special Carton Marking

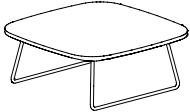
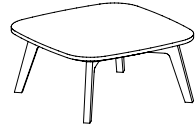
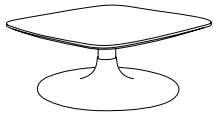
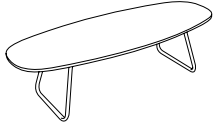
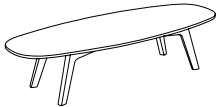
With specially marked information N/C

Shipping

Ships **assembled, FOB High Point, NC 27263, freight prepaid.** Freight class 175

Specifications and prices are subject to change without prior notice.



		MODEL NUMBER								
		Basic Model	Laminate Color	Base Finish	Wood Leg Finish	Glide Option				
MODEL	W x D x H						Approx. Packaged Weight	Delivered Pricing	Laminate Grade 2 add to list price	Laminate Grade 3 add to list price
 LYFS	Lounge Large End Table (Laminate Top), Sled Base	36 x 36 x 13"	1417S	<input type="checkbox"/> <input type="checkbox"/> <input type="checkbox"/>	<input type="checkbox"/> <input type="checkbox"/>	<input type="checkbox"/> <input type="checkbox"/>	70.0#	\$ 1413	\$ 35	\$ 225
 LYFS	Parlor Large End Table (Laminate Top), Wood Leg Base	36 x 36 x 13"	1417W	<input type="checkbox"/> <input type="checkbox"/> <input type="checkbox"/>	<input type="checkbox"/> <input type="checkbox"/> <input type="checkbox"/>	<input type="checkbox"/> <input type="checkbox"/>	75.0#	\$ 1424	\$ 35	\$ 225
 LYFS	Club Large End Table (Laminate Top), Pedestal Base	36 x 36 x 13"	1417P	<input type="checkbox"/> <input type="checkbox"/> <input type="checkbox"/>	<input type="checkbox"/> <input type="checkbox"/>	<input type="checkbox"/> <input type="checkbox"/>	80.0#	\$ 1656	\$ 35	\$ 225
 LYFS	Lounge Obround Coffee Table (Laminate Top), Sled Base	54 x 20 x 13"	1418S	<input type="checkbox"/> <input type="checkbox"/> <input type="checkbox"/>	<input type="checkbox"/> <input type="checkbox"/>	<input type="checkbox"/> <input type="checkbox"/>	60.0#	\$ 1511	\$ 25	\$ 170
 LYFS	Parlor Obround Coffee Table (Laminate Top), Wood Leg Base	54 x 20 x 13"	1418W	<input type="checkbox"/> <input type="checkbox"/> <input type="checkbox"/>	<input type="checkbox"/> <input type="checkbox"/> <input type="checkbox"/>	<input type="checkbox"/> <input type="checkbox"/>	65.0#	\$ 1520	\$ 25	\$ 170
			A	B	C	D	E			

HOW TO ORDER

Indicate the following information on order form:

- Quantity of each item.
- Model number, including options. See "How To Build a Model Number".
- Any special service required.

Note:

- The ☐ indicates that a choice is required.
- The absence of the ☐ indicates that no choice is required.
- Alpha-numeric characters in place of ☐ indicate that no other alternatives are available.

HOW TO BUILD A MODEL NUMBER

- A**Select basic model.
- B**Select laminate color.
Refer to the **Product Color Options** page in this price list.
- C**Select base finish color.
Refer to the **Product Color Options** page in this price list.
Pedestal base Chrome frame; add \$394.
- D**Select wood leg finish color.
Refer to the **Product Color Options** page in this price list.
For Kensington Maple add upcharge.
- E**Select glide option.

NGL

- No glides

GNY

- Nylon glides (black); add \$6

KENSINGTON MAPLE UPCHARGE

Kensington Maple requires extended leadtimes.

Model	
1402W	\$209
1404W	\$243
1407W	\$255
1408W	\$280

1412W	\$194
1414W	\$236
1417W	\$255
1418W	\$270

FINISH INFORMATION

ADDITIONAL LAMINATE OFFERING

KI offers laminates beyond those offered in the standard offering. Laminates that are currently available in the program can be viewed in KI product specification tools. Requests to add laminates to the program can be submitted via the product modification request process. Please note, requests to add laminates to the program must include the laminate manufacturers name, color/pattern number, and finish code. Edge options are limited to standard edge colors. If a matching edge is required, this will need to be requested thru the product modification request process and may be subject to additional costs. Due to varying manufacturing processes and quality issues with some laminates, some requests may be denied. Extended lead times and minimum order quantities may apply on orders containing special laminates. Contact the product modification team for questions or additional information regarding special laminates and pricing.

SPECIAL SERVICES



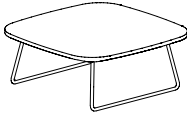

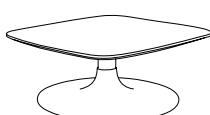
Special Carton Marking

With specially marked information N/C

Shipping
Ships **assembled, FOB High Point, NC 27263, freight prepaid.** Freight class 175

Specifications and prices are subject to change without prior notice.



		MODEL NUMBER					
		Basic Model	Veneer Color	Base Finish	Glide Option		
	MODEL	W x D x H				Approx. Packaged Weight	Delivered Pricing
	Lounge Small End Table (Veneer Top), Sled Base	20 x 20 x 18"	1402S	<input type="checkbox"/> <input type="checkbox"/> <input type="checkbox"/>	<input type="checkbox"/> <input type="checkbox"/>	<input type="checkbox"/> <input type="checkbox"/>	35.0# \$ 1024
LYFS							
	Parlor Small End Table (Veneer Top), Wood Leg Base	20 x 20 x 18"	1402W	<input type="checkbox"/> <input type="checkbox"/> <input type="checkbox"/>		40.0#	\$ 1127
LYFS							
	Lounge Medium End Table (Veneer Top), Sled Base	31 x 31 x 13"	1404S	<input type="checkbox"/> <input type="checkbox"/> <input type="checkbox"/>	<input type="checkbox"/> <input type="checkbox"/>	55.0#	\$ 1315
LYFS							
	Parlor Medium End Table (Veneer Top), Wood Leg Base	31 x 31 x 13"	1404W	<input type="checkbox"/> <input type="checkbox"/> <input type="checkbox"/>		60.0#	\$ 1349
LYFS							
	Club Medium End Table (Veneer Top), Pedestal Base	31 x 31 x 13"	1404P	<input type="checkbox"/> <input type="checkbox"/> <input type="checkbox"/>	<input type="checkbox"/> <input type="checkbox"/>	65.0#	\$ 1572
LYFS							
			A	B	C	D	

HOW TO ORDER

Indicate the following information on order form:

- Quantity of each item.
- Model number, including options. See “How To Build a Model Number”.
- Any special service required.

Note:

- The ☐ indicates that a choice is required.
- The absence of the ☐ indicates that no choice is required.
- Alpha-numeric characters in place of ☐ indicate that no other alternatives are available.

HOW TO BUILD A MODEL NUMBER

- A**Select basic model.
- B**Select veneer color.
Refer to the **Product Color Options** page in this price list.
Wood leg finish always matches veneer finish.
- C**Select base finish color.
Refer to the **Product Color Options** page in this price list.
Pedestal base Chrome frame; add \$394.
- D**Select glide option.

NGL	- No glides
GNY	- Nylon glides (black); add \$6

KENSINGTON MAPLE UPCHARGE

Kensington Maple requires extended leadtimes.

Model	
1402W	\$209
1404W	\$243
1407W	\$255
1408W	\$280

1412W	\$194
1414W	\$236
1417W	\$255
1418W	\$270

SPECIAL SERVICES

Special Carton Marking

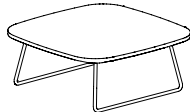
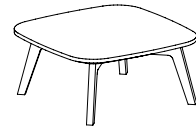
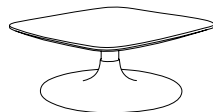
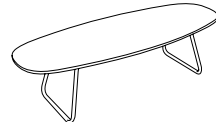

With specially marked information N/C

Shipping

Ships **assembled, FOB High Point, NC 27263, freight prepaid.** Freight class 175

Specifications and prices are subject to change without prior notice.



			MODEL NUMBER					
			Basic Model	Veneer Color	Base Finish	Glide Option		
	MODEL	W x D x H					Approx. Packaged Weight	Delivered Pricing
 LYFS	Lounge Large End Table (Veneer Top), Sled Base	36 x 36 x 13"	1407S	<input type="checkbox"/> <input type="checkbox"/> <input type="checkbox"/>	<input type="checkbox"/> <input type="checkbox"/>	<input type="checkbox"/> <input type="checkbox"/>	70.0#	\$ 1488
 LYFS	Parlor Large End Table (Veneer Top), Wood Leg Base	36 x 36 x 13"	1407W	<input type="checkbox"/> <input type="checkbox"/> <input type="checkbox"/>			75.0#	\$ 1455
 LYFS	Club Large End Table (Veneer Top), Pedestal Base	36 x 36 x 13"	1407P	<input type="checkbox"/> <input type="checkbox"/> <input type="checkbox"/>	<input type="checkbox"/> <input type="checkbox"/>		80.0#	\$ 1697
 LYFS	Lounge Obround Coffee Table (Veneer Top), Sled Base	54 x 20 x 13"	1408S	<input type="checkbox"/> <input type="checkbox"/> <input type="checkbox"/>	<input type="checkbox"/> <input type="checkbox"/>	<input type="checkbox"/> <input type="checkbox"/>	60.0#	\$ 1552
 LYFS	Parlor Obround Coffee Table (Veneer Top), Wood Leg Base	54 x 20 x 13"	1408W	<input type="checkbox"/> <input type="checkbox"/> <input type="checkbox"/>			65.0#	\$ 1567
			A	B	C	D		

HOW TO ORDER

Indicate the following information on order form:

- Quantity of each item.
- Model number, including options. See “How To Build a Model Number”.
- Any special service required.

Note:

- The ☐ indicates that a choice is required.
- The absence of the ☐ indicates that no choice is required.
- Alpha-numeric characters in place of ☐ indicate that no other alternatives are available.

HOW TO BUILD A MODEL NUMBER

- A** Select basic model.
- B** Select veneer color.
Refer to the **Product Color Options** page in this price list.
Wood leg finish always matches veneer finish.
- C** Select base finish color.
Refer to the **Product Color Options** page in this price list.
Pedestal base Chrome frame; add \$394.
- D** Select glide option.
- | | |
|------------|---------------------------------|
| NGL | - No glides |
| GNY | - Nylon glides (black); add \$6 |

KENSINGTON MAPLE UPCHARGE

Kensington Maple requires extended leadtimes.

Model	
1402W	\$209
1404W	\$243
1407W	\$255
1408W	\$280

1412W	\$194
1414W	\$236
1417W	\$255
1418W	\$270

SPECIAL SERVICES

Special Carton Marking

With specially marked information N/C

Shipping
Ships **assembled, FOB High Point, NC 27263, freight prepaid.** Freight class 175

Specifications and prices are subject to change without prior notice.



1330 BELLEVUE STREET
GREEN BAY, WI 54302
800.424.2432 / KI.COM

KI is a trusted expert for furniture and wall systems around the globe.
USA | CANADA | MEXICO | UK | EUROPE | ASIA | MIDDLE EAST
© 2023 Krueger International, Inc. All Rights Reserved.