



U-SERIESTM STORAGE

PRICE LIST

EFFECTIVE APRIL 2, 2025
800.424.2432

Contents

Refer to KI Terms & Conditions document or visit ki.com.



Contents

Refer to KI Terms & Conditions document or visit ki.com.

U-Series®		
General Information		3
U-Series™		
Product Color Options		5
U-Series™ Lateral Files		
Lateral Files		6
Laminate Tops		7
Lateral File Accessories		8
U-Series™ Pedestals		
Mobile		9
Freestanding		10
Worksurface Supporting		11
Double Pedestals Worksurface Supporting		12
Pedestal Accessories		13
U-Series™ Wardrobe Towers		
48" High Cabinet		17
64" High Cabinet		18
48" High Side Access Bookcase		19
64" High Side Access Bookcase		20
U-Series™ Overheads		
		21
U-Series™ Storage and Accessories		
Overhead Accessories		22
U-Series™ Underhead Storage		
		25
U-Series™ Overhead and Underhead Storage		
Accessories		26

U-Series is an active and accessible storage collection designed to augment KI Systems offerings and provide more relevant and cost-effective workstations for applications within each of KI's vertical markets.

The U-Series collection includes lateral files, freestanding, mobile and workspace-supporting pedestals, double pedestals, wardrobe tower cabinet units, wardrobe tower side-access bookcase units, overheads, and related accessories. Nominal and actual dimensions are listed with each item to the nearest 1/16 inch.

All U-Series storage models meet or exceed ANSI/BIFMA X5.9-2004 standards.

CONSTRUCTION AND STANDARD FEATURES

All U-Series storage units are constructed of steel. Box and file drawers feature smooth riding, ball-bearing slides. Box drawers feature a three-quarter travel. File drawers feature a full extension. Units feature ADA-compliant nickel-plated loop pulls.

Glides

Freestanding pedestals feature non-adjustable glides which allow units to match the height of mobile units. Worksurface-supporting pedestals, double pedestals, and wardrobe towers feature 2-1/2" glides with a 1" adjustment range.

Locks

Locks are standard on all storage units except for certain binder tower units (see binder tower general information). Locks are a high-security double-bit design. One KI break-away key and one standard key are included with each lock. Units are standard with random keys in a range of 200 different numbers (994 key numbers are available to order). Note that units with multiple locks are keyed alike as standard. Specific key combinations are available at no additional charge. This information must be included with the order.

Locks can be master keyed. Please see the ac-

cessories sections of this price book for ordering keys. Available keys are:

- Lock Core/Keys - Lock core and 2 keys are used in P-Series lock housings. Indicate in order notes if a specific core number is required.
- Master Key - Single key which opens any P-Series lock.
- Extractor Key - Single key which extracts any P-Series lock core.
- Blank Key - Single uncut P-Series key to be cut as required by locksmith.
- Cut Key - 2 keys for a specific P-Series lock core number as indicated in the order notes.

All locks have removable and interchangeable plugs. This feature provides for on-site custom keying. Units can be supplied with the lock plugs installed or shipped separately. To install or remove lock plugs, a unique key is required. This key is the extractor (core-removal) key and can be found in the storage accessories portions of this price book. Contact customer service to order lock accessories. To order plugs for field installation, specify "lock plugs not installed" on order. Order must specify total quantity of specific key numbered locks.

Example: 30 plugs
3 keyed alike
10 keyed alike
17 keyed alike

Paint

All inside and outside shell and front surfaces are electrostatically powder coated.

Lateral Files

Lateral files are offered with 12" drawers and receding doors, in three widths: 30", 36", and 42". Refer to pricelist for standard configurations. Uprights and top and bottom reinforcements are welded into rigid boxframe. Seamless back and top feature reinforced corners.

Optional laminate tops are available.

Pedestals

Mobile, freestanding and worksurface supporting

units are offered in box/box/file and file/file drawer configurations. Mobile units are also available in a box/file configuration. Pedestals are shipped for front-to-back letter-sized filing. Pencil tray, if desired, is specified separately. Worksurface-supporting pedestals are used to support worksurfaces in panel-wrapped applications. Cantilevers or other supports are not required at the end of a worksurface supported by a pedestal, but finishing brackets may be specified to fill the space between the back of the pedestal and a panel if desired.

A counterbalance weight is included in file/file mobile and freestanding units for stability. A counterbalance weight may be required in work-surface supporting file/file pedestals depending on the desk configuration.

Optional laminate tops are available.

Double-Wide Pedestals

Worksurface-supporting double wide pedestals are used to support worksurfaces in panel-wrapped applications. Units feature two 12" drawers with side-to-side hanging folder bars. Double wide pedestals may be specified at return conditions but not be specified in place of panel returns.

Wardrobe Towers

Wardrobe towers are stand-alone storage units. Wardrobe/cabinet units feature a pedestal in file/file or box/box/file configuration, a full vertical height wardrobe with coat hook, and a storage cabinet with an adjustable shelf.

Wardrobe/side-access bookcase units feature a pedestal in file/file or box/box/file configuration, a full vertical height wardrobe with coat hook, and an open bookcase with one adjustable shelf. Pedestal aesthetic matches wardrobe pedestal.

The handedness of a wardrobe tower is determined by the location of the wardrobe unit. A right unit features the wardrobe on the right side of the unit.

Sliding Door Overhead and Underhead Storage

Overhead and underhead units each feature a single sliding door with lock. Door spans approximately half the width of the unit. Slide mechanism uses four wheeled rollers. Units are sufficiently sized to house upright standard binders.


Lateral File									
Inside Drawer and Shelf Dimensions	30W x 18D Cabinet			36W x 18D Cabinet			42W x 18D Cabinet		
	W	D	H	W	D	H	W	D	H
12" Lateral File Drawer	26 ³ / ₄ "	15 ⁷ / ₈ "	11 ¹ / ₂ "	32 ³ / ₄ "	15 ⁷ / ₈ "	11 ¹ / ₂ "	38 ³ / ₄ "	15 ⁷ / ₈ "	11 ¹ / ₂ "
12" Rec. Door / Roll-out Shelf	26 ³ / ₄ "	15 ⁷ / ₈ "	10 ⁹ / ₁₆ "	32 ³ / ₄ "	15 ⁷ / ₈ "	10 ⁹ / ₁₆ "	38 ³ / ₄ "	15 ⁷ / ₈ "	10 ⁹ / ₁₆ "

Lateral File			30W Cabinet		36W Cabinet		42W Cabinet		
Suspended Filing Configurations									
Letter	side-to-side	Standard			Standard			Standard	
	front-to-back	30FBA w(2)334FBK			36FBA w(2)334FBK			42FBA w(3)334FBK	
Legal	side-to-side	Standard			Standard			Standard	
					36FBA w(2)334FBK			42FBA w(2)334FBK	

Pedestal Inside Dimensions of Drawers									
	20"D PEDESTAL			24"D PEDESTAL			WARDROBE PEDESTAL		
	W	D	H	W	D	H	W	D	H
6" Box	12 ⁷ / ₈ "	16 ¹ / ₄ "	5 ¹ / ₈ "	12 ⁷ / ₈ "	19 ¹ / ₄ "	5 ¹ / ₈ "	12 ⁷ / ₈ "	16 ¹ / ₄ "	5 ¹ / ₈ "
12" File	12 ⁷ / ₈ "	16 ¹ / ₄ "	10 ⁷ / ₈ "	12 ⁷ / ₈ "	19 ¹ / ₄ "	10 ⁷ / ₈ "	12 ⁷ / ₈ "	16 ¹ / ₄ "	10 ⁷ / ₈ "

Pedestal Heights and Depths			
	Depths	Heights Including Glides	Heights Including Casters
Freestanding	17 ⁵ / ₈ " , 21 ⁵ / ₈ "	27 ⁵ / ₈ "	
Mobile	17 ⁵ / ₈ " , 21 ⁵ / ₈ "		21 ³ / ₄ " , 27 ⁵ / ₈ "
Worksurface Supporting	17 ⁵ / ₈ " , 21 ⁵ / ₈ "	27 ⁷ / ₈ "	

ULP	24	W	BBF
Model Numbering System Each character in the basic model number corresponds to a specific unit feature. How to Build a Model Number Example: U-Series Pedestal			
ULP	Product name	U-Series Pedestal	
24	Cabinet depth	24" deep	
W	Pedestal type	Worksurface supporting	
BBF	Drawer type	Box/box/file	



Double-Wide Pedestal File Inside Drawer Dimensions	30" W x 22" D		
	W	D	H
Double-Wide Drawer	26-1/2"	15-1/2"	11"

Wardrobe/Towers	24" W x 22" D		
	W	D	H
48" High Wardrobe Door	7-3/8"	21"	42-7/8"
64" High Wardrobe Door	7-3/8"	21"	58-7/8"
48" Bookcase	20-3/8"	14-7/8"	17-7/8"
64" Bookcase	20-3/8"	14-7/8"	33-7/8"
48" Cabinet	13-3/8"	21"	18-1/8"
64" Cabinet	13-3/8"	21"	34-1/8"

Overhead/Underhead Outside Dimensions	36" W			42" W			48" W			54" W			60" W		
	W	D	H	W	D	H	W	D	H	W	D	H	W	D	H
Overhead	35-3/4"	14-3/8"	14-7/16"	41-3/4"	14-3/8"	14-7/16"	47-3/4"	14-3/8"	14-7/16"	53-3/4"	14-3/8"	14-7/16"	59-3/4"	14-3/8"	14-7/16"



Surface Finish--Grade 1 Standard Laminate		Unit/Paint Color		Flannel	TFN
Beigewood	LBZ	Black	BL	Florence Walnut	TFC
Belair	LBQ	Blue Grey	GR	Friston Ash	TFH
Biltmore Cherry	LBT	Bronze Metallic	ZM	Frosty White	TFW
Black	LBK	Cayenne	CY	Hartley Walnut	THW
Brighton Walnut	LBW	Champagne Metallic	CM	Hazy Jade	THJ
Castle Oak	LCO	Cool Grey	CG	Honey Bee	THY
Casual Linen	LCU	Cottonwood	CO	Italian Silver Ash	TIT
Cherry Storm	LCX	Earthen Clay	EY	Kensington Maple	TKM
Cocobala	LCC	Espresso Metallic	EX	Light Tone	TLG
Crisp Linen	LRI	Everglade Shade	EV	Mardi Gras	TMG
Designer White	LDR	Flannel	FN	Misty Brown	TMY
Dove Grey	LDG	Glitz Metallic	GZ	Monticello Maple	TMT
Florence Walnut	LFC	Hazy Jade	HJ	Multiplex	TMB
Friston Ash	LFH	Honey Bee	HY	Nemo	TNE
Frosty White	LFW	Light Tone	LG	Nordic	TND
Graphite Nebula	LGN	Mardi Gras	MG	Pinnacle Walnut	TPW
Grey	LGE	Misty Brown	MY	Poppy Red	TPR
High Rise	LHE	Nemo	NE	Purple Haze	TPH
Hollyberry	LHY	Nordic	ND	Rainforest	TRQ
Island	LID	Poppy Red	PR	Raleigh Walnut	TRW
Italian Silver Ash	LIT	Purple Haze	PH	River Cherry	TRY
Kensington Maple	LKM	Rainforest	RQ	Rubber Ducky	TRK
Lapis Blue	LLB	Raw Jasper	RJ	Sand	TSA
Monticello Maple	LMT	Rubber Ducky	RK	Sky Blue	TSK
North Sea	LNA	Sand	SA	Solano Walnut	TSG
Ocean	LON	Sky Blue	SK	Sterling Ash	TAZ
Pinnacle Walnut	LPW	Whites & all Metallics	SX	Surf's Up	TSP
River Cherry	LRY	Surf's Up	SP	Tarragon	TTQ
Shadow Zephyr	LSR	Tarragon	TQ	Twilight Shadow	TTI
Sterling Ash	LAZ	Twilight Shadow	TI	Ultra Blue	TUB
Titanium Evolv	LTV	Ultra Blue	UB	Valley Forge Elm	TVF
White Nebula	LWL	Warm Grey	WG	Warm Grey	TWG
White Sand	LWN	Zesty Lime	ZL	White River Forest	TWR
Windsor Mahogany	LWY			Windsor Mahogany	TWY
		All white & metallic paints require an upcharge. See upcharge column on price pages.		Zesty Lime	TZL
Surface Finish--Grade 2 Standard Laminate		Edge Color for 74P Edge		Trim Color - Pedestal Seat Cushion	
Akira	LAK	Akira	TAK	Black	BL
Black Alicante	LBY	Beigewood	TBZ	Blue Grey	GR
Black Hills Oak	LBH	Belair	TBQ	Flannel	FN
Calcutta Marble	LCQ	Biltmore Cherry	TBT	Sand	SA
Dering Forest	LDF	Black	TBL	Warm Grey	WG
Fawn Cypress	LFQ	Black Hills Oak	TBH		
Ice Mist	LIM	Blue Grey	TGR		
Markerboard White	LMK	Brighton Walnut	TBW		
Valley Forge Elm	LVF	Castle Oak	TCO	Black	BLL
White River Forest	LWR	Cayenne	TCY	Satin Chrome	SCL
Surface Finish--Grade 3 Standard Laminate					
Black Velvet	LBV	Cherry Storm	TCX		
Cumberland Walnut	LCJ	Cocobala	TCC		
Designer White Velvet	LDE	Cool Grey	TCG		
Hartley Walnut	LHW	Cumberland Walnut	TCJ		
Nile Velvet	LNL	Dering Forest	TDF		
Raleigh Walnut	LRW	Designer White	TDR		
Solano Walnut	LSG	Earthen Clay	TEY		
Spruce Velvet	LSC	Everglade Shade	TEV		
		Fawn Cypress	TFQ		

Finish Cards

View color swatches for items listed within this document.

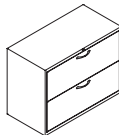
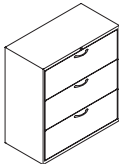
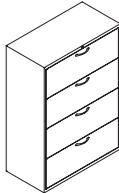
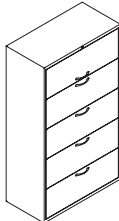
<u>Paints</u>	<u>Wood/Veneer</u>	<u>Molded Edges</u>	<u>Hard Plastics</u>
<u>Plastics/Poly</u>	<u>Laminates</u>	<u>Edge Styles</u>	<u>Glass</u>

Certain options referenced may not be available on GSA Schedule.

U-Series™ Lateral Files



U-Series™ Lateral Files

			MODEL NUMBER									
			Basic Model	Unit Color	Optional Counter-balance Weight	Pull Style	Lock Option	Lock Color				
MODEL			W x D x H						Approx. Packaged Weight	Delivered Pricing	Counter-balance Weight add to list price	Whites & All Metallics Upcharge
	27" File, 2 High <ul style="list-style-type: none">• Two 12" drawers with side-to-side hanging folder bars• Counterbalance weights are required for freestanding units	30 x 18 x 27"	UL302D	<input type="checkbox"/>	<input type="checkbox"/> <input type="checkbox"/> <input type="checkbox"/> <input type="checkbox"/> <input type="checkbox"/> <input type="checkbox"/>	<input type="checkbox"/> <input type="checkbox"/> <input type="checkbox"/> <input type="checkbox"/> <input type="checkbox"/> <input type="checkbox"/>	<input type="checkbox"/> <input type="checkbox"/> <input type="checkbox"/> <input type="checkbox"/> <input type="checkbox"/> <input type="checkbox"/>	110.0#	\$ 1002	\$ 142	\$ 80	
		36 x 18 x 27"	UL362D	<input type="checkbox"/>	<input type="checkbox"/> <input type="checkbox"/> <input type="checkbox"/> <input type="checkbox"/> <input type="checkbox"/> <input type="checkbox"/>	<input type="checkbox"/> <input type="checkbox"/> <input type="checkbox"/> <input type="checkbox"/> <input type="checkbox"/> <input type="checkbox"/>	<input type="checkbox"/> <input type="checkbox"/> <input type="checkbox"/> <input type="checkbox"/> <input type="checkbox"/> <input type="checkbox"/>	120.0#	1098	133	80	
		42 x 18 x 27"	UL422D	<input type="checkbox"/>	<input type="checkbox"/> <input type="checkbox"/> <input type="checkbox"/> <input type="checkbox"/> <input type="checkbox"/> <input type="checkbox"/>	<input type="checkbox"/> <input type="checkbox"/> <input type="checkbox"/> <input type="checkbox"/> <input type="checkbox"/> <input type="checkbox"/>	<input type="checkbox"/> <input type="checkbox"/> <input type="checkbox"/> <input type="checkbox"/> <input type="checkbox"/> <input type="checkbox"/>	130.0#	1173	133	80	
USLT												
	39-1/4" File, 3 High <ul style="list-style-type: none">• Three 12" drawers with side-to-side hanging folder bars• Counterbalance weights are required for freestanding units	30 x 18 x 39-1/4"	UL303D	<input type="checkbox"/>	<input type="checkbox"/> <input type="checkbox"/> <input type="checkbox"/> <input type="checkbox"/> <input type="checkbox"/> <input type="checkbox"/>	<input type="checkbox"/> <input type="checkbox"/> <input type="checkbox"/> <input type="checkbox"/> <input type="checkbox"/> <input type="checkbox"/>	<input type="checkbox"/> <input type="checkbox"/> <input type="checkbox"/> <input type="checkbox"/> <input type="checkbox"/> <input type="checkbox"/>	140.0#	\$ 1318	\$ 142	\$ 80	
		36 x 18 x 39-1/4"	UL363D	<input type="checkbox"/>	<input type="checkbox"/> <input type="checkbox"/> <input type="checkbox"/> <input type="checkbox"/> <input type="checkbox"/> <input type="checkbox"/>	<input type="checkbox"/> <input type="checkbox"/> <input type="checkbox"/> <input type="checkbox"/> <input type="checkbox"/> <input type="checkbox"/>	<input type="checkbox"/> <input type="checkbox"/> <input type="checkbox"/> <input type="checkbox"/> <input type="checkbox"/> <input type="checkbox"/>	155.0#	1483	133	80	
		42 x 18 x 39-1/4"	UL423D	<input type="checkbox"/>	<input type="checkbox"/> <input type="checkbox"/> <input type="checkbox"/> <input type="checkbox"/> <input type="checkbox"/> <input type="checkbox"/>	<input type="checkbox"/> <input type="checkbox"/> <input type="checkbox"/> <input type="checkbox"/> <input type="checkbox"/> <input type="checkbox"/>	<input type="checkbox"/> <input type="checkbox"/> <input type="checkbox"/> <input type="checkbox"/> <input type="checkbox"/> <input type="checkbox"/>	170.0#	1613	133	80	
USLT												
	51-1/2" File, 4 High <ul style="list-style-type: none">• Four 12" drawers with side-to-side hanging folder bars• Counterbalance weights are required for freestanding units	30 x 18 x 51-1/2"	UL304D	<input type="checkbox"/>	<input type="checkbox"/> <input type="checkbox"/> <input type="checkbox"/> <input type="checkbox"/> <input type="checkbox"/> <input type="checkbox"/>	<input type="checkbox"/> <input type="checkbox"/> <input type="checkbox"/> <input type="checkbox"/> <input type="checkbox"/> <input type="checkbox"/>	<input type="checkbox"/> <input type="checkbox"/> <input type="checkbox"/> <input type="checkbox"/> <input type="checkbox"/> <input type="checkbox"/>	180.0#	\$ 1650	\$ 124	\$ 128	
		36 x 18 x 51-1/2"	UL364D	<input type="checkbox"/>	<input type="checkbox"/> <input type="checkbox"/> <input type="checkbox"/> <input type="checkbox"/> <input type="checkbox"/> <input type="checkbox"/>	<input type="checkbox"/> <input type="checkbox"/> <input type="checkbox"/> <input type="checkbox"/> <input type="checkbox"/> <input type="checkbox"/>	<input type="checkbox"/> <input type="checkbox"/> <input type="checkbox"/> <input type="checkbox"/> <input type="checkbox"/> <input type="checkbox"/>	200.0#	1870	117	128	
		42 x 18 x 51-1/2"	UL424D	<input type="checkbox"/>	<input type="checkbox"/> <input type="checkbox"/> <input type="checkbox"/> <input type="checkbox"/> <input type="checkbox"/> <input type="checkbox"/>	<input type="checkbox"/> <input type="checkbox"/> <input type="checkbox"/> <input type="checkbox"/> <input type="checkbox"/> <input type="checkbox"/>	<input type="checkbox"/> <input type="checkbox"/> <input type="checkbox"/> <input type="checkbox"/> <input type="checkbox"/> <input type="checkbox"/>	220.0#	2121	117	128	
USLT												
	63-3/4" File, 5 High <ul style="list-style-type: none">• One 12" receding door with rollout shelf and 3 plate dividers• Four 12" drawers with side-to-side hanging folder bars• Counterbalance weights are required for freestanding units	30 x 18 x 63-3/4"	UL305RD	<input type="checkbox"/>	<input type="checkbox"/> <input type="checkbox"/> <input type="checkbox"/> <input type="checkbox"/> <input type="checkbox"/> <input type="checkbox"/>	<input type="checkbox"/> <input type="checkbox"/> <input type="checkbox"/> <input type="checkbox"/> <input type="checkbox"/> <input type="checkbox"/>	<input type="checkbox"/> <input type="checkbox"/> <input type="checkbox"/> <input type="checkbox"/> <input type="checkbox"/> <input type="checkbox"/>	230.0#	\$ 1968	\$ 124	\$ 128	
		36 x 18 x 63-3/4"	UL365RD	<input type="checkbox"/>	<input type="checkbox"/> <input type="checkbox"/> <input type="checkbox"/> <input type="checkbox"/> <input type="checkbox"/> <input type="checkbox"/>	<input type="checkbox"/> <input type="checkbox"/> <input type="checkbox"/> <input type="checkbox"/> <input type="checkbox"/> <input type="checkbox"/>	<input type="checkbox"/> <input type="checkbox"/> <input type="checkbox"/> <input type="checkbox"/> <input type="checkbox"/> <input type="checkbox"/>	250.0#	2248	124	128	
		42 x 18 x 63-3/4"	UL425RD	<input type="checkbox"/>	<input type="checkbox"/> <input type="checkbox"/> <input type="checkbox"/> <input type="checkbox"/> <input type="checkbox"/> <input type="checkbox"/>	<input type="checkbox"/> <input type="checkbox"/> <input type="checkbox"/> <input type="checkbox"/> <input type="checkbox"/> <input type="checkbox"/>	<input type="checkbox"/> <input type="checkbox"/> <input type="checkbox"/> <input type="checkbox"/> <input type="checkbox"/> <input type="checkbox"/>	270.0#	2540	124	128	
USLT												
			A	B	C	D	E	F				

HOW TO ORDER

Indicate the following information on order form:

- Quantity of each item.
- Model number, including options. See "How To Build a Model Number".
- Any special service required.

Note:

- The ☐ indicates that a choice is required.
- The absence of the ☐ indicates that no choice is required.
- Alpha-numeric characters in place of ☐ indicate that no other alternatives are available.

HOW TO BUILD A MODEL NUMBER

price list.

- A**Select basic model.
- B**Select unit and drawer color.
Refer to the **Product Color Options** page in this price list.
- C**Select counterbalance weight.
CBW - With Counterbalance
NOCBW - No Counterbalance
See pricing column for counterbalance weight upcharge.
- D**Select pull style.
USP - U-Series pull (standard)
CZP - Connection Zone pull
- E**Select lock option.
KS - Key standard
NLC - No lock core
KA - Key alike
- F**Select lock color.
Refer to the **Product Color Options** page in this

SPECIAL SERVICES

Special Carton Marking

With specially marked information N/C

Shipping
Ships **assembled, FOB Pembroke, ON K8A 0E1, freight prepaid.** Freight class 70.

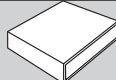
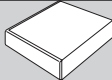
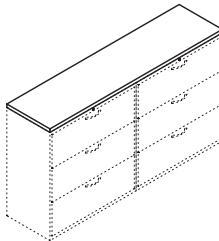
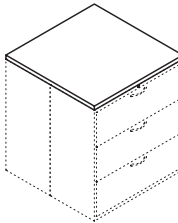
Specifications and prices are subject to change without prior notice.

U-Series™ Lateral Files

Laminate Tops

U-Series™ Lateral Files

Laminate Tops

			MODEL NUMBER													
			Basic Model	Edge Style	Surface Finish	Edge Color	Approx. Packaged Weight							Laminate Grade 2 add to list price	Laminate Grade 3 add to list price	
Features								W x D x H	Self Edge (SE)	74P Edge (74P)						
	Fits one 30" wide lateral	30 X 18 X 1-1/4"	S7L/3018T	<input type="checkbox"/> <input type="checkbox"/> <input type="checkbox"/>	<input type="checkbox"/> <input type="checkbox"/> <input type="checkbox"/>	<input type="checkbox"/> <input type="checkbox"/> <input type="checkbox"/>	18.0#	\$	359	\$	372	\$	18	\$	115	
	Fits one 36" wide lateral	36 X 18 X 1-1/4"	S7L/3618T	<input type="checkbox"/> <input type="checkbox"/> <input type="checkbox"/>	<input type="checkbox"/> <input type="checkbox"/> <input type="checkbox"/>	<input type="checkbox"/> <input type="checkbox"/> <input type="checkbox"/>	21.0#		405		427		18		115	
	Fits one 42" wide lateral	42 X 18 X 1-1/4"	S7L/4218T	<input type="checkbox"/> <input type="checkbox"/> <input type="checkbox"/>	<input type="checkbox"/> <input type="checkbox"/> <input type="checkbox"/>	<input type="checkbox"/> <input type="checkbox"/> <input type="checkbox"/>	25.0#		433		442		18		115	
	Fits two 30" wide laterals	60 X 18 X 1-1/4"	S7L/6018T	<input type="checkbox"/> <input type="checkbox"/> <input type="checkbox"/>	<input type="checkbox"/> <input type="checkbox"/> <input type="checkbox"/>	<input type="checkbox"/> <input type="checkbox"/> <input type="checkbox"/>	36.0#		512		538		18		115	
	Fits one 30" & one 36" wide laterals	66 X 18 X 1-1/4"	S7L/6618T	<input type="checkbox"/> <input type="checkbox"/> <input type="checkbox"/>	<input type="checkbox"/> <input type="checkbox"/> <input type="checkbox"/>	<input type="checkbox"/> <input type="checkbox"/> <input type="checkbox"/>	39.0#		533		560		18		115	
	Fits two 36" or one 30" & one 42" laterals	72 X 18 X 1-1/4"	S7L/7218T	<input type="checkbox"/> <input type="checkbox"/> <input type="checkbox"/>	<input type="checkbox"/> <input type="checkbox"/> <input type="checkbox"/>	<input type="checkbox"/> <input type="checkbox"/> <input type="checkbox"/>	43.0#		560		580		18		115	
	Fits one 36" & one 42" wide laterals	78 X 18 X 1-1/4"	S7L/7818T	<input type="checkbox"/> <input type="checkbox"/> <input type="checkbox"/>	<input type="checkbox"/> <input type="checkbox"/> <input type="checkbox"/>	<input type="checkbox"/> <input type="checkbox"/> <input type="checkbox"/>	46.0#		606		637		35		225	
	Fits two 42" wide laterals	84 X 18 X 1-1/4"	S7L/8418T	<input type="checkbox"/> <input type="checkbox"/> <input type="checkbox"/>	<input type="checkbox"/> <input type="checkbox"/> <input type="checkbox"/>	<input type="checkbox"/> <input type="checkbox"/> <input type="checkbox"/>	50.0#		671		698		35		225	
	Fits three 30" wide laterals	90 X 18 X 1-1/4"	S7L/9018T	<input type="checkbox"/> <input type="checkbox"/> <input type="checkbox"/>	<input type="checkbox"/> <input type="checkbox"/> <input type="checkbox"/>	<input type="checkbox"/> <input type="checkbox"/> <input type="checkbox"/>	53.0#		775		805		35		225	
	Fits two 30" & one 42" or one 30" & two 36"	102 X 18 X 1-1/4"	S7L/10218T	<input type="checkbox"/> <input type="checkbox"/> <input type="checkbox"/>	<input type="checkbox"/> <input type="checkbox"/> <input type="checkbox"/>	<input type="checkbox"/> <input type="checkbox"/> <input type="checkbox"/>	60.0#		937		986		50		350	
	Fits three 36" or one 30" & one 36" & one 42"	108 X 18 X 1-1/4"	S7L/10818T	<input type="checkbox"/> <input type="checkbox"/> <input type="checkbox"/>	<input type="checkbox"/> <input type="checkbox"/> <input type="checkbox"/>	<input type="checkbox"/> <input type="checkbox"/> <input type="checkbox"/>	64.0#		964		1007		50		350	
	Fits four 30" or one 36" & two 42" laterals	120 X 18 X 1-1/4"	S7L/12018T	<input type="checkbox"/> <input type="checkbox"/> <input type="checkbox"/>	<input type="checkbox"/> <input type="checkbox"/> <input type="checkbox"/>	<input type="checkbox"/> <input type="checkbox"/> <input type="checkbox"/>	71.0#		985		1035		100		675	
	Fits two 30" wide laterals	30 X 36 X 1-1/4"	S7L/3036T	<input type="checkbox"/> <input type="checkbox"/> <input type="checkbox"/>	<input type="checkbox"/> <input type="checkbox"/> <input type="checkbox"/>	<input type="checkbox"/> <input type="checkbox"/> <input type="checkbox"/>	36.0#	\$	498	\$	531	\$	25	\$	170	
	Fits two 36" wide laterals	36 X 36 X 1-1/4"	S7L/3636T	<input type="checkbox"/> <input type="checkbox"/> <input type="checkbox"/>	<input type="checkbox"/> <input type="checkbox"/> <input type="checkbox"/>	<input type="checkbox"/> <input type="checkbox"/> <input type="checkbox"/>	43.0#		551		580		35		225	
	Fits two 42" wide laterals	42 X 36 X 1-1/4"	S7L/4236T	<input type="checkbox"/> <input type="checkbox"/> <input type="checkbox"/>	<input type="checkbox"/> <input type="checkbox"/> <input type="checkbox"/>	<input type="checkbox"/> <input type="checkbox"/> <input type="checkbox"/>	50.0#		606		637		35		225	
	Fits four 30" wide laterals	60 X 36 X 1-1/4"	S7L/6036T	<input type="checkbox"/> <input type="checkbox"/> <input type="checkbox"/>	<input type="checkbox"/> <input type="checkbox"/> <input type="checkbox"/>	<input type="checkbox"/> <input type="checkbox"/> <input type="checkbox"/>	71.0#		860		902		50		350	
	Fits four 36" wide laterals	72 X 36 X 1-1/4"	S7L/7236T	<input type="checkbox"/> <input type="checkbox"/> <input type="checkbox"/>	<input type="checkbox"/> <input type="checkbox"/> <input type="checkbox"/>	<input type="checkbox"/> <input type="checkbox"/> <input type="checkbox"/>	85.0#		932		982		50		350	
	Fits four 42" wide laterals	84 X 36 X 1-1/4"	S7L/8436T	<input type="checkbox"/> <input type="checkbox"/> <input type="checkbox"/>	<input type="checkbox"/> <input type="checkbox"/> <input type="checkbox"/>	<input type="checkbox"/> <input type="checkbox"/> <input type="checkbox"/>	99.0#		998		1045		70		450	
	Fits six 30" wide laterals	90 X 36 X 1-1/4"	S7L/9036T	<input type="checkbox"/> <input type="checkbox"/> <input type="checkbox"/>	<input type="checkbox"/> <input type="checkbox"/> <input type="checkbox"/>	<input type="checkbox"/> <input type="checkbox"/> <input type="checkbox"/>	106.0#		1068		1119		70		450	
	Fits six 36" wide laterals	108 X 36 X 1-1/4"	S7L/10836T	<input type="checkbox"/> <input type="checkbox"/> <input type="checkbox"/>	<input type="checkbox"/> <input type="checkbox"/> <input type="checkbox"/>	<input type="checkbox"/> <input type="checkbox"/> <input type="checkbox"/>	127.0#		1556		1633		70		450	

A B C D

HOW TO ORDER

Indicate the following information on order form:

- Quantity of each item.
- Model number, including options. See "How To Build a Model Number".
- Any special service required.

Note:

- The ☐ indicates that a choice is required.
- The absence of the ☐ indicates that no choice is required.
- Alpha-numeric characters in place of ☐ indicate that no other alternatives are available.

HOW TO BUILD A MODEL NUMBER

- A** Select basic model.
- B** Select edge style.
- | | |
|------------|-------------|
| SE | - Self edge |
| 74P | - 74P edge |
- C** Select surface finish.
- Refer to the **Product Color Options** page in this price list.
- Surface finish offerings are based on edge style selections.
- D** Select edge color.
- Refer to the **Product Color Options** page in this price list.
- Edge color offerings are based on edge style selections.

SPECIAL SERVICES

Special Carton Marking

With specially marked information


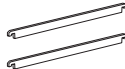
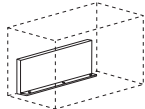
N/C

Shipping

Ships **assembled, FOB Pembroke, ON K8A 0E1, freight prepaid.** Freight class 70.

Specifications and prices are subject to change without prior notice.



			MODEL NUMBER		
MODEL	Features	W	Basic Model	Approx. Packaged Weight	Delivered Pricing
 LTACU	Plate Dividers <ul style="list-style-type: none">• Installs in any drawer• Sold in package of three• Black finish only	12"	S7L/33412DV	3.0#	\$ 50
 LTACU	Type “K” Folder Bars <ul style="list-style-type: none">• Converts side-to-side filing to front-to-back filing• One set (two bars) required per row of filing• Priced per set of two• Legal or letter	Front-to-back	S7L/334FBK	5.0#	\$ 23
HRDPT	P-Series Keys <ul style="list-style-type: none">• Double bit design• Range of 200 different core/key numbers available• Must specify lock number(s) requested when ordering cut key or lock core/key sets	Lock Core/2 Key Set - Black	2.KP20522	0.4#	\$ 15
		Lock Core/2 Key Set - Satin Chrome	2.KP20522.SC	0.4#	15
		Master Key	2.KP20550	0.2#	11
		Extractor Key	2.KP20551	0.2#	11
		Blank Key	2.KP20552	0.2#	3
		Cut Key	2.KP20557	0.2#	4
 LTACU	Counterbalance <ul style="list-style-type: none">• For lateral file units• Recommended unless cabinets are ganged• Factory installed, if specified		UL/CBW35	35.0#	\$ 124
			UL/CBW50	50.0#	142

A

HOW TO ORDER

Indicate the following information on order form:

1. Quantity of each item.
2. Model number, including options. See “How To Build a Model Number”.
3. Any special service required.

Note:

- The ☐ indicates that a choice is required.
- The absence of the ☐ indicates that no choice is required.
- Alpha-numeric characters in place of ☐ indicate that no other alternatives are available.

HOW TO BUILD A MODEL NUMBER

A Select basic model.

SPECIAL SERVICES

Special Carton Marking

With specially marked information N/C

Shipping
Ships **assembled, FOB Pembroke, ON K8A 0E1, freight prepaid.** Freight class 70.

Specifications and prices are subject to change without prior notice.

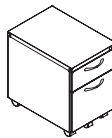
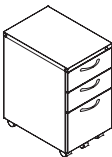
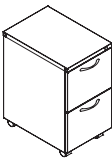
U-Series™ Pedestals

Mobile



U-Series™ Pedestals

Mobile

				MODEL NUMBER							
				Basic Model	Unit Color	Pull Style	Lock Option	Lock Color			
	MODEL	Features	W x D x H						Approx. Packaged Weight	Delivered Pricing	Whites & All Metallics Upcharge
	USLP	Pedestal - MBF <ul style="list-style-type: none">• One 6" box drawer• One 12" file drawer• 5th wheel eliminates need for counter-balance weight• Optional dividers sold separately	Mobile 15 x 17-5/8" x 21-3/4"	ULP20MBF	<input type="checkbox"/> <input type="checkbox"/>	<input type="checkbox"/> <input type="checkbox"/> <input type="checkbox"/> <input type="checkbox"/>	<input type="checkbox"/> <input type="checkbox"/> <input type="checkbox"/> <input type="checkbox"/>	<input type="checkbox"/> <input type="checkbox"/> <input type="checkbox"/> <input type="checkbox"/>	38.0#	\$ 428	\$ 80
			Mobile 15 x 21-5/8" x 21-3/4"	ULP24MBF	<input type="checkbox"/> <input type="checkbox"/>	<input type="checkbox"/> <input type="checkbox"/> <input type="checkbox"/> <input type="checkbox"/>	<input type="checkbox"/> <input type="checkbox"/> <input type="checkbox"/> <input type="checkbox"/>	<input type="checkbox"/> <input type="checkbox"/> <input type="checkbox"/> <input type="checkbox"/>	42.0#	453	80
	USLP	Pedestal - BBF <ul style="list-style-type: none">• Two 6" box drawers• One 12" file drawer• 5th wheel eliminates need for counter-balance weight• Optional dividers sold separately	Mobile 15 x 17-5/8" x 27-5/8"	ULP20MBBF	<input type="checkbox"/> <input type="checkbox"/>	<input type="checkbox"/> <input type="checkbox"/> <input type="checkbox"/> <input type="checkbox"/>	<input type="checkbox"/> <input type="checkbox"/> <input type="checkbox"/> <input type="checkbox"/>	<input type="checkbox"/> <input type="checkbox"/> <input type="checkbox"/> <input type="checkbox"/>	49.0#	\$ 512	\$ 80
			Mobile 15 x 21-5/8" x 27-5/8"	ULP24MBBF	<input type="checkbox"/> <input type="checkbox"/>	<input type="checkbox"/> <input type="checkbox"/> <input type="checkbox"/> <input type="checkbox"/>	<input type="checkbox"/> <input type="checkbox"/> <input type="checkbox"/> <input type="checkbox"/>	<input type="checkbox"/> <input type="checkbox"/> <input type="checkbox"/> <input type="checkbox"/>	51.0#	536	80
		USLP	Pedestal - FF <ul style="list-style-type: none">• Two 12" file drawers• Counterbalance weight included• Optional dividers sold separately	Mobile 15 x 17-5/8" x 27-5/8"	ULP20MFF	<input type="checkbox"/> <input type="checkbox"/>	<input type="checkbox"/> <input type="checkbox"/> <input type="checkbox"/> <input type="checkbox"/>	<input type="checkbox"/> <input type="checkbox"/> <input type="checkbox"/> <input type="checkbox"/>	<input type="checkbox"/> <input type="checkbox"/> <input type="checkbox"/> <input type="checkbox"/>	79.0#	\$ 613
			Mobile 15 x 21-5/8" x 27-5/8"	ULP24MFF	<input type="checkbox"/> <input type="checkbox"/>	<input type="checkbox"/> <input type="checkbox"/> <input type="checkbox"/> <input type="checkbox"/>	<input type="checkbox"/> <input type="checkbox"/> <input type="checkbox"/> <input type="checkbox"/>	<input type="checkbox"/> <input type="checkbox"/> <input type="checkbox"/> <input type="checkbox"/>	71.0#	618	80
				A	B	C	D	E			

HOW TO ORDER

Indicate the following information on order form:

1. Quantity of each item.
2. Model number, including options. See “How To Build a Model Number”.
3. Any special service required.

Note:

- The ☐ indicates that a choice is required.
- The absence of the ☐ indicates that no choice is required.
- Alpha-numeric characters in place of ☐ indicate that no other alternatives are available.

HOW TO BUILD A MODEL NUMBER

- A** Select basic model.
- B** Select unit and drawer color.
Refer to the **Product Color Options** page in this price list.
- C** Select pull style.
USP - U-Series pull (standard)
CZP - Connection Zone pull
- D** Select lock option.
KS - Key standard
NLC - No lock core
KA - Key alike
- E** Select lock color.
Refer to the **Product Color Options** page in this price list.

INFORMATION

Height
Mobile pedestal include 2-5/16” allowance for casters.

Accessories
See accessory section for accessories that can be ordered separately.

Weights
Figures provided are approximate and reflect packaged product without additional accessories.

SPECIAL SERVICES

Special Carton Marking
With specially marked information N/C

Shipping
Ships **assembled, FOB Pembroke, ON K8A 0E1, freight prepaid.** Freight class 70.

Specifications and prices are subject to change without prior notice.



U-Series™ Pedestals

Freestanding



U-Series™ Pedestals

Freestanding

			MODEL NUMBER							
			Basic Model	Unit Color	Pull Style	Lock Option	Lock Color			
	MODEL	Features	W x D x H					Approx. Packaged Weight	Delivered Pricing	Whites & All Metallics Upcharge
	Pedestal - BBF	Freestanding	15 x 17-5/8" x 27-5/8"	ULP20FBBF	<input type="checkbox"/> <input type="checkbox"/>	<input type="checkbox"/> <input type="checkbox"/> <input type="checkbox"/>	<input type="checkbox"/> <input type="checkbox"/> <input type="checkbox"/>	49.0#	\$ 545	\$ 80
		Freestanding	15 x 21-5/8" x 27-5/8"	ULP24FBBF	<input type="checkbox"/> <input type="checkbox"/>	<input type="checkbox"/> <input type="checkbox"/> <input type="checkbox"/>	<input type="checkbox"/> <input type="checkbox"/> <input type="checkbox"/>	51.0#	579	80
USLP										
	Pedestal - FF	Freestanding	15 x 17-5/8" x 27-5/8"	ULP20FFF	<input type="checkbox"/> <input type="checkbox"/>	<input type="checkbox"/> <input type="checkbox"/> <input type="checkbox"/>	<input type="checkbox"/> <input type="checkbox"/> <input type="checkbox"/>	79.0#	\$ 640	\$ 80
		Freestanding	15 x 21-5/8" x 27-5/8"	ULP24FFF	<input type="checkbox"/> <input type="checkbox"/>	<input type="checkbox"/> <input type="checkbox"/> <input type="checkbox"/>	<input type="checkbox"/> <input type="checkbox"/> <input type="checkbox"/>	71.0#	649	80
USLP										
				A	B	C	D	E		

HOW TO ORDER

Indicate the following information on order form:

- Quantity of each item.
- Model number, including options. See "How To Build a Model Number".
- Any special service required.

Note:

- The ☐ indicates that a choice is required.
- The absence of the ☐ indicates that no choice is required.
- Alpha-numeric characters in place of ☐ indicate that no other alternatives are available.

HOW TO BUILD A MODEL NUMBER

- A** Select basic model.
- B** Select unit and drawer color.
Refer to the **Product Color Options** page in this price list.
- C** Select pull style.
USP - U-Series pull (standard)
CZP - Connection Zone pull
- D** Select lock option.
KS - Key standard
NLC - No lock core
KA - Key alike
- E** Select lock color.
Refer to the **Product Color Options** page in this price list.

INFORMATION

Height
All freestanding pedestals include 1/4" allowance for glides in recessed position.

Accessories
See accessory section for accessories that can be ordered separately.

Weights
Figures provided are approximate and reflect packaged product without additional accessories.

SPECIAL SERVICES

Special Carton Marking
With specially marked information N/C

Shipping
Ships **assembled, FOB Pembroke, ON K8A 0E1, freight prepaid.** Freight class 70.

Specifications and prices are subject to change without prior notice.

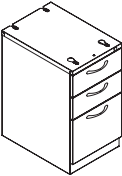
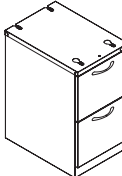
U-Series™ Pedestals

Worksurface Supporting



U-Series™ Pedestals

Worksurface Supporting

			MODEL NUMBER									
			Basic Model	Unit Color	Bracket	Optional Counter-balance Weight	Pull Style	Lock Option	Lock Color			
Features	W x D x H									Approx. Packaged Weight	Delivered Pricing	Counter-balance Weight add to list price
 USLP Pedestal - Box/Box/File <ul style="list-style-type: none">Two 6” box drawersOne 12” file drawerIncludes four leveling glidesPedestal ships fully assembledBracket, if ordered, ships with unitOptional dividers sold separately	Worksurface Supporting	15 x 17-5/8 x 27-7/8”	ULP20WBBF	<input type="checkbox"/>	<input type="checkbox"/> <input type="checkbox"/> <input type="checkbox"/> <input type="checkbox"/>		<input type="checkbox"/> <input type="checkbox"/> <input type="checkbox"/>	<input type="checkbox"/> <input type="checkbox"/> <input type="checkbox"/>	<input type="checkbox"/> <input type="checkbox"/> <input type="checkbox"/>	47.0#	\$ 531	N/A
	Worksurface Supporting	15 x 21-5/8 x 27-7/8”	ULP24WBBF	<input type="checkbox"/>	<input type="checkbox"/> <input type="checkbox"/> <input type="checkbox"/> <input type="checkbox"/>		<input type="checkbox"/> <input type="checkbox"/> <input type="checkbox"/>	<input type="checkbox"/> <input type="checkbox"/> <input type="checkbox"/>	<input type="checkbox"/> <input type="checkbox"/> <input type="checkbox"/>	52.0#	562	N/A
 USLP Pedestal - File/File <ul style="list-style-type: none">Two 12” file drawersIncludes four leveling glidesPedestal ships fully assembledBracket, if ordered, ships with unitOptional dividers sold separatelyCounter balance weight required in certain desk configurations	Worksurface Supporting	15 x 17-5/8 x 27-7/8”	ULP20WFF	<input type="checkbox"/>	<input type="checkbox"/> <input type="checkbox"/> <input type="checkbox"/> <input type="checkbox"/>	<input type="checkbox"/> <input type="checkbox"/> <input type="checkbox"/> <input type="checkbox"/>	<input type="checkbox"/> <input type="checkbox"/> <input type="checkbox"/>	<input type="checkbox"/> <input type="checkbox"/> <input type="checkbox"/>	<input type="checkbox"/> <input type="checkbox"/> <input type="checkbox"/>	43.0#	\$ 476	\$ 104
	Worksurface Supporting	15 x 21-5/8 x 27-7/8”	ULP24WFF	<input type="checkbox"/>	<input type="checkbox"/> <input type="checkbox"/> <input type="checkbox"/> <input type="checkbox"/>	<input type="checkbox"/> <input type="checkbox"/> <input type="checkbox"/> <input type="checkbox"/>	<input type="checkbox"/> <input type="checkbox"/> <input type="checkbox"/>	<input type="checkbox"/> <input type="checkbox"/> <input type="checkbox"/>	<input type="checkbox"/> <input type="checkbox"/> <input type="checkbox"/>	48.0#	497	104
			A	B	C	D	E	F	G			

HOW TO ORDER

Indicate the following information on order form:

- Quantity of each item.
- Model number, including options. See “How To Build a Model Number”.
- Any special service required.

Note:

- The ☐ indicates that a choice is required.
- The absence of the ☐ indicates that no choice is required.
- Alpha-numeric characters in place of ☐ indicate that no other alternatives are available.

HOW TO BUILD A MODEL NUMBER

- A**Select basic model.
- B**Select unit color.
Refer to the **Product Color Options** page in this price list.
All white and metallic paints require an up-charge. Please see upcharge column.
- C**Select bracket.
- | | |
|---------------|---|
| NB | - No Bracket |
| 3K24 | - 24” Worksurface; add \$104 |
| 3K30 | - 30” Worksurface; add \$104 |
| SW24 | - 24” Worksurface; add \$104 |
| SW30 | - 30” Worksurface; add \$104 |
| UN22 | - 22” Worksurface; add \$104 |
| UN24 | - 24” Worksurface; add \$104 |
| UN24KN | - 24” Worksurface w/knife edge; add \$104 |
| UN30 | - 30” Worksurface; add \$104 |
| UN30KN | - 30” Worksurface w/knife edge; add \$104 |
| WW24 | - 24” Worksurface; add \$104 |
| WW30 | - 30” Worksurface; add \$104 |

- When ordering:
3K for System 3000
SW for Studio Works
UN for Unite
WW for WireWorks
If ped is not replacing return, no bracket is required.
- D**Select counterbalance weight.
- | | |
|--------------|-----------------------|
| CBW | - With Counterbalance |
| NOCBW | - No Counterbalance |
- See pricing column for counterbalance weight upcharge.
- E**Select pull style.
- | | |
|------------|----------------------------|
| USP | - U-Series pull (standard) |
| CZP | - Connection Zone pull |
- F**Select lock option.
- | | |
|------------|----------------|
| KS | - Key standard |
| NLC | - No lock core |
| KA | - Key alike |
- G**Select lock color.
Refer to the **Product Color Options** page in this

price list.

INFORMATION

Accessories
See accessory section for accessories that can be ordered separately.

Weights
Figures provided are approximate and reflect packaged product without additional accessories.

SPECIAL SERVICES

Special Carton Marking

With specially marked information N/C

Shipping
Ships **assembled, FOB Pembroke, ON K8A 0E1, freight prepaid.** Freight class 70.

Specifications and prices are subject to change without prior notice.

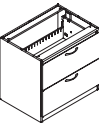
U-Series™ Pedestals

Double Pedestals Worksurface Supporting



U-Series™ Pedestals

Double Pedestals Worksurface Supporting

		MODEL NUMBER							
		Basic Model	Unit Color	Bracket	Pull Style	Lock Option	Lock Color		
	MODEL							Approx. Packaged Weight	Whites & All Metallics Upcharge
	30" Wide, 2 High	UDP302D	<input type="checkbox"/> <input type="checkbox"/>	<input type="checkbox"/> <input type="checkbox"/> <input type="checkbox"/> <input type="checkbox"/>	<input type="checkbox"/> <input type="checkbox"/> <input type="checkbox"/>	<input type="checkbox"/> <input type="checkbox"/> <input type="checkbox"/>	<input type="checkbox"/> <input type="checkbox"/> <input type="checkbox"/>	88.0#	\$ 80
	• Two 12" drawers with side-to-side hanging folder bars								
	• For use within panel systems' planning only, may not be planned free standing								
PUSP		A	B	C	D	E	F		

HOW TO ORDER

Indicate the following information on order form:

- Quantity of each item.
- Model number, including options. See "How To Build a Model Number".
- Any special service required.

Note:

- The ☐ indicates that a choice is required.
- The absence of the ☐ indicates that no choice is required.
- Alpha-numeric characters in place of ☐ indicate that no other alternatives are available.

HOW TO BUILD A MODEL NUMBER

A Select basic model.

B Select unit color.
Refer to the **Product Color Options** page in this price list.
All white and metallic paints require an up-charge. Please see upcharge column.

C Select bracket.

NB	- No Bracket
3K24	- 24" Worksurface; add \$101
3K30	- 30" Worksurface; add \$109
SW24	- 24" Worksurface; add \$130
SW30	- 30" Worksurface; add \$135
UN22	- 22" Worksurface; add \$101
UN24	- 24" Worksurface; add \$101
UN24KN	- 24" Worksurface w/knife edge; add \$101
UN30	- 30" Worksurface; add \$101
UN30KN	- 30" Worksurface w/knife edge; add \$101
WW24	- 24" Worksurface; add \$94
WW30	- 30" Worksurface; add \$99

When ordering:
3K for System 3000
SW for Studio Works
UN for Unite
WW for WireWorks
If ped is not replacing return, no bracket is required.

D Select pull style.

USP	- U-Series pull (standard)
CZP	- Connection Zone pull

E Select lock option.

KS	- Key standard
NLC	- No lock core
KA	- Key alike

F Select lock color.
Refer to the **Product Color Options** page in this price list.

INFORMATION

Accessories
See accessory section for accessories that can be ordered separately.

Height
Height shown is with glides in fully recessed position. Maximum height is 28-1/2".

Weights
Figures provided are approximate and reflect packaged product without additional accessories.

Folder Bars
Files are configured for side-to-side media storage.

SPECIAL SERVICES

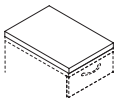
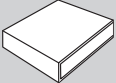
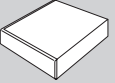
Special Carton Marking

With specially marked information	N/C
-----------------------------------	-----

Shipping
Ships **assembled, FOB Pembroke, ON K8A 0E1, freight prepaid.** Freight class 70.

Specifications and prices are subject to change without prior notice.



			MODEL NUMBER									
			Basic Model	Edge Style	Surface Finish	Edge Color						
 USPA	MODEL	Features	W x D x H					Approx. Packaged Weight	 Self Edge (SE)	 74P Edge (74P)	Laminate Grade 2 add to list price	Laminate Grade 3 add to list price
	Laminate Tops	Fits one 20" deep pedestal	15 x 17-3/4 x 1-1/4"	USP1715T	<input type="checkbox"/> <input type="checkbox"/> <input type="checkbox"/>	<input type="checkbox"/> <input type="checkbox"/> <input type="checkbox"/>	<input type="checkbox"/> <input type="checkbox"/> <input type="checkbox"/>	8.0#	\$ 175	\$ 177	\$ 18	\$ 115
		Fits one 24" deep pedestal	15 x 21-3/4 x 1-1/4"	USP2115T	<input type="checkbox"/> <input type="checkbox"/> <input type="checkbox"/>	<input type="checkbox"/> <input type="checkbox"/> <input type="checkbox"/>	<input type="checkbox"/> <input type="checkbox"/> <input type="checkbox"/>	11.0#	198	203	18	115
				A	B	C	D					

HOW TO ORDER

Indicate the following information on order form:

- Quantity of each item.
- Model number, including options. See "How To Build a Model Number".
- Any special service required.

Note:

- The ☐ indicates that a choice is required.
- The absence of the ☐ indicates that no choice is required.
- Alpha-numeric characters in place of ☐ indicate that no other alternatives are available.

HOW TO BUILD A MODEL NUMBER

- A**Select basic model.
- B**Select edge style.

SE

- Self edge

74P

- 74P edge
- C**Select surface finish.

Refer to the **Product Color Options** page in this price list.

Surface finish offerings are based on edge style selections.
- D**Select edge color.

Refer to the **Product Color Options** page in this price list.

Edge color offerings are based on edge style selections.

SPECIAL SERVICES

Special Carton Marking

With specially marked informationN/C

Shipping
Ships **assembled, FOB Pembroke, ON K8A 0E1, freight prepaid.** Freight class 70.

Specifications and prices are subject to change without prior notice.


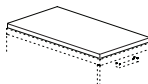
U-Series™ Pedestals

Pedestal Accessories



U-Series™ Pedestals

Pedestal Accessories

			MODEL NUMBER														
			Basic Model	Paint Color	Upholstery Color												
Features			W x D		Approx. Packaged Weight	Delivered Pricing	Delivered Pricing Fabric Grade 1 & C.O.M.	Delivered Pricing Fabric Grade 2	Delivered Pricing Fabric Grade 3	Delivered Pricing Pallas Fabric Group P0	Delivered Pricing Pallas Fabric Group P1	Delivered Pricing Pallas Fabric Group P2	Delivered Pricing Pallas Fabric Group P3	Delivered Pricing Pallas Fabric Group P4			
	System 3000® 24” deep worksurface			3K24	□□		6.0#	\$ 104									
	System 3000® 30” deep worksurface			3K30	□□		10.0#	104									
	StudioWorks® 24” deep worksurface			SW24	□□		6.0#	104									
	StudioWorks® 30” deep worksurface			SW30	□□		10.0#	104									
	Unite® 22” deep worksurface			UN22	□□		6.0#	104									
	Unite® 24” deep worksurface			UN24	□□		6.0#	104									
	Unite® 24” deep knife edge worksurface			UN24KN	□□		10.0#	104									
	Unite® 30” deep worksurface			UN30	□□		6.0#	104									
	Unite® 30” deep knife edge worksurface			UN30KN	□□		10.0#	104									
	WireWorks® 24” deep worksurface			WW24	□□		6.0#	104									
	WireWorks® 30” deep worksurface			WW30	□□		10.0#	104									
	USPA Pedestal Bracket																
<ul style="list-style-type: none">• Graphic represents bracket used with a 24” deep pedestal on a 24” deep worksurface• Bracket is intended to fill the space between back of pedestal and panel• Bracket provides support for extended runs and screws with trim to outside back of pedestal for added support on extended panel runs• Bracket depth varies by pedestal model <div>24” worksurface</div> <div>- 20” pedestal = approx. 6-1/4”</div> <div>- 24” pedestal = approx. 2-1/4”</div> <div>30” worksurface</div> <div>- 20” pedestal = approx. 12-1/4”</div> <div>- 24” pedestal = approx. 6-1/4”</div>																	
	.6 yards	15 x 17-5/8”	CZSPP1520		□□□□□	4.0#	N/A	\$ 111	\$ 123	\$ 124	\$ 121	\$ 134	\$ 145	\$ 145	\$ 157		
	.75 yards	15 x 21-5/8”	CZSPP1524		□□□□□	5.0#	N/A	130	145	148	152	167	184	185	201		
	1 yard	15 x 27-5/8”	CZSPP1530		□□□□□	6.0#	N/A	140	157	159	161	178	193	194	212		
	CZSP Pedestal Pads																
<ul style="list-style-type: none">• Constructed of 3/4” thick foam and medium density fiberboard for a total thickness of 1-1/4”• Non-slip pads on underside• Fabric runs side-to-side																	

HOW TO ORDER

Indicate the following information on order form:

- Quantity of each item.
- Model number, including options. See “How To Build a Model Number”.
- Any special service required.

Note:

- The □ indicates that a choice is required.
- The absence of the □ indicates that no choice is required.
- Alpha-numeric characters in place of □ indicate that no other alternatives are available.

HOW TO BUILD A MODEL NUMBER

- A**Select basic model.
- B**Select paint color.
Refer to the **Product Color Options** page in this price list.
- C**Select upholstery color.
Refer to [ki.com/fabrics](https://www.ki.com/fabrics)

SPECIAL SERVICES

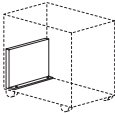
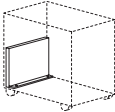



Special Carton Marking

With specially marked information N/C

Shipping
Ships **assembled, FOB Pembroke, ON K8A 0E1, freight prepaid** or **High Point, NC 27263**. Freight class 70.

Specifications and prices are subject to change without prior notice.



				MODEL NUMBER		
				Basic Model		
MODEL	Features	W x D x H			Approx. Packaged Weight	Delivered Pricing
 USPA	Counterbalance Weight <ul style="list-style-type: none">Required on worksurface supporting file/file units of certain desk configurations	20"D Units	9-1/2 x 1/2 x 15-1/2"	USPCBW21	21.0#	\$ 104
 USPA	Counterbalance Weight <ul style="list-style-type: none">Required for conversion for 24" deep mobile and freestanding to file/file units.	24"D Units	12-1/2 x 2 x 18"	USPCBW25	25.0#	\$ 118
 USPA	Counterbalance Weight <ul style="list-style-type: none">Required for conversion for 20" deep mobile and freestanding to file/file units.Two required, sold in pairs	For 20" D Units	7-1/2 x 3/4 x 16"	USPCBW36	36.0#	\$ 232
HRDPT	P-Series Keys <ul style="list-style-type: none">Double bit designRange of 200 different core/key numbers availableMust specify lock number(s) requested when ordering cut key or lock core/key sets	Lock Core/2 Key Set - Black		2.KP20522	0.4#	\$ 15
		Lock Core/2 Key Set - Satin Chrome		2.KP20522.SC	0.4#	15
		Master Key		2.KP20550	0.2#	11
		Extractor Key		2.KP20551	0.2#	11
		Blank Key		2.KP20552	0.2#	3
		Cut Key		2.KP20557	0.2#	4
 USPA	Caster Kit <ul style="list-style-type: none">Converts freestanding pedestals to mobile unitsFinished height consistent with free-standing pedestalFile/file units require counterbalance weights4 casters and a 5th wheel per kit	2-5/8"		USPCK	1.0#	\$ 92
 USPA	Glide Kit <ul style="list-style-type: none">Converts mobile pedestal to freestandingFile/file units require counterbalance weightsFinished height consistent with mobile pedestal4 glides and a center wheel per kit	2-5/8"		USPGK	1.0#	\$ 92

A

HOW TO ORDER

Indicate the following information on order form:

- Quantity of each item.
- Model number, including options. See "How To Build a Model Number".
- Any special service required.

Note:

- The ☐ indicates that a choice is required.
- The absence of the ☐ indicates that no choice is required.
- Alpha-numeric characters in place of ☐ indicate that no other alternatives are available.

HOW TO BUILD A MODEL NUMBER

A Select basic model.

SPECIAL SERVICES

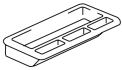

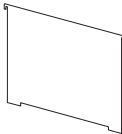

Special Carton Marking

With specially marked information N/C

Shipping
Ships **assembled, FOB Pembroke, ON K8A 0E1, freight prepaid.** Freight class 70.

Specifications and prices are subject to change without prior notice.



			MODEL NUMBER		
	MODEL	Features	W x D x H	Basic Model	Approx. Packaged Weight Delivered Pricing
 PDACU	Pencil Tray <ul style="list-style-type: none">• For 3" pencil and 6" box drawers• Black finish only• Priced each		12-1/8 x 4 x 1"	S7P/PENTRAY	1.0# \$ 10
 PDACU	6" Partition <ul style="list-style-type: none">• For 6" box drawers• Black finish only• Priced each		12-1/8 x 4-5/8"	S7P/D6	1.0# \$ 6
 PDACU	Hanging Folder Partition <ul style="list-style-type: none">• For 12" file drawers• Black finish only• Priced each		12-1/8 x 9-5/8"	S7P/D12	1.0# \$ 10
 PDACU	Pedestal Hanging Folder Bar Channel <ul style="list-style-type: none">• Clips over top edge of pedestal drawer body• Prevents files from moving freely but can be moved by hand• Can also be used to hang folders in file drawers side-to-side	1 Bar: Fits 17-5/8"D Pedestals		S7P/20FBP	0.1# \$ 8
		2 Bars: Fits 21-5/8"D Pedestals		S7P/24FBP	0.1# 10
		3 Bars: Fits 27-5/8"D Pedestals		S7P/30FBP	0.1# 14

A

HOW TO ORDER

Indicate the following information on order form:

1. Quantity of each item.
2. Model number, including options. See "How To Build a Model Number".
3. Any special service required.

Note:

- The ☐ indicates that a choice is required.
- The absence of the ☐ indicates that no choice is required.
- Alpha-numeric characters in place of ☐ indicate that no other alternatives are available.

HOW TO BUILD A MODEL NUMBER

A Select basic model.

SPECIAL SERVICES

Special Carton Marking

With specially marked information N/C

Shipping
Ships **assembled, FOB Pembroke, ON K8A 0E1, freight prepaid.** Freight class 70.

Specifications and prices are subject to change without prior notice.

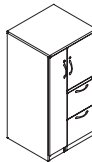
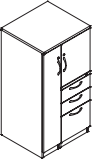
U-Series™ Wardrobe Towers

48” High Cabinet



U-Series™ Wardrobe Towers

48” High Cabinet

					MODEL NUMBER									
MODEL				Features	W x D x H	Basic Model	Unit Color	Pull Style	Lock Option	Lock Color	Approx. Packaged Weight	Delivered Pricing	Whites & All Metallics Upcharge	
 left shown	Wardrobe/Cabinet - File/File				Left	24 x 22 x 48"	UWFFC48L	<input type="checkbox"/> <input type="checkbox"/>	<input type="checkbox"/> <input type="checkbox"/> <input type="checkbox"/>	<input type="checkbox"/> <input type="checkbox"/> <input type="checkbox"/>	122.0#	\$ 1900	\$ 128	
	<ul style="list-style-type: none">• Wardrobe and cabinet lock independently• Pedestal features two 12" drawers and locks independently of wardrobe• Includes four leveling glides• Cabinet features adjustable shelf• Units ship fully assembled				Right	24 x 22 x 48"	UWFFC48R	<input type="checkbox"/> <input type="checkbox"/>	<input type="checkbox"/> <input type="checkbox"/> <input type="checkbox"/>	<input type="checkbox"/> <input type="checkbox"/> <input type="checkbox"/>	122.0#	1900	128	
PUSW														
 left shown	Wardrobe/Cabinet - Box/Box/File				Left	24 x 22 x 48"	UWBBFC48L	<input type="checkbox"/> <input type="checkbox"/>	<input type="checkbox"/> <input type="checkbox"/> <input type="checkbox"/>	<input type="checkbox"/> <input type="checkbox"/> <input type="checkbox"/>	127.0#	\$ 1979	\$ 128	
	<ul style="list-style-type: none">• Wardrobe and cabinet lock independently• Pedestal features two 6" box drawers and one 12" file drawer• Includes four leveling glides• Cabinet features adjustable shelf• Units ship fully assembled				Right	24 x 22 x 48"	UWBBFC48R	<input type="checkbox"/> <input type="checkbox"/>	<input type="checkbox"/> <input type="checkbox"/> <input type="checkbox"/>	<input type="checkbox"/> <input type="checkbox"/> <input type="checkbox"/>	127.0#	1979	128	
PUSW														
					A	B	C	D	E					

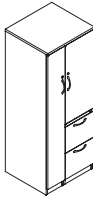
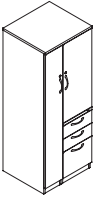
U-Series™ Wardrobe Towers

64” High Cabinet



U-Series™ Wardrobe Towers

64” High Cabinet

				MODEL NUMBER							
				Basic Model	Unit Color	Pull Style	Lock Option	Lock Color			
 left shown	MODEL	Features	W x D x H						Approx. Packaged Weight	Delivered Pricing	Whites & All Metallics Upcharge
	Wardrobe/Cabinet - File/File	Left	24 x 22 x 64"	UWFFC64L	<input type="checkbox"/>	<input type="checkbox"/>	<input type="checkbox"/>	<input type="checkbox"/>	152.0#	\$ 1993	\$ 191
	• Wardrobe and cabinet lock independently	Right	24 x 22 x 64"	UWFFC64R	<input type="checkbox"/>	<input type="checkbox"/>	<input type="checkbox"/>	<input type="checkbox"/>	152.0#	1993	191
	• Pedestal features two 12" drawers and locks independently of wardrobe										
	• Includes four leveling glides										
	• Cabinet features adjustable shelf										
	• Units ship fully assembled										
PUSW											
 left shown	Wardrobe/Cabinet - Box/Box/File	Left	24 x 22 x 64"	UWBBFC64L	<input type="checkbox"/>	<input type="checkbox"/>	<input type="checkbox"/>	<input type="checkbox"/>	157.0#	\$ 2042	\$ 191
	• Wardrobe and cabinet lock independently	Right	24 x 22 x 64"	UWBBFC64R	<input type="checkbox"/>	<input type="checkbox"/>	<input type="checkbox"/>	<input type="checkbox"/>	157.0#	2042	191
	• Pedestal features two 6" box drawers and one 12" file drawer										
	• Includes four leveling glides										
	• Cabinet features adjustable shelf										
	• Units ship fully assembled										
PUSW											
				A	B	C	D	E			

HOW TO ORDER

Indicate the following information on order form:

- Quantity of each item.
- Model number, including options. See "How To Build a Model Number".
- Any special service required.

Note:

- The ☐ indicates that a choice is required.
- The absence of the ☐ indicates that no choice is required.
- Alpha-numeric characters in place of ☐ indicate that no other alternatives are available.

HOW TO BUILD A MODEL NUMBER

- A**Select basic model.
- B**Select unit color.
Refer to the **Product Color Options** page in this price list.
All white and metallic paints require an upcharge. Please see upcharge column.
- C**Select pull style.

USP

- U-Series pull (standard)

CZP

- Connection Zone pull
- D**Select lock option.

KS

- Key standard

NLC

- No lock core

KA

- Key alike
- E**Select lock color.
Refer to the **Product Color Options** page in this price list.

INFORMATION

Accessories
See accessory section for accessories that can be ordered separately.

Weights
Figures provided are approximate and reflect packaged product without additional accessories.

SPECIAL SERVICES

Special Carton Marking

With specially marked information N/C

Shipping
Ships **assembled, FOB Pembroke, ON K8A 0E1, freight prepaid.** Freight class 70.

Specifications and prices are subject to change without prior notice.

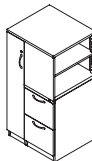
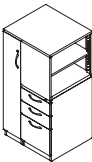
U-Series™ Wardrobe Towers

48” High Side Access Bookcase



U-Series™ Wardrobe Towers

48” High Side Access Bookcase

					MODEL NUMBER									
MODEL				Features	W x D x H	Basic Model	Unit Color	Pull Style	Lock Option	Lock Color	Approx. Packaged Weight	Delivered Pricing	Whites & All Metallics Upcharge	
 left shown	Wardrobe/Side Access Bookcase - File/File <ul style="list-style-type: none">• Pedestal features two 12” drawers and locks independently of wardrobe• Includes four leveling glides• Bookcase features adjustable shelf• Units ship fully assembled			Left	24 x 22 x 48”	UWFFB48L	<input type="checkbox"/> <input type="checkbox"/>	<input type="checkbox"/> <input type="checkbox"/> <input type="checkbox"/>	<input type="checkbox"/> <input type="checkbox"/> <input type="checkbox"/>	<input type="checkbox"/> <input type="checkbox"/> <input type="checkbox"/>	120.0#	\$ 1851	\$ 128	
				Right	24 x 22 x 48”	UWFFB48R	<input type="checkbox"/> <input type="checkbox"/>	<input type="checkbox"/> <input type="checkbox"/> <input type="checkbox"/>	<input type="checkbox"/> <input type="checkbox"/> <input type="checkbox"/>	<input type="checkbox"/> <input type="checkbox"/> <input type="checkbox"/>	120.0#	1851	128	
PUSW														
 left shown	Wardrobe/Side Access Bookcase - Box/Box/File <ul style="list-style-type: none">• Pedestal features two 6” box drawers and one 12” file drawer• Includes four leveling glides• Bookcase features adjustable shelf• Units ship fully assembled			Left	24 x 22 x 48”	UWBFB48L	<input type="checkbox"/> <input type="checkbox"/>	<input type="checkbox"/> <input type="checkbox"/> <input type="checkbox"/>	<input type="checkbox"/> <input type="checkbox"/> <input type="checkbox"/>	<input type="checkbox"/> <input type="checkbox"/> <input type="checkbox"/>	125.0#	\$ 1873	\$ 128	
				Right	24 x 22 x 48”	UWBFB48R	<input type="checkbox"/> <input type="checkbox"/>	<input type="checkbox"/> <input type="checkbox"/> <input type="checkbox"/>	<input type="checkbox"/> <input type="checkbox"/> <input type="checkbox"/>	<input type="checkbox"/> <input type="checkbox"/> <input type="checkbox"/>	125.0#	1873	128	
PUSW														

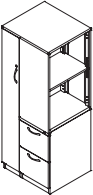
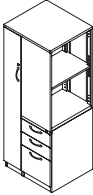
U-Series™ Wardrobe Towers

64" High Side Access Bookcase



U-Series™ Wardrobe Towers

64" High Side Access Bookcase

			MODEL NUMBER							
MODEL	Features	W x D x H	Basic Model	Unit Color	Pull Style	Lock Option	Lock Color	Approx. Packaged Weight	Delivered Pricing	Whites & All Metallics Upcharge
 left shown	Wardrobe/Side Access Bookcase - File/File	Left 24 x 22 x 64"	UWFFB64L	<input type="checkbox"/>	<input type="checkbox"/>	<input type="checkbox"/>	<input type="checkbox"/>	155.0#	\$ 2042	\$ 191
		Right 24 x 22 x 64"	UWFFB64R	<input type="checkbox"/>	<input type="checkbox"/>	<input type="checkbox"/>	<input type="checkbox"/>	155.0#	2042	191
	• Pedestal features two 12" drawers and locks independently of wardrobe									
	• Includes four leveling glides									
	• Bookcase features adjustable shelf									
	• Units ship fully assembled									
PUSW										
 left shown	Wardrobe/Side Access Bookcase - Box/File	Left 24 x 22 x 64"	UWBBFB64L	<input type="checkbox"/>	<input type="checkbox"/>	<input type="checkbox"/>	<input type="checkbox"/>	160.0#	\$ 2072	\$ 191
		Right 24 x 22 x 64"	UWBBFB64R	<input type="checkbox"/>	<input type="checkbox"/>	<input type="checkbox"/>	<input type="checkbox"/>	160.0#	2072	191
	• Pedestal features two 6" box drawers and one 12" file drawer									
	• Includes four leveling glides									
	• Bookcase features adjustable shelf									
	• Units ship fully assembled									
PUSW										
			A	B	C	D	E			

HOW TO ORDER

Indicate the following information on order form:

1. Quantity of each item.
2. Model number, including options. See "How To Build a Model Number".
3. Any special service required.

Note: • The ☐ indicates that a choice is required.

- The absence of the ☐ indicates that no choice is required.
- Alpha-numeric characters in place of ☐ indicate that no other alternatives are available.

HOW TO BUILD A MODEL NUMBER

- A** Select basic model.
- B** Select unit color.
Refer to the **Product Color Options** page in this price list.
All white and metallic paints require an up-charge. Please see upcharge column.
- C** Select pull style.
- | | |
|------------|----------------------------|
| USP | - U-Series pull (standard) |
| CZP | - Connection Zone pull |
- D** Select lock option.
- | | |
|------------|----------------|
| KS | - Key standard |
| NLC | - No lock core |
| KA | - Key alike |
- E** Select lock color.
Refer to the **Product Color Options** page in this price list.

INFORMATION

Accessories

See accessory section for accessories that can be ordered separately.

Weights

Figures provided are approximate and reflect packaged product without additional accessories.

SPECIAL SERVICES

Special Carton Marking

With specially marked information N/C

Shipping

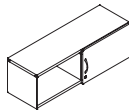
Ships assembled, FOB Pembroke, ON K8A 0E1, freight prepaid. Freight class 70.

Specifications and prices are subject to change without prior notice.

U-Series™ Overheads



U-Series™ Overheads

		MODEL NUMBER								
		Basic Model	Bracket	Unit Color	Lock Option	Lock Color				
MODEL	W x D x H						Approx. Packaged Weight	Delivered Pricing	Whites & All Metallics Upcharge	
	Sliding Door Overhead	35-3/4 x 14-3/8 x 14-7/16	USSDH36	□□□	□□	□□□	□□□	38.0#	\$ 683	\$ 80
	• Lockable sliding door extends slightly beyond the center of overhead	41-3/4 x 14-3/8 x 14-7/16	USSDH42	□□□	□□	□□□	□□□	42.0#	730	80
	• Overhead accommodates standard binders	47-3/4 x 14-3/8 x 14-7/16	USSDH48	□□□	□□	□□□	□□□	47.0#	775	80
		53-3/4 x 14-3/8 x 14-7/16	USSDH54	□□□	□□	□□□	□□□	52.0#	887	80
		59-3/4 x 14-3/8 x 14-7/16	USSDH60	□□□	□□	□□□	□□□	57.0#	949	80
		71-3/4 x 14-3/8 x 14-7/16	USSDH72	□□□	□□	□□□	□□□	67.0#	1120	80
		A	B	C	D	E				

USSDO

USSDO

HOW TO ORDER

Indicate the following information on order form:

- Quantity of each item.
- Model number, including options. See “How To Build a Model Number”.
- Any special service required.

Note:

- The □ indicates that a choice is required.
- The absence of the □ indicates that no choice is required.
- Alpha-numeric characters in place of □ indicate that no other alternatives are available.

HOW TO BUILD A MODEL NUMBER

- A** Select basic model.
- B** Select bracket type.
- | | |
|----------------|--|
| 3K | - System 3000 mounted |
| UN | - Unite mounted |
| UN/UM | - Unite upmount |
| LB | - Mounted on load bar |
| WW/OM12 | - WireWorks off module mount w/12” high top tile |
| WW/OM18 | - WireWorks off module mount w/18” high top tile |
| WW/PM | - WireWorks standard panel mounted in full-post |
| WW/UM | - WireWorks up-mount brackets |
- C** Select unit color.
- Refer to the **Product Color Options** page in this price list.
- All white and metallic paints require an upcharge. Please see upcharge column.
- D** Select lock option.
- | | |
|-----------|----------------|
| KS | - Key standard |
|-----------|----------------|

- | | |
|------------|----------------|
| NLC | - No lock core |
| KA | - Key alike |

E Select lock color.

Refer to the **Product Color Options** page in this price list.

INFORMATION

Weights

Figures provided are approximate and reflect packaged product without additional accessories.

SPECIAL SERVICES

Special Carton Marking

With specially marked information N/C

Shipping

Ships **assembled, FOB Manitowoc, WI 54220, freight prepaid.** Freight class 70.

Specifications and prices are subject to change without prior notice.

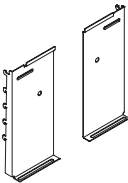
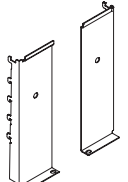
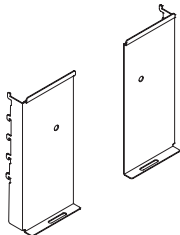
U-Series™ Storage and Accessories

Overhead Accessories



U-Series™ Storage and Accessories

Overhead Accessories

	MODEL NUMBER		Approx. Packaged Weight	Delivered Pricing
	MODEL	Basic Model		
 HRDPT	U-Series Overhead On-Module Mounting Bracket for System 3000 <ul style="list-style-type: none">• Sold in pairs• Mounts into slots in vertical frame posts• Black only• Allows for vertical adjustment in 1” increments	46.8177.SET	5.0#	\$ 210
 HRDPT	U-Series Overhead On-Module Mounting Bracket for Unite <ul style="list-style-type: none">• Sold in pairs• Mounts into slots in vertical posts• Black only• Allows for vertical adjustment in 1” increments	48.0222.SET	5.0#	\$ 210
 HRDPT	U-Series Overhead On-Module Mounting Bracket in Full Post for WireWorks <ul style="list-style-type: none">• Sold in pairs• Mounts into slots in vertical posts• Black only• Allows for vertical adjustment in 1” increments	46.8179.SET	5.0#	\$ 210

A

HOW TO ORDER

Indicate the following information on order form:

1. Quantity of each item.
2. Model number, including options. See “How To Build a Model Number”.
3. Any special service required.

Note:

- The ☐ indicates that a choice is required.
- The absence of the ☐ indicates that no choice is required.
- Alpha-numeric characters in place of ☐ indicate that no other alternatives are available.

HOW TO BUILD A MODEL NUMBER

A Select basic model.

SPECIAL SERVICES

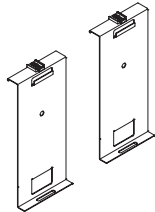
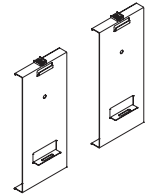
Special Carton Marking

With specially marked information N/C

Shipping
Ships **assembled, FOB Manitowoc, WI 54220, freight prepaid.** Freight class 70.

Specifications and prices are subject to change without prior notice.



MODEL	MODEL NUMBER			
	Basic Model	Approx. Packaged Weight	Delivered Pricing	
 HRDPT	U-Series Overhead Off Module Mounting Bracket w/12 inch High Top Tile for Wire-Works <ul style="list-style-type: none">Sold in pairsBlack onlyAttaches to horizontal rail between tiles or top cap	46.8181.SET	5.0#	\$ 210
 HRDPT	U-Series Overhead Off Module Mounting Bracket w/18 inch High Top Tile for Wire-Works <ul style="list-style-type: none">Sold in pairsBlack onlyAttaches to horizontal rail between tiles or top cap	46.8183.SET	5.0#	\$ 210

A

HOW TO ORDER

Indicate the following information on order form:

- Quantity of each item.
- Model number, including options. See “How To Build a Model Number”.
- Any special service required.

Note:

- The ☐ indicates that a choice is required.
- The absence of the ☐ indicates that no choice is required.
- Alpha-numeric characters in place of ☐ indicate that no other alternatives are available.

HOW TO BUILD A MODEL NUMBER

A Select basic model.

SPECIAL SERVICES

Special Carton Marking

With specially marked information N/C

Shipping
Ships **assembled, FOB Manitowoc, WI 54220, freight prepaid.** Freight class 70.

Specifications and prices are subject to change without prior notice.

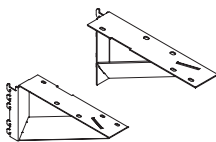
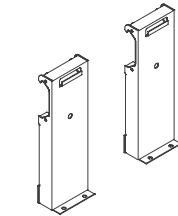
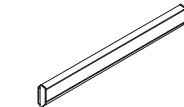
U-Series™ Storage and Accessories

Overhead Accessories



U-Series™ Storage and Accessories

Overhead Accessories

		MODEL NUMBER				
		Basic Model	Powdercoat Color			
MODEL	L			Approx. Packaged Weight	Delivered Pricing	
	U-Series Overhead Upmount Brackets for Unite or WireWorks	48.0236.12.S	<input type="checkbox"/> <input type="checkbox"/>	7.0#	\$ 355	
	• Sold in pairs					
	• Mounts into slots in vertical posts					
	• Uses 8" of slot space at top of panel					
	• Overhead extends 15" above top cap					
	• Fasteners and allen wrench included					
HRDPT						
	U-Series Overhead Load Bar Brackets for Unite or Wireworks	46.8186.SET	<input type="checkbox"/> <input type="checkbox"/>	5.0#	\$ 264	
	• Sold in pairs					
	• Load Bar mounted overheads hang from an externally mounted load bar					
	• Load Bar purchased separately					
HRDPT						
	Wall Mounted Load Bar for Unite or WireWorks	24"	SWLB.24	<input type="checkbox"/> <input type="checkbox"/>	5.0#	\$ 151
	• Supports overhead storage on drywall or other non-panel application • Requires Load Bar Brackets to support overhead- sold separate	30"	SWLB.30	<input type="checkbox"/> <input type="checkbox"/>	6.0#	161
		36"	SWLB.36	<input type="checkbox"/> <input type="checkbox"/>	7.0#	164
		42"	SWLB.42	<input type="checkbox"/> <input type="checkbox"/>	8.0#	182
		48"	SWLB.48	<input type="checkbox"/> <input type="checkbox"/>	10.0#	187
		54"	SWLB.54	<input type="checkbox"/> <input type="checkbox"/>	13.0#	222
		60"	SWLB.60	<input type="checkbox"/> <input type="checkbox"/>	12.0#	223
		66"	SWLB.66	<input type="checkbox"/> <input type="checkbox"/>	13.0#	226
		72"	SWLB.72	<input type="checkbox"/> <input type="checkbox"/>	14.0#	234
		84"	SWLB.84	<input type="checkbox"/> <input type="checkbox"/>	17.0#	362
		96"	SWLB.96	<input type="checkbox"/> <input type="checkbox"/>	19.0#	381

A

B

HOW TO ORDER

Indicate the following information on order form:

- Quantity of each item.
- Model number, including options. See "How To Build a Model Number".
- Any special service required.

Note:

- The ☐ indicates that a choice is required.
- The absence of the ☐ indicates that no choice is required.
- Alpha-numeric characters in place of ☐ indicate that no other alternatives are available.

HOW TO BUILD A MODEL NUMBER

- A

Select basic model.
- B

Select powdercoat color.
Refer to the **Product Color Options** page in this price list.

SPECIAL SERVICES

Special Carton Marking

With specially marked information N/C

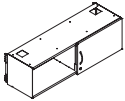

Shipping
Ships **assembled, FOB Manitowoc, WI 54220, freight prepaid.** Freight class 70.

Specifications and prices are subject to change without prior notice.

U-Series™ Underhead Storage



U-Series™ Underhead Storage

			MODEL NUMBER							
			Basic Model	Direction	Unit Color	Lock Option	Lock Color			
MODEL	D x W x H							Approx. Packaged Weight	Delivered Pricing	Whites & All Metallics Upcharge
 UHS	Underhead Storage	35-3/4 x 14-3/8 x 14-7/8	UHS36		<input type="checkbox"/> <input type="checkbox"/>	<input type="checkbox"/> <input type="checkbox"/> <input type="checkbox"/>	<input type="checkbox"/> <input type="checkbox"/> <input type="checkbox"/>	38.0#	\$ 683	\$ 80
	• Underhead storage units mount below worksurface	41-3/4 x 14-3/8 x 14-7/8	UHS42		<input type="checkbox"/> <input type="checkbox"/>	<input type="checkbox"/> <input type="checkbox"/> <input type="checkbox"/>	<input type="checkbox"/> <input type="checkbox"/> <input type="checkbox"/>	42.0#	730	80
	• Underhead accommodates standard binders	47-3/4 x 14-3/8 x 14-7/8	UHS48		<input type="checkbox"/> <input type="checkbox"/>	<input type="checkbox"/> <input type="checkbox"/> <input type="checkbox"/>	<input type="checkbox"/> <input type="checkbox"/> <input type="checkbox"/>	47.0#	775	80
		53-3/4 x14-3/8 x 14-7/8"	UHS54		<input type="checkbox"/> <input type="checkbox"/>	<input type="checkbox"/> <input type="checkbox"/> <input type="checkbox"/>	<input type="checkbox"/> <input type="checkbox"/> <input type="checkbox"/>	50.0#	849	80
	• Storage units include holes in top and bottom for cord drop in conjunction with grommets	59-3/4 x 14-3/8 x 14-7/8	UHS60		<input type="checkbox"/> <input type="checkbox"/>	<input type="checkbox"/> <input type="checkbox"/> <input type="checkbox"/>	<input type="checkbox"/> <input type="checkbox"/> <input type="checkbox"/>	52.0#	887	80
		71-3/4 x 14-3/8 x 14-7/8	UHS72		<input type="checkbox"/> <input type="checkbox"/>	<input type="checkbox"/> <input type="checkbox"/> <input type="checkbox"/>	<input type="checkbox"/> <input type="checkbox"/> <input type="checkbox"/>	57.0#	949	80
	• Includes brackets for attachment; legs may be specified separately if desired									
	• Lockable sliding door extends slightly beyond the center of storage unit									
 UHSL	Underhead Storage Support Leg	1-1/2 x 13-7/8 x 13-5/16"	UHSL	<input type="checkbox"/>	<input type="checkbox"/> <input type="checkbox"/>			8.6#	\$ 172	\$ 14
	• May be used in place of return									
	• Size noted does not reflect attachment brackets									
			A	B	C	D	E			

HOW TO ORDER

- Indicate the following information on order form:
- Quantity of each item.
 - Model number, including options. See “How To Build a Model Number”.
 - Any special service required.

Note:

- The ☐ indicates that a choice is required.
- The absence of the ☐ indicates that no choice is required.
- Alpha-numeric characters in place of ☐ indicate that no other alternatives are available.

HOW TO BUILD A MODEL NUMBER

- A**Select basic model.
- B**Select placement of leg.

L

- Left

R

- Right
- C**Select unit color.

Refer to the **Product Color Options** page in this price list.

All white and metallic paints require an up-charge. Please see upcharge column.
- D**Select lock option.

KS

- Key standard

NLC

- No lock core

KA

- Key alike
- E**Select lock color.

Refer to the **Product Color Options** page in this price list.

SPECIAL SERVICES

Special Carton Marking

With specially marked information N/C

Shipping
Ships **assembled, FOB Manitowoc, WI 54220, freight prepaid.** Freight class 70.

Specifications and prices are subject to change without prior notice.

U-Series™ Overhead and Underhead Storage

Accessories



U-Series™ Overhead and Underhead Storage

Accessories

			MODEL NUMBER		
MODEL			Basic Model	Approx. Packaged Weight	Delivered Pricing
HRDPT	P-Series Keys <ul style="list-style-type: none">• Double bit design• Range of 200 different core/key numbers available• Must specify lock number(s) requested when ordering cut key or lock core/key sets	Lock Core/2 Key Set - Black	2.KP20522	0.4#	\$ 15
		Lock Core/2 Key Set - Satin Chrome	2.KP20522.SC	0.4#	15
		Master Key	2.KP20550	0.2#	11
		Extractor Key	2.KP20551	0.2#	11
		Blank Key	2.KP20552	0.2#	3
		Cut Key	2.KP20557	0.2#	4

A

HOW TO ORDER

Indicate the following information on order form:

1. Quantity of each item.
2. Model number, including options. See “How To Build a Model Number”.
3. Any special service required.

Note:

- The ☐ indicates that a choice is required.
- The absence of the ☐ indicates that no choice is required.
- Alpha-numeric characters in place of ☐ indicate that no other alternatives are available.

HOW TO BUILD A MODEL NUMBER

A Select basic model.

SPECIAL SERVICES

Special Carton Marking

With specially marked information N/C

Shipping
Ships **assembled, FOB Pembroke, ON K8A 0E1, freight prepaid.** Freight class 70.

Specifications and prices are subject to change without prior notice.



1330 BELLEVUE STREET
GREEN BAY, WI 54302
800.424.2432 / KI.COM

KI is a trusted expert for furniture and wall systems around the globe.
USA | CANADA | MEXICO | UK | EUROPE | ASIA | MIDDLE EAST
© 2023 Krueger International, Inc. All Rights Reserved.