




AFFINA[®] COLLECTIN

PRICE LIST

EFFECTIVE APRIL 2, 2025
800.424.2432



| | | |
|---|--|----|
| Ordering Customer's Own Material (C.O.M.) Upholstery | | |
| Information | | 3 |
| Affina® | | |
| Guest Chair General Information | | 5 |
| Guest Chairs Product Color Options | | 6 |
| Guest Chairs | | 7 |
| Multiple Seating General Information | | 8 |
| Multiple Seating Product Color Options | | 9 |
| Multiple Seating | | 10 |
| Lobby and Lounge Seating General Information | | 14 |
| Lobby and Lounge Product Color Options | | 17 |
| Lobby and Lounge Seating | | 18 |
| Tables | | 26 |
| Healthcare General Information | | 27 |
| Healthcare Color Options | | 28 |
| Healthcare Seating | | 29 |
| Affina® 1.5 | | |
| General Information | | 38 |
| Recliner | | 39 |
| Affina® II | | |
| General Information | | 44 |
| Recliner | | 45 |
| Bariatric Recliner | | 50 |
| | | |



Customer’s Own Material ■
Specifications Form
January 2023

How to Specify

As a standard procedure, KI applies seating upholstery as swatched by the textile distributor. Reference distributor’s website. Upholstery that is required to be applied differently than is swatched, will need a Product Modification Request written specifying the direction the upholstery is to be applied.

Seating upholstery requiring specific positioning of intricate patterns or patterns repeats on seats and backrests, will need a Product Modification Request written including a sketch noting the specific requirements, as in Diagram A.

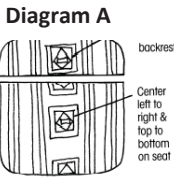
C.O.M. must be supplied in continuous yardage.

Yardage requirements listed in price list are based on plain goods 54” wide. Fabrics less than 54” wide, or those requiring matching (stripes, plaids, prints, large patterns) will require additional yardage based on the fabric used and the item ordered. Consult matrix below for additional yardage needed.

C.O.M. INCREASE MATRIX (yardage matrix is also applicable to any reservations of KI Ingrade, Pallas, or K.O.M. upholsteries).

This table is a general guide.

| FABRIC WIDTH | PLAIN FABRIC | UNDER 7” REPEAT | 8”–13” REPEAT | 14”-21” REPEAT | 22”-27” REPEAT | 28”-33” REPEAT | 34”-40” REPEAT | 41”-48” REPEAT |
|--------------|--------------|-----------------|---------------|----------------|----------------|----------------|----------------|----------------|
| 54” | 0 | 20% | 25% | 30% | 45% | 55% | 70% | 80% |
| 51”-53” | 15% | 25% | 30% | 35% | 50% | 60% | 80% | 90% |
| 48”-50” | 20% | 30% | 35% | 40% | 55% | 65% | 85% | 95% |
| 45”-47” | 30% | 45% | 50% | 55% | 60% | 80% | 90% | 100% |
| 36”-44” | 50% | 65% | 70% | 75% | 80% | 100% | 110% | 120% |



Fabric with double repeat: If using a fabric with a double repeat, please follow this formula: take the total amount of the larger and half of the smaller repeat; add together to find the correct overall repeat. Example: 10” vertical with 14” horizontal would be 14+5=19.

If fabric comes in on multiple rolls, one additional yard per roll needs to be added to the yardage requirement.

Leather hides must be a minimum of 50 square feet of usable material. The outer edges cannot be calculated as square feet or yardage. To determine square footage, multiply unit yardage by 18 square feet to obtain the total square footage required per unit.

For exact production yardage requirements, call 1-800-424-2432, ext. 2707.

Production

Customer’s upholstery must be approved prior to acceptance for production.

After approval, a memo swatch of the C.O.M. from the textile distributor must accompany the order. KI assumes no responsibility for wear, defects, or performance of C.O.M. or K.O.M. upholstery.

C.O.M. not received into the appropriate facility 3 weeks prior to acknowledged delivery date may go on hold. See KI C.O.M. Shipping Location listing for the correct facility address by product.

All C.O.M. must be labeled as follows:

1. Name and address
2. Your purchase order number
3. Our style number to which fabric is to be applied
4. Supplier name and fabric name, number, and color

ALL C.O.M. Shipments must be prepaid. Collect shipments will be refused.

Testing

When KI requires testing, actual yardage to upholster one chair may be required. The C.O.M. Specialist will confirm model and fabric testing requirements when applicable.

Approved test samples will be applied to the order or will be held for 6 months. After 6 months, the sample will no longer be applied to your order. For all product testing, send fabric samples to the manufacturing facility. See KI C.O.M. Shipping Location listing for the correct facility address by product.

ALL C.O.M. Shipments must be prepaid. Collect shipments will be refused.

Treated Materials

If C.O.M. requires processing such as a stain resistance treatment or acrylic backing, it may shrink. To prevent delays in delivery or back ordering due to shrinkage, please have your processor verify measurement after processing and assure adequate yardage shipped.

Split Orders

If a portion of the shipment which does not require C.O.M. application is to be processed and shipped early, KI will enter the order immediately at your request. These split shipments are subject to minimum order changes.

Excess Upholstery Material

KI will dispose of excess upholstery material at the time of shipment unless expressly requested to return it with the product shipment.

Cancelled or Changed Orders

KI assumes no responsibility for extra C.O.M. due to a change of upholstery or cancellation of an order. If it the customer’s responsibility to arrange for return of the material.

Contact the C.O.M. Specialist at 1-800-424-2432, ext. 2707, with questions or to request a split order



C.O.M. SHIPPING LOCATION

| | | | |
|--------------------------------------|--|--------------------------------------|--|
| Architectural Walls | | Universal Overheads..... MN | MyWay Seating.....HN |
| Evoke..... MN | | Wireworks MN | Oath Task Chairs and Stools..... GB |
| Genius Walls..... MN | | Unite..... MN | Opt4 GB |
| Casegoods | | | Pilot Task Chairs..... OM |
| Aristotle Tackboards.....MN | | Residence Hall Furniture | Promenade Seating SystemBW |
| Likha Tackboards.....MN | | RoomScape Furniture MN | Ruckus..... GB |
| Classroom Furniture | | Screens | Sela Lounge SeatingHN |
| Intellect Wave Chairs..... GB | | All Terrain..... KP | Sift Task Chairs GB |
| Learn2 GB | | Connection Zone.....BW | Signia Task Chairs and StoolsOM |
| Ruckus.....GB | | Tributaire.....BW | Soltice Metal Collection.....HN |
| Desking | | True/Volition KP | Soltice Multiple, Healthcare & Guest .HN |
| 700 Series Desking KP | | Genesis KP | Soltice II Healthcare Seating.....HN |
| Balance Overheads MN | | Tattoo..... MN | SonrisaHN |
| Genesis Desking..... MN | | Universal.....BW | Strive Multiple, Stack & Task GB |
| True Desking..... KP | | | SwayBW |
| Universal Overheads..... MN | | Seating | Tattoo.....HN |
| WorkZone Desking..... MN | | 600 Series Folding Chairs.....BW | Torsion-on-the-Go! Nesting Chairs GB |
| Files & Storage | | 600 Series Stools.....BW | Torsion Air Stack and Task Seating GB |
| 700 Series Pedestal Cushion..... GB | | Affina Collection.....HN | ZekerHN |
| Connection Zone Pads.....BW | | Altus Task Chairs..... GB | ZoetryHN |
| U-Series Pedestal Cushion..... GB | | Apply Stack Chairs GB | |
| Tattoo.....BW | | Calida Lounge SeatingHN | |
| Fixed Seating | | Diem Task Chairs..... OM | |
| Concerto Auditorium Seating.....BW | | Doni Collection..... GB | |
| Single Pedestal Seating GB | | Gladly Lounge SeatingVQ | |
| Jury Base Seating..... GB | | Grazie Seating GB | |
| Lancaster Auditorium SeatingBW | | Hub Modular Lounge SeatingHN | |
| Sequence Seating..... GB | | Impress Task Chairs..... OM | |
| University Seating..... GB | | Impress Ultra Task Chairs OM | |
| Panel Systems | | Jessa Lounge Seating.....HN | |
| All Terrain..... KP | | Jubilee Lounge Seating.....VQ | |
| Balance Overheads MN | | Katera..... GB | |
| | | Kurv Benches.....HN | |
| | | LimeLite..... GB | |
| | | Lyra Lounge Seating.....HN | |
| | | Medical & Laboratory Stools OM | |
| | | MyPlace Lounge SeatingHN | |

KI C.O.M. Manufacturing Site Addresses:

| | | | |
|--|---|---|--|
| <u>BW</u> KI Bonduel Attn: COM Storage 204 West South St. Bonduel, WI 54107 | <u>HN</u> KI High Point Attn: COM Storage 217 Feld Avenue High Point, NC 27263 | <u>MN</u> KI Manitowoc Attn: COM Storage 1400 S. 41st St. Manitowoc, WI 54220 | <u>VQ</u> KI Attn: COM Fabrics 6892 Marlin Circle La Palma, CA 90623 |
| <u>GB</u> KI Green Bay Attn: COM Storage 1687 Westminster Drive - Gate 3 Green Bay, WI 54302 | <u>KP</u> KI Pembroke Attn: COM Storage 1000 Olympic Dr. Pembroke, Ontario K8A6X7 | <u>OM</u> KI Attn: COM Storage 1110 S. Mildred Ave. Ontario, CA 91761 | |



Open Arm Guest Chair
(1901)



Closed Arm Guest Chair
(1911)



Armless Guest Chair
(1901A)

| General Dimensions | | | |
|------------------------|---------|---------|---------|
| Seat width | 20-1/2" | 20-1/2" | 20-1/2" |
| Seat depth | 18-1/2" | 18-1/2" | 18-1/2" |
| Seat height | 19" | 19" | 19" |
| Arm width | 2-1/4" | 2-1/4" | |
| Arm height (mid point) | 27" | 27" | |
| Overall Dimensions | | | |
| Width | 24" | 24" | 23-1/2" |
| Depth | 23-1/2" | 23-1/2" | 23-1/2" |
| Height | 31-1/2" | 31-1/2" | 31-1/2" |

UPHOLSTERY INFORMATION

C.O.M. Fabric
For C.O.M. fabric sent to KI-High Point on multiple rolls, add an additional yard of fabric per roll to the yardage requirements. Multiple rolls have shorter pieces of fabric on them and do not allow nesting and stacking of the fabric to achieve the best yield as is done with one large roll. This results in yardage shortages and requests for additional fabric from the client, which can hold up the order. For each roll that is sent, one yard needs to be added and needs to be added to one of the rolls, not separately.

Fabric Disclaimer
Fabric will be applied as swatched by the fabric manufacturer. Fabric that is required to be applied differently than is swatched will need a Product Modification Request written specifying the direction the fabric is to be applied.

FINISH INFORMATION

Color Match
KI offers the additional option of color matching paint, polypropylene, or wood stain through Product Modification Requests. Contact Customer Service for details.

INFORMATION

Warranty
Refer to KI Terms & Conditions document or visit ki.com



Wood Finish - Core

| | |
|---------------------------|-----|
| Cherry Storm on Beech | BCX |
| Cinnamon on Beech | BCN |
| Cocoa on Beech | BCA |
| Eclipse Black on Beech | BEB |
| Florence Walnut on Beech | BFC |
| Kensington Maple on Maple | MMA |
| Monticello Maple on Beech | BMT |
| Natural on Beech | BNA |
| River Cherry on Beech | BRY |

Kensington Maple requires an upcharge

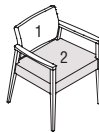
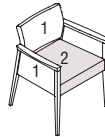
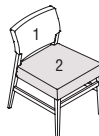
Finish Cards

View color swatches for items listed within this document.

- Paints
- Plastics/Poly
- Wood/Veneer
- Laminates
- Molded Edges
- Edge Styles
- Hard Plastics
- Glass

Certain options referenced may not be available on GSA Schedule.



| | | | MODEL NUMBER | | | | | | | | | | | | | | | | | | | | | |
|---|--|--------------|--------------|-----------------------------------|-------------------|-------------|--------------|----------|------------------|-------------------------|--------------|---------|---------|------------------|---------|---------|---------|---------|---------|---------|-----------------|-----------------|------------------------------------|--|
| | | | Basic Model | Non-Contrast or Fabric Contrast 1 | Fabric Contrast 2 | Wood Finish | Glide Option | Arm Cap | Moisture Barrier | | | | | | | | | | | | | | | |
| MODEL | Features | | | | | | | | | Approx. Packaged Weight | Grade C.O.M. | Grade C | Grade D | Grade E & C.O.L. | Grade F | Grade G | Grade H | Grade I | Grade J | Grade K | Grade L Leather | Grade M Leather | Moisture Barrier add to list price | |
|  | Open Arm Guest Chair | Non-contrast | 1901/NC | □□□□ | | □□□ | □□ | □□□ | □□ | 42.0# | \$ 1771 | \$ 1850 | \$ 1873 | \$ 1898 | \$ 1914 | \$ 1947 | \$ 1983 | \$ 2026 | \$ 2111 | \$ 2196 | \$ 2283 | \$ 2450 | \$ 176 | |
| | • Non-contrast C.O.M = 1.5 yd | Contrast | 1901/FC | □□□□ | □□□□ | □□□ | □□ | □□□ | □□ | 42.0# | 1847 | 1928 | 1948 | 1977 | 1991 | 2027 | 2058 | 2102 | 2190 | 2273 | 2358 | 2528 | 176 | |
| | • 1 = Back (Fabric Contrast 1) C.O.M. = .75 yd | | | | | | | | | | | | | | | | | | | | | | | |
| | • 2 = Seat (Fabric Contrast 2) C.O.M. = 1 yd | | | | | | | | | | | | | | | | | | | | | | | |
| | | | | | | | | | | | | | | | | | | | | | | | | |
| AFGS | | | | | | | | | | | | | | | | | | | | | | | | |
|  | Closed Arm Guest Chair | Non-contrast | 1911/NC | □□□□ | | □□□ | □□ | □□□ | □□ | 45.0# | \$ 1924 | \$ 2030 | \$ 2057 | \$ 2090 | \$ 2115 | \$ 2159 | \$ 2204 | \$ 2260 | \$ 2376 | \$ 2489 | \$ 2600 | \$ 2827 | \$ 176 | |
| | • Non-contrast C.O.M = 2 yd | Contrast | 1911/FC | □□□□ | □□□□ | □□□ | □□ | □□□ | □□ | 45.0# | 2000 | 2109 | 2135 | 2169 | 2195 | 2238 | 2285 | 2340 | 2452 | 2565 | 2681 | 2906 | 176 | |
| | • 1 = Back (Fabric Contrast 1) C.O.M. = 1.5 yd | | | | | | | | | | | | | | | | | | | | | | | |
| | • 2 = Seat (Fabric Contrast 2) C.O.M. = 1 yd | | | | | | | | | | | | | | | | | | | | | | | |
| | | | | | | | | | | | | | | | | | | | | | | | | |
| AFGS | | | | | | | | | | | | | | | | | | | | | | | | |
|  | Armless Guest Chair | Non-contrast | 1901A/NC | □□□□ | | □□□ | □□ | | □□ | 40.0# | \$ 1671 | \$ 1750 | \$ 1774 | \$ 1799 | \$ 1817 | \$ 1850 | \$ 1883 | \$ 1927 | \$ 2012 | \$ 2096 | \$ 2182 | \$ 2351 | \$ 176 | |
| | • Non-contrast C.O.M = 1.5 yd | Contrast | 1901A/FC | □□□□ | □□□□ | □□□ | □□ | | □□ | 40.0# | 1748 | 1830 | 1852 | 1877 | 1896 | 1928 | 1961 | 2005 | 2089 | 2175 | 2258 | 2431 | 176 | |
| | • 1 = Back (Fabric Contrast 1) C.O.M. = .75 yd | | | | | | | | | | | | | | | | | | | | | | | |
| | • 2 = Seat (Fabric Contrast 2) C.O.M. = 1 yd | | | | | | | | | | | | | | | | | | | | | | | |
| | | | | | | | | | | | | | | | | | | | | | | | | |
| AFGS | | | | | | | | | | | | | | | | | | | | | | | | |
| | | | A | B | C | D | E | F | G | | | | | | | | | | | | | | | |

HOW TO ORDER

Indicate the following information on order form:

- Quantity of each item.
- Model number, including options. See “How To Build a Model Number”.
- Any special service required.

Note:

- The □ indicates that a choice is required.
- The absence of the □ indicates that no choice is required.
- Alpha-numeric characters in place of □ indicate that no other alternatives are available.

HOW TO BUILD A MODEL NUMBER

- A**Select basic model.
- B**Select non-contrast or fabric contrast 1. Refer to [ki.com/fabrics](#)
- C**Select fabric contrast 2. Refer to [ki.com/fabrics](#)
- D**Select wood finish color.* Refer to the **Product Color Options** page in this price list. *For Kensington Maple add upcharge.
- E**Select glide option.

NG - Nylon glides

PG - Polycarbonate glides

RG - Rubber glides

FG - Felt glides
- F**Select armcaps.

WAC - Wood armcaps (pair)

PAC - Black poly (pair); add \$256

- G**Select moisture barrier.

MB - Moisture barrier

NMB - No moisture barrier

See pricing column for moisture barrier upcharge.

UPHOLSTERY INFORMATION

C.O.M. Requirements
C.O.M. yardage requirements listed above are based on plain goods 54” wide. If less than 54” wide or fabrics requiring matching (stripes, plaids, prints, large patterns), additional yardage will be needed. Consult C.O.M. matrix for additional yardage needed. For C.O.M. fabric sent to KI-High Point on mulitple rolls, add an additional yard of fabric per roll to the yardage requirements.

C.O.L. Requirements
Figure 18 sq. ft. of leather (C.O.L.) for each yard shown (i.e, 4.75 x 18 = 85.5 sq. ft).

Contrasting Upholstery
When contrasting fabric is chosen, price at highest in-grade.

KENSINGTON MAPLE UPCHARGE

Kensington Maple requires extended leadtimes.

| | |
|----------|------|
| Model | |
| 1911/NC | \$82 |
| 1911/FC | \$82 |
| 1901A/NC | \$82 |
| 1901A/FC | \$82 |

SPECIAL SERVICES

Special Carton Marking

With specially marked information N/C

Shipping
Ships **assembled, FOB High Point, NC 27263, freight prepaid.** Freight class 175

Specifications and prices are subject to change without prior notice.



| | One Seat - Open Arm (AAOC) | Two Seat - Open Arm (AAOCC) | Three Seat - Open Arm (AAOCCC) | One Seat - Closed Arm (AAPC) | Two Seat - Closed Arm (AAPCC) | Three Seat - Closed Arm (AAPCCC) |
|--------------------|-------------------------------|--------------------------------|-----------------------------------|---------------------------------|----------------------------------|--|
| General Dimensions | | | | | | |
| Seat width | 20-1/2" | 20-1/2" | 20-1/2" | 20-1/2" | 20-1/2" | 20-1/2" |
| Seat depth | 19-1/2" | 19-1/2" | 19-1/2" | 19-1/2" | 19-1/2" | 19-1/2" |
| Seat height | 19" | 19" | 19" | 19" | 19" | 19" |
| Arm width | 2-1/4" | 2-1/4" | 2-1/4" | 2-1/4" | 2-1/4" | 2-1/4" |
| Arm height | 27" | 27" | 27" | 27" | 27" | 27" |
| Overall Dimensions | | | | | | |
| Width | 24-3/4" | 46-3/4" | 69" | 24-3/4" | 46-3/4" | 69" |
| Depth | 23-1/2" | 23-1/2" | 23-1/2" | 23-1/2" | 23-1/2" | 23-1/2" |
| Height | 31-1/2" | 31-1/2" | 31-1/2" | 31-1/2" | 31-1/2" | 31-1/2" |



| | Loveseat - Open Arm (A033) | Loveseat - Closed Arm (AP33) |
|--------------------|-------------------------------|---------------------------------|
| General Dimensions | | |
| Seat width | 38" | 38" |
| Seat depth | 19-1/2" | 19-1/2" |
| Seat height | 19" | 19" |
| Arm width | 2-1/4" | 2-1/4" |
| Arm height | 27" | 27" |
| Overall Dimensions | | |
| Width | 42" | 42" |
| Depth | 23-1/2" | 23-1/2" |
| Height | 31-1/2" | 31-1/2" |

UPHOLSTERY INFORMATION

C.O.M. Fabric
For C.O.M. fabric sent to KI-High Point on multiple rolls, add an additional yard of fabric per roll to the yardage requirements. Multiple rolls have shorter pieces of fabric on them and do not allow nesting and stacking of the fabric to achieve the best yeild as is done with one large roll. This results in yardage shortages and requests for additional fabric from the client, which can delay an order. For each roll that is sent, one yard needs to be added to one of the rolls, not separately.

Fabric Disclaimer
Fabric will be applied as swatched by the fabric manufacturer. Fabric that is required to be applied differently than is swatched will need a Product Modification Request written specifying the direction the fabric is to be applied.

FINISH INFORMATION

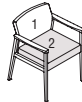
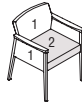
Color Match
KI offers the additional option of color matching paint, polypropylene, or wood stain through Product Modification Requests. Contact Customer Service for details.

INFORMATION

Warranty
Refer to KI Terms & Conditions document or visit ki.com

| | |
|---------------------------------------|-----|
| Wood Finish - Core | |
| Cherry Storm on Beech | BCX |
| Cinnamon on Beech | BCN |
| Cocoa on Beech | BCA |
| Eclipse Black on Beech | BEB |
| Florence Walnut on Beech | BFC |
| Kensington Maple on Maple | MMA |
| Monticello Maple on Beech | BMT |
| Natural on Beech | BNA |
| River Cherry on Beech | BRY |
| Kensington Maple requires an upcharge | |



| | | | MODEL NUMBER | | | | | | | | | | | | | | | | | | | | | | |
|---|---|--------------|--------------|-----------------------------------|-------------------|-------------|----------|--------------|------------------|----------|----------|-------------------------|--------------|---------|---------|------------------|---------|---------|---------|---------|---------|---------|-----------------|-----------------|------------------------------------|
| | | | Basic Model | Non-Contrast or Fabric Contrast 1 | Fabric Contrast 2 | Wood Finish | Arm Cap | Glide Option | Moisture Barrier | | | | | | | | | | | | | | | | |
| MODEL | | | Features | | | | | | | | | Approx. Packaged Weight | Grade C.O.M. | Grade C | Grade D | Grade E & C.O.L. | Grade F | Grade G | Grade H | Grade I | Grade J | Grade K | Grade L Leather | Grade M Leather | Moisture Barrier add to list price |
|  | One Seat (Open Arm) <ul style="list-style-type: none">Non-contrast C.O.M = 1.5 yd1 = Back (Fabric Contrast 1) C.O.M. = 1 yd2 = Seat (Fabric Contrast 2) C.O.M. = 1 yd | Non-contrast | AAOC/NC | □□□□ | | □□□ | □□□ | □□ | □□□ | 45.0# | \$ 1782 | \$ 1853 | \$ 1870 | \$ 1891 | \$ 1906 | \$ 1934 | \$ 1963 | \$ 2000 | \$ 2073 | \$ 2145 | \$ 2218 | \$ 2358 | \$ 188 | | |
| | | Contrast | AAOC/FC | □□□□ | □□□□ | □□□ | □□□ | □□ | □□□ | 45.0# | 1861 | 1932 | 1948 | 1972 | 1986 | 2015 | 2043 | 2081 | 2151 | 2225 | 2298 | 2440 | 188 | | |
| | | | | | | | | | | | | | | | | | | | | | | | | | |
| | | | | | | | | | | | | | | | | | | | | | | | | | |
| | | | | | | | | | | | | | | | | | | | | | | | | | |
| AFMS | | | | | | | | | | | | | | | | | | | | | | | | | |
|  | One Seat (Closed Arm) <ul style="list-style-type: none">Non-contrast C.O.M = 2.25 yd1 = Back and arms (Fabric Contrast 1) C.O.M. = 1.75 yd2 = Seat (Fabric Contrast 2) C.O.M. = 1 yd | Non-contrast | AAPC/NC | □□□□ | | □□□ | □□□ | □□ | □□□ | 52.0# | \$ 2035 | \$ 2118 | \$ 2139 | \$ 2167 | \$ 2184 | \$ 2219 | \$ 2253 | \$ 2298 | \$ 2385 | \$ 2468 | \$ 2556 | \$ 2730 | \$ 188 | | |
| | | Contrast | AAPC/FC | □□□□ | □□□□ | □□□ | □□□ | □□ | □□□ | 52.0# | 2116 | 2198 | 2221 | 2246 | 2262 | 2299 | 2333 | 2376 | 2462 | 2550 | 2637 | 2811 | 188 | | |
| | | | | | | | | | | | | | | | | | | | | | | | | | |
| | | | | | | | | | | | | | | | | | | | | | | | | | |
| | | | | | | | | | | | | | | | | | | | | | | | | | |
| AFMS | | | | | | | | | | | | | | | | | | | | | | | | | |
| | | | | | A | B | C | D | E | F | G | | | | | | | | | | | | | | |

HOW TO ORDER

Indicate the following information on order form:

- Quantity of each item.
- Model number, including options. See “How To Build a Model Number”.
- Any special service required.

- Note:
- The ☐ indicates that a choice is required.
 - The absence of the ☐ indicates that no choice is required.
 - Alpha-numeric characters in place of ☐ indicate that no other alternatives are available.

HOW TO BUILD A MODEL NUMBER

- A**Select basic model.
- B**Select non-contrast or fabric contrast 1. Refer to [ki.com/fabrics](#)
- C**Select fabric contrast 2. Refer to [ki.com/fabrics](#)
- D**Select wood finish color.* Refer to the **Product Color Options** page in this price list. *For Kensington Maple add upcharge.
- E**Select armcaps.
WAC - Wood armcaps (pair)
PAC - Black poly (pair); add \$256
- F**Select glide option.
NG - Nylon glides
PG - Polycarbonate glides
RG - Rubber glides
FG - Felt glides

- G**Select moisture barrier.
MB - Moisture barrier
NMB - No moisture barrier
See pricing column for moisture barrier upcharge.

INFORMATION

C.O.M. and C.O.L. Requirements
C.O.M. yardage requirements listed above are based on plain goods 54” wide. If less than 54” wide or fabrics requiring matching (stripes, plaids, prints, large patterns), additional yardage will be needed. Consult C.O.M. matrix for additional yardage needed. For C.O.M. fabric sent to KI-High Point on multiple rolls, add an additional yard of fabric per roll to the yardage requirements.

C.O.L. Requirements
Figure 18 sq. ft. of leather (C.O.L.) for each yard shown (i.e., 4.75 x 18 = 85.5 sq ft).

Contrasting Upholstery
When contrasting fabric is chosen, price at highest in-grade.

Minimum Fabric/Leather Quantity
Minimum order for fabric is 1 yard. Minimum order for leather is 1 hide (approximately 50 sq. ft).

KENSINGTON MAPLE UPCHARGE

| | |
|---|-------|
| Kensington Maple requires extended leadtimes. | |
| Model | |
| AAOC/NC | \$59 |
| AAOC/FC | \$59 |
| AAOCC/NC | \$124 |
| AAOCC/FC | \$124 |
| AAOCCC/NC | \$166 |
| AAOCCC/FC | \$166 |
| AAPC/NC | \$59 |
| AAPC/FC | \$59 |
| AAPCC/NC | \$124 |
| AAPCC/FC | \$124 |
| AAPCCC/NC | \$166 |
| AAPCCC/FC | \$166 |
| A033/NC | \$97 |
| A033/FC | \$97 |

SPECIAL SERVICES

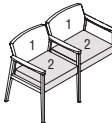
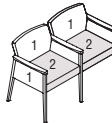
Special Carton Marking

With specially marked information N/C

Shipping
Ships **assembled, FOB High Point, NC 27263, freight prepaid.** Freight class 175

Specifications and prices are subject to change without prior notice.



| | | | MODEL NUMBER | | | | | | | | | | | | | | | | | | | | | | |
|---|------|--|--------------|-----------------------------------|-------------------|-------------|----------|--------------|------------------|-------------------------|--------------|---------|---------|------------------|---------|---------|---------|---------|---------|---------|-----------------|-----------------|------------------------------------|--------|--|
| | | | Basic Model | Non-Contrast or Fabric Contrast 1 | Fabric Contrast 2 | Wood Finish | Arm Cap | Glide Option | Moisture Barrier | | | | | | | | | | | | | | | | |
| MODEL | | | Features | | | | | | | Approx. Packaged Weight | Grade C.O.M. | Grade C | Grade D | Grade E & C.O.L. | Grade F | Grade G | Grade H | Grade I | Grade J | Grade K | Grade L Leather | Grade M Leather | Moisture Barrier add to list price | | |
|  | AFMS | Two Seat (Open Arm) | Non-contrast | AAOCC/NC | □□□□ | | □□□ | □□□ | □□ | □□□ | 80.0# | \$ 2849 | \$ 2986 | \$ 3023 | \$ 3065 | \$ 3092 | \$ 3153 | \$ 3210 | \$ 3281 | \$ 3428 | \$ 3572 | \$ 3715 | \$ 4003 | \$ 204 | |
| | | • Non-contrast C.O.M = 2.5 yd | Contrast | AAOCC/FC | □□□□ | □□□□ | □□□ | □□□ | □□ | □□□ | 80.0# | 2951 | 3088 | 3122 | 3164 | 3194 | 3253 | 3310 | 3381 | 3528 | 3673 | 3816 | 4106 | 204 | |
| | | • 1 = Back (Fabric Contrast 1) C.O.M. = 1.75 yd | | | | | | | | | | | | | | | | | | | | | | | |
| | | • 2 = Seat (Fabric Contrast 2) C.O.M. = 1.25 yd | | | | | | | | | | | | | | | | | | | | | | | |
| | | | | | | | | | | | | | | | | | | | | | | | | | |
|  | AFMS | Two Seat (Closed Arm) | Non-contrast | AAPCC/NC | □□□□ | | □□□ | □□□ | □□ | □□□ | 85.0# | \$ 3119 | \$ 3283 | \$ 3326 | \$ 3377 | \$ 3414 | \$ 3482 | \$ 3550 | \$ 3638 | \$ 3811 | \$ 3986 | \$ 4159 | \$ 4508 | \$ 204 | |
| | | • Non-contrast C.O.M = 3.75 yd | Contrast | AAPCC/FC | □□□□ | □□□□ | □□□ | □□□ | □□ | □□□ | 85.0# | 3220 | 3382 | 3429 | 3479 | 3516 | 3586 | 3652 | 3740 | 3913 | 4086 | 4259 | 4609 | 204 | |
| | | • 1 = Back and arms (Fabric Contrast 1) C.O.M. = 2.75 yd | | | | | | | | | | | | | | | | | | | | | | | |
| | | • 2 = Seat (Fabric Contrast 2) C.O.M. = 1.25 yd | | | | | | | | | | | | | | | | | | | | | | | |
| | | | | | | | | | | | | | | | | | | | | | | | | | |
| | | | | A | B | C | D | E | F | G | | | | | | | | | | | | | | | |

HOW TO ORDER

Indicate the following information on order form:

- Quantity of each item.
- Model number, including options. See “How To Build a Model Number”.
- Any special service required.

Note:

- The □ indicates that a choice is required.
- The absence of the □ indicates that no choice is required.
- Alpha-numeric characters in place of □ indicate that no other alternatives are available.

HOW TO BUILD A MODEL NUMBER

- A**Select basic model.
- B**Select non-contrast or fabric contrast 1. Refer to [ki.com/fabrics](#)
- C**Select fabric contrast 2. Refer to [ki.com/fabrics](#)
- D**Select wood finish color.* Refer to the **Product Color Options** page in this price list. *For Kensington Maple add upcharge.
- E**Select armcaps.

WAC

- Wood armcaps (pair)

PAC

- Black poly; add \$371

Upcharge for three armcaps.
- F**Select glide option.

NG

- Nylon glides

PG

- Polycarbonate glides

RG

- Rubber glides

FG

- Felt glides

- G**Select moisture barrier.

MB

- Moisture barrier

NMB

- No moisture barrier

See pricing column for moisture barrier upcharge.

INFORMATION

C.O.M. and C.O.L. Requirements
C.O.M. yardage requirements listed above are based on plain goods 54” wide. If less than 54” wide or fabrics requiring matching (stripes, plaids, prints, large patterns), additional yardage will be needed. Consult C.O.M. matrix for additional yardage needed. For C.O.M. fabric sent to KI-High Point on multiple rolls, add an additional yard of fabric per roll to the yardage requirements.

C.O.L. Requirements
Figure 18 sq. ft. of leather (C.O.L.) for each yard shown (i.e., 4.75 x 18 = 85.5 sq ft).

Contrasting Upholstery
When contrasting fabric is chosen, price at highest in-grade.

Minimum Fabric/Leather Quantity
Minimum order for fabric is 1 yard. Minimum order for leather is 1 hide (approximately 50 sq. ft).

KENSINGTON MAPLE UPCHARGE

| | |
|---|-------|
| Kensington Maple requires extended leadtimes. | |
| Model | |
| AAOC/NC | \$59 |
| AAOC/FC | \$59 |
| AAOCC/NC | \$124 |
| AAOCC/FC | \$124 |
| AAOCCC/NC | \$166 |
| AAOCCC/FC | \$166 |
| AAPC/NC | \$59 |
| AAPC/FC | \$59 |
| AAPCC/NC | \$124 |
| AAPCC/FC | \$124 |
| AAPCCC/NC | \$166 |
| AAPCC/FC | \$166 |

SPECIAL SERVICES

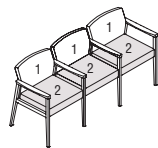

Special Carton Marking

| | |
|-----------------------------------|-----|
| With specially marked information | N/C |
|-----------------------------------|-----|

Shipping
Ships **assembled, FOB High Point, NC 27263, freight prepaid.** Freight class 175

Specifications and prices are subject to change without prior notice.



| | | | MODEL NUMBER | | | | | | | | | | | | | | | | | | | | | |
|--|--|--|--------------|-----------------------------------|---|---|--|--|---|-------------------------|--------------|---------|---------|------------------|---------|---------|---------|---------|---------|---------|-----------------|-----------------|------------------------------------|--|
| | | | Basic Model | Non-Contrast or Fabric Contrast 1 | Fabric Contrast 2 | Wood Finish | Arm Cap | Glide Option | Moisture Barrier | | | | | | | | | | | | | | | |
| MODEL | | | Features | | | | | | | Approx. Packaged Weight | Grade C.O.M. | Grade C | Grade D | Grade E & C.O.L. | Grade F | Grade G | Grade H | Grade I | Grade J | Grade K | Grade L Leather | Grade M Leather | Moisture Barrier add to list price | |
|  | Three Seat (Open Arm) <ul style="list-style-type: none">Non-contrast C.O.M = 3.75 yd1 = Back (Fabric Contrast 1) C.O.M. = 2.5 yd2 = Seat (Fabric Contrast 2) C.O.M. = 1.75 yd | | Non-contrast | AAOCCC/NC | <input type="checkbox"/> <input type="checkbox"/> <input type="checkbox"/> <input type="checkbox"/> | | <input type="checkbox"/> <input type="checkbox"/> <input type="checkbox"/> | <input type="checkbox"/> <input type="checkbox"/> <input type="checkbox"/> | <input type="checkbox"/> <input type="checkbox"/> | 105.0# | \$ 3946 | \$ 4152 | \$ 4206 | \$ 4271 | \$ 4315 | \$ 4402 | \$ 4487 | \$ 4597 | \$ 4816 | \$ 5031 | \$ 5246 | \$ 5680 | \$ 218 | |
| | | | Contrast | AAOCCC/FC | <input type="checkbox"/> <input type="checkbox"/> <input type="checkbox"/> <input type="checkbox"/> | <input type="checkbox"/> <input type="checkbox"/> <input type="checkbox"/> <input type="checkbox"/> | <input type="checkbox"/> <input type="checkbox"/> <input type="checkbox"/> | <input type="checkbox"/> <input type="checkbox"/> <input type="checkbox"/> | <input type="checkbox"/> <input type="checkbox"/> | 105.0# | 4101 | 4306 | 4361 | 4424 | 4468 | 4555 | 4641 | 4751 | 4966 | 5183 | 5401 | 5834 | 218 | |
| | | | | | | | | | | | | | | | | | | | | | | | | |
| | | | | | | | | | | | | | | | | | | | | | | | | |
| | | | | | | | | | | | | | | | | | | | | | | | | |
| AFMS | | | | | | | | | | | | | | | | | | | | | | | | |
|  | Three Seat (Closed Arm) <ul style="list-style-type: none">Non-contrast C.O.M = 5.5 yd1 = Back and arms (Fabric Contrast 1) C.O.M. = 4 yd2 = Seat (Fabric Contrast 2) C.O.M. = 1.75 yd | | Non-contrast | AAPCCC/NC | <input type="checkbox"/> <input type="checkbox"/> <input type="checkbox"/> <input type="checkbox"/> | | <input type="checkbox"/> <input type="checkbox"/> <input type="checkbox"/> | <input type="checkbox"/> <input type="checkbox"/> <input type="checkbox"/> | <input type="checkbox"/> <input type="checkbox"/> | 110.0# | \$ 4415 | \$ 4646 | \$ 4707 | \$ 4782 | \$ 4829 | \$ 4928 | \$ 5024 | \$ 5146 | \$ 5389 | \$ 5631 | \$ 5874 | \$ 6360 | \$ 218 | |
| | | | Contrast | AAPCCC/FC | <input type="checkbox"/> <input type="checkbox"/> <input type="checkbox"/> <input type="checkbox"/> | <input type="checkbox"/> <input type="checkbox"/> <input type="checkbox"/> <input type="checkbox"/> | <input type="checkbox"/> <input type="checkbox"/> <input type="checkbox"/> | <input type="checkbox"/> <input type="checkbox"/> <input type="checkbox"/> | <input type="checkbox"/> <input type="checkbox"/> | 110.0# | 4568 | 4797 | 4858 | 4932 | 4981 | 5076 | 5175 | 5298 | 5540 | 5784 | 6026 | 6513 | 218 | |
| | | | | | | | | | | | | | | | | | | | | | | | | |
| | | | | | | | | | | | | | | | | | | | | | | | | |
| | | | | | | | | | | | | | | | | | | | | | | | | |
| AFMS | | | | | | | | | | | | | | | | | | | | | | | | |
| | | | | A | B | C | D | E | F | G | | | | | | | | | | | | | | |

HOW TO ORDER

Indicate the following information on order form:

- Quantity of each item.
- Model number, including options. See “How To Build a Model Number”.
- Any special service required.

Note:

- The ☐ indicates that a choice is required.
- The absence of the ☐ indicates that no choice is required.
- Alpha-numeric characters in place of ☐ indicate that no other alternatives are available.

HOW TO BUILD A MODEL NUMBER

- A**Select basic model.
- B**Select non-contrast or fabric contrast 1. Refer to ki.com/fabrics
- C**Select fabric contrast 2. Refer to ki.com/fabrics
- D**Select wood finish color.* Refer to the **Product Color Options** page in this price list.
*For Kensington Maple add upcharge.
- E**Select armcaps.

WAC

- Wood armcaps (pair)

PAC

- Black poly; add \$493

Upcharge for four armcaps.
- F**Select glide option.

NG

- Nylon glides

PG

- Polycarbonate glides

RG

- Rubber glides

FG

- Felt glides

- G**Select moisture barrier.

MB

- Moisture barrier

NMB

- No moisture barrier

See pricing column for moisture barrier upcharge.

INFORMATION

C.O.M. and C.O.L. Requirements
C.O.M. yardage requirements listed above are based on plain goods 54” wide. If less than 54” wide or fabrics requiring matching (stripes, plaids, prints, large patterns), additional yardage will be needed. Consult C.O.M. matrix for additional yardage needed. For C.O.M. fabric sent to KI-High Point on multiple rolls, add an additional yard of fabric per roll to the yardage requirements.

C.O.L. Requirements
Figure 18 sq. ft. of leather (C.O.L.) for each yard shown (i.e., 4.75 x 18 = 85.5 sq ft).

Contrasting Upholstery
When contrasting fabric is chosen, price at highest in-grade.

Minimum Fabric/Leather Quantity
Minimum order for fabric is 1 yard. Minimum order for leather is 1 hide (approximately 50 sq. ft).

KENSINGTON MAPLE UPCHARGE

| | |
|---|-------|
| Kensington Maple requires extended leadtimes. | |
| Model | |
| AAOC/NC | \$59 |
| AAOC/FC | \$59 |
| AAOCC/NC | \$124 |
| AAOCC/FC | \$124 |
| AAOCCC/NC | \$166 |
| AAOCCC/FC | \$166 |
| AAPC/NC | \$59 |
| AAPC/FC | \$59 |
| AAPCC/NC | \$124 |
| AAPCC/FC | \$124 |
| AAPCCC/NC | \$166 |
| AAPCCC/FC | \$166 |
| A033/NC | \$97 |
| A033/FC | \$97 |

SPECIAL SERVICES

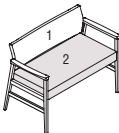
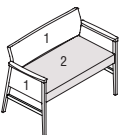
Special Carton Marking

| | |
|-----------------------------------|-----|
| With specially marked information | N/C |
|-----------------------------------|-----|

Shipping
Ships **assembled, FOB High Point, NC 27263, freight prepaid.** Freight class 175

Specifications and prices are subject to change without prior notice.



| | | | MODEL NUMBER | | | | | | | | | | | | | | | | | | | | | | |
|---|--|--|--------------|-----------------------------------|-------------------|-------------|----------|--------------|------------------|----------|---------|-------------------------|--------------|---------|---------|------------------|---------|---------|---------|---------|---------|---------|-----------------|-----------------|------------------------------------|
| | | | Basic Model | Non-Contrast or Fabric Contrast 1 | Fabric Contrast 2 | Wood Finish | Arm Cap | Glide Option | Moisture Barrier | | | | | | | | | | | | | | | | |
| MODEL | | | Features | | | | | | | | | Approx. Packaged Weight | Grade C.O.M. | Grade C | Grade D | Grade E & C.O.L. | Grade F | Grade G | Grade H | Grade I | Grade J | Grade K | Grade L Leather | Grade M Leather | Moisture Barrier add to list price |
|  | Loveseat (Open Arm) | | Non-contrast | A033/NC | □□□□ | □□□ | □□□ | □□ | □□□ | 70.0# | \$ 2176 | \$ 2313 | \$ 2350 | \$ 2394 | \$ 2423 | \$ 2482 | \$ 2539 | \$ 2609 | \$ 2755 | \$ 2900 | \$ 3045 | \$ 3332 | \$ 179 | | |
| | • Non-contrast C.O.M = 2.5 yd | | Contrast | A033/FC | □□□□ | □□□□ | □□□ | □□□ | □□ | □□□ | 70.0# | 2280 | 2416 | 2452 | 2497 | 2525 | 2584 | 2639 | 2711 | 2856 | 3003 | 3146 | 3434 | 179 | |
| | • 1 = Back (Fabric Contrast 1) C.O.M. = 1.75 yd | | | | | | | | | | | | | | | | | | | | | | | | |
| | • 2 = Seat (Fabric Contrast 2) C.O.M. = 1 yd | | | | | | | | | | | | | | | | | | | | | | | | |
| | | | | | | | | | | | | | | | | | | | | | | | | | |
| AFMS | | | | | | | | | | | | | | | | | | | | | | | | | |
|  | Loveseat (Closed Arm) | | Non-contrast | AP33/NC | □□□□ | □□□ | □□□ | □□ | □□□ | 75.0# | \$ 2365 | \$ 2556 | \$ 2608 | \$ 2670 | \$ 2710 | \$ 2790 | \$ 2869 | \$ 2973 | \$ 3175 | \$ 3376 | \$ 3580 | \$ 3985 | \$ 179 | | |
| | • Non-contrast C.O.M = 3.5 yd | | Contrast | AP33/FC | □□□□ | □□□□ | □□□ | □□□ | □□ | □□□ | 75.0# | 2466 | 2657 | 2710 | 2769 | 2812 | 2893 | 2973 | 3074 | 3277 | 3478 | 3681 | 4085 | 179 | |
| | • 1 = Back and arms (Fabric Contrast 1) C.O.M. = 2.25 yd | | | | | | | | | | | | | | | | | | | | | | | | |
| | • 2 = Seat (Fabric Contrast 2) C.O.M. = 1 yd | | | | | | | | | | | | | | | | | | | | | | | | |
| | | | | | | | | | | | | | | | | | | | | | | | | | |
| AFMS | | | | | | | | | | | | | | | | | | | | | | | | | |
| | | | | A | B | C | D | E | F | G | | | | | | | | | | | | | | | |

HOW TO ORDER

Indicate the following information on order form:

- Quantity of each item.
- Model number, including options. See “How To Build a Model Number”.
- Any special service required.

Note:

- The □ indicates that a choice is required.
- The absence of the □ indicates that no choice is required.
- Alpha-numeric characters in place of □ indicate that no other alternatives are available.

HOW TO BUILD A MODEL NUMBER

- A**Select basic model.
- B**Select non-contrast or fabric contrast 1. Refer to [ki.com/fabrics](#)
- C**Select fabric contrast 2. Refer to [ki.com/fabrics](#)
- D**Select wood finish color.* Refer to the **Product Color Options** page in this price list. *For Kensington Maple add upcharge.
- E**Select armcaps.

WAC - Wood armcaps (pair)

PAC - Black poly (pair); add \$256
- F**Select glide option.

NG - Nylon glides

PG - Polycarbonate glides

RG - Rubber glides

FG - Felt glides

- G**Select moisture barrier.

MB - Moisture barrier

NMB - No moisture barrier

See pricing column for moisture barrier upcharge.

INFORMATION

C.O.M. and C.O.L. Requirements
C.O.M. yardage requirements listed above are based on plain goods 54” wide. If less than 54” wide or fabrics requiring matching (stripes, plaids, prints, large patterns), additional yardage will be needed. Consult C.O.M. matrix for additional yardage needed. For C.O.M. fabric sent to Ki-High Point on multiple rolls, add an additional yard of fabric per roll to the yardage requirements.

C.O.L. Requirements
Figure 18 sq. ft. of leather (C.O.L.) for each yard shown (i.e., 4.75 x 18 = 85.5 sq ft).

Contrasting Upholstery
When contrasting fabric is chosen, price at highest in-grade.

Minimum Fabric/Leather Quantity
Minimum order for fabric is 1 yard. Minimum order for leather is 1 hide (approximately 50 sq. ft).

KENSINGTON MAPLE UPCHARGE

| | |
|---|-------|
| Kensington Maple requires extended leadtimes. | |
| Model | |
| AAOC/NC | \$59 |
| AAOC/FC | \$59 |
| AAOCC/NC | \$124 |
| AAOCC/FC | \$124 |
| AAOCCC/NC | \$166 |
| AAOCCC/FC | \$166 |
| AAPC/NC | \$59 |
| AAPC/FC | \$59 |
| AAPCC/NC | \$124 |
| AAPCC/FC | \$124 |
| AAPCCC/NC | \$166 |
| AAPCCC/FC | \$166 |
| A033/NC | \$97 |
| A033/FC | \$97 |

SPECIAL SERVICES

Special Carton Marking

With specially marked information N/C

Shipping
Ships **assembled, FOB High Point, NC 27263, freight prepaid.** Freight class 175

Specifications and prices are subject to change without prior notice.



| | Low-Back Armless Lounge (3323A) | Low-Back Armless Loveseat (3333A) | Low-Back Armless Sofa (3343A) | Low-Back Open Arm Lounge (3323) | Low-Back Open Arm Loveseat (3333) | Low-Back Open Arm Sofa (3343) |
|--------------------|---------------------------------|-----------------------------------|-------------------------------|---------------------------------|-----------------------------------|-------------------------------|
| General Dimensions | | | | | | |
| Seat width | 27-1/2" | 52" | 75" | 27-1/2" | 52" | 75" |
| Seat depth | 20-1/2" | 19" | 19" | 20-1/2" | 19" | 19" |
| Seat height | 18" | 18" | 18" | 18" | 18" | 18" |
| Arm width | | | | 3" | 3" | 3" |
| Arm height | | | | 28" | 28" | 28" |
| Overall Dimensions | | | | | | |
| Width | 27-1/2" | 52" | 75" | 32" | 56" | 79" |
| Depth | 27" | 27" | 27" | 29" | 29" | 29" |
| Height | 33" | 33" | 33" | 33" | 33" | 33" |



| | Low-Back Closed Arm Lounge (3123) | Low-Back Closed Arm Loveseat (3133) | Low-Back Closed Arm Sofa (3143) |
|--------------------|-----------------------------------|-------------------------------------|---------------------------------|
| General Dimensions | | | |
| Seat width | 23-1/2" | 48" | 70" |
| Seat depth | 19" | 19" | 19" |
| Seat height | 18" | 18" | 18" |
| Arm width | 4" | 4" | 4" |
| Arm height | 26-1/2" | 26-1/2" | 26-1/2" |
| Overall Dimensions | | | |
| Width | 31-1/2" | 54" | 79" |
| Depth | 28-1/2" | 27" | 27" |
| Height | 31-1/2" | 31-1/2" | 31-1/2" |

UPHOLSTERY INFORMATION

C.O.M. Fabric
For C.O.M. fabric sent to KI-High Point on multiple rolls, add an additional yard of fabric per roll to the yardage requirements. Multiple rolls have shorter pieces of fabric on them and do not allow nesting and stacking of the fabric to achieve the best yeild as is done with one large roll. This results in yardage shortages and requests for additional fabric from the client, which can delay an order. For each roll that is sent, one yard needs to be added to one of the rolls, not separately.

Fabric Disclaimer
Fabric will be applied as swatched by the fabric manufacturer. Fabric that is required to be applied differently than is swatched will need a Product Modification Request written specifying the direction the fabric is to be applied.

FINISH INFORMATION

Color Match
KI offers the additional option of color matching paint, polypropylene, or wood stain through Product Modification Requests. Contact Customer Service for details.

INFORMATION

Warranty
Refer to KI Terms & Conditions document or visit ki.com



| | High-Back Armless Lounge (3023A) | High-Back Armless Loveseat (3033A) | High-Back Armless Sofa (3043A) | High-Back Open Arm Lounge (3023) | High-Back Open Arm Loveseat (3033) | High-Back Open Arm Sofa (3043) |
|--------------------|----------------------------------|------------------------------------|--------------------------------|----------------------------------|------------------------------------|--------------------------------|
| General Dimensions | | | | | | |
| Seat width | 27-1/2" | 52" | 75" | 27" | 52" | 75" |
| Seat depth | 20-1/2" | 19" | 19" | 20-1/2" | 19" | 19" |
| Seat height | 18" | 18" | 18" | 18" | 18" | 18" |
| Arm width | | | | 3" | 3" | 3" |
| Arm height | | | | 28" | 28" | 28" |
| Overall Dimensions | | | | | | |
| Width | 27-1/2" | 52" | 75" | 32" | 57" | 80" |
| Depth | 32" | 31" | 31" | 32" | 31" | 31" |
| Height | 43" | 43" | 43" | 43" | 43" | 43" |



| | | |
|---|---|---|
| High-Back Armless Lounge with Wings (3023A/WWB) | High-Back Armless Loveseat with Wings (3033A/WWB) | High-Back Armless Sofa with Wings (3043A/WWB) |
|---|---|---|



| | High-Back Closed Arm Lounge (3223) | Hig-Back Closed Arm Loveseat (3233) | High-Back Closed Arm Sofa (3243) |
|--------------------|------------------------------------|-------------------------------------|----------------------------------|
| General Dimensions | | | |
| Seat width | 23-1/2" | 48" | 70" |
| Seat depth | 19" | 19" | 19" |
| Seat height | 18" | 18" | 18" |
| Arm width | 4" | 4" | 4" |
| Arm height | 26-1/2" | 26-1/2" | 26-1/2" |
| Overall Dimensions | | | |
| Width | 31-1/2" | 54" | 79" |
| Depth | 31" | 30" | 30" |
| Height | 43" | 43" | 43" |



| | | |
|---|---|---|
| High-Back Closed Arm Lounge with Wings (3223/WWB) | High-Back Closed Arm Loveseat with Wings (3233/WWB) | High-Back Closed Arm Sofa with Wings (3243/WWB) |
|---|---|---|

UPHOLSTERY INFORMATION

C.O.M. Fabric
For C.O.M. fabric sent to KI-High Point on multiple rolls, add an additional yard of fabric per roll to the yardage requirements. Multiple rolls have shorter pieces of fabric on them and do not allow nesting and stacking of the fabric to achieve the best yeild as is done with one large roll. This results in yardage shortages and requests for additional fabric from the client, which can delay an order. For each roll that is sent, one yard needs to be added to one of the rolls, not separately.

Fabric Disclaimer
Fabric will be applied as swatched by the Fabric will be applied as swatched by the fabric manufacturer. Fabric that is required to be applied differently than is swatched will need a Product Modification Request written specifying the direction the fabric is to be applied.

FINISH INFORMATION

Color Match
KI offers the additional option of color matching paint, polypropylene, or wood stain through Product Modification Requests. Contact Customer Service for details.

INFORMATION

Warranty
Refer to KI Terms & Conditions document or visit ki.com



Rectangle End Table - 16" High
(9704/9708)



Rectangle End Table - 22" High
(9701/9705)



Square Lamp Table
(9702/9706)

Rectangular Coffee Table
(9703/9707)

| Overall Dimensions | | | | |
|--------------------|-----|-----|-----|-----|
| Width | 20" | 20" | 24" | 42" |
| Depth | 24" | 24" | 24" | 24" |
| Height | 16" | 22" | 22" | 16" |

FINISH INFORMATION

Color Match
KI offers the additional option of color matching paint, polypropylene, or wood stain through Product Modification Requests. Contact Customer Service for details.

INFORMATION

Warranty
Refer to KI Terms & Conditions document or visit ki.com



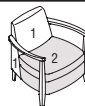
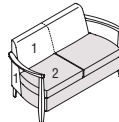
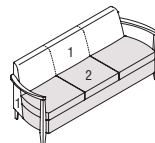
| | | | |
|---------------------------------------|-----|--|-----|
| Wood Finish - Core | | Table Top Surface Finish--Grade 1 Standard Laminate | |
| Cherry Storm on Beech | BCX | Beigewood | LBZ |
| Cinnamon on Beech | BCN | Belair | LBQ |
| Cocoa on Beech | BCA | Biltmore Cherry | LBT |
| Eclipse Black on Beech | BEB | Black | LBK |
| Florence Walnut on Beech | BFC | Brighton Walnut | LBW |
| Kensington Maple on Maple | MMA | Castle Oak | LCO |
| Monticello Maple on Beech | BMT | Casual Linen | LCU |
| Natural on Beech | BNA | Cherry Storm | LCX |
| River Cherry on Beech | BRY | Cocobala | LCC |
| Kensington Maple requires an upcharge | | Crisp Linen | LRI |
| | | Designer White | LDR |
| | | Dove Grey | LDG |
| | BCX | Florence Walnut | LFC |
| | BCN | Friston Ash | LFH |
| | BCA | Frosty White | LFW |
| | BEB | Graphite Nebula | LGN |
| | BFC | Grey | LGE |
| | MMA | High Rise | LHE |
| | BMT | Hollyberry | LHY |
| Kensington Maple requires an upcharge | BNA | Island | LID |
| | BRY | Italian Silver Ash | LIT |
| | | Kensington Maple | LKM |
| | | Lapis Blue | LLB |
| | | Monticello Maple | LMT |
| | | North Sea | LNA |
| | | Ocean | LON |
| | | Pinnacle Walnut | LPW |
| | | River Cherry | LRY |
| | | Shadow Zephyr | LSR |
| | | Sterling Ash | LAZ |
| | | Titanium Evolv | LTV |
| | | White Nebula | LWL |
| | | White Sand | LWN |
| | | Windsor Mahogany | LWY |
| | | Table Top Surface Finish--Grade 2 Standard Laminate | |
| | | Akira | LAK |
| | | Black Alicante | LBY |
| | | Black Hills Oak | LBH |
| | | Calcutta Marble | LCQ |
| | | Dering Forest | LDF |
| | | Fawn Cypress | LFQ |
| | | Ice Mist | LIM |
| | | Markerboard White | LMK |
| | | Valley Forge Elm | LVF |
| | | White River Forest | LWR |
| | | Table Top Surface Finish--Grade 3 Standard Laminate | |
| | | Black Velvet | LBV |
| | | Cumberland Walnut | LCJ |
| | | Designer White Velvet | LDE |
| | | Hartley Walnut | LHW |
| | | Nile Velvet | LNL |
| | | Raleigh Walnut | LRW |
| | | Solano Walnut | LSG |
| | | Spruce Velvet | LSC |

Finish Cards

View color swatches for items listed within this document.

- Paints
- Wood/Veneer
- Molded Edges
- Hard Plastics
- Plastics/Poly
- Laminates
- Edge Styles
- Glass

Certain options referenced may not be available on GSA Schedule.

| | | | MODEL NUMBER | | | | | | | | | | | | | | | | | | | | | |
|---|--|--|--------------|-----------------------------------|-------------------|-------------|--------------|----------------|------------------|-------------------------|--------------|---------|---------|------------------|---------|---------|---------|---------|---------|---------|-----------------|-----------------|------------------------------------|--------|
| | | | Basic Model | Non-Contrast or Fabric Contrast 1 | Fabric Contrast 2 | Wood Finish | Glide Option | Wallsaver Feet | Moisture Barrier | | | | | | | | | | | | | | | |
| MODEL | | | Features | | | | | | | Approx. Packaged Weight | Grade C.O.M. | Grade C | Grade D | Grade E & C.O.L. | Grade F | Grade G | Grade H | Grade I | Grade J | Grade K | Grade L Leather | Grade M Leather | Moisture Barrier add to list price | |
|  AFLS | Low-Back Lounge Chair (Open Arm) <ul style="list-style-type: none">• Non-contrast C.O.M = 3.5 yd• 1 = Back and side panels (Fabric Contrast 1) C.O.M. = 1.75 yd• 2 = Seat (Fabric Contrast 2) C.O.M. = 1.5 yd | | Non-contrast | 3323/NC | □□□□ | | □□□ | □□ | □□□ | □□□ | 75.0# | \$ 3048 | \$ 3306 | \$ 3376 | \$ 3456 | \$ 3511 | \$ 3621 | \$ 3729 | \$ 3866 | \$ 4138 | \$ 4413 | \$ 4684 | \$ 5230 | \$ 214 |
| | | | Contrast | 3323/FC | □□□□ | □□□□ | □□□ | □□ | □□□ | □□□ | 75.0# | 3121 | 3381 | 3450 | 3531 | 3587 | 3695 | 3803 | 3940 | 4215 | 4486 | 4759 | 5307 | 214 |
| | | | | | | | | | | | | | | | | | | | | | | | | |
| | | | | | | | | | | | | | | | | | | | | | | | | |
| | | | | | | | | | | | | | | | | | | | | | | | | |
|  AFLS | Low-Back Loveseat (Open Arm) <ul style="list-style-type: none">• Non-contrast C.O.M = 5.25 yd• 1 = Back and side panels (Fabric Contrast 1) C.O.M. = 2.5 yd• 2 = Seat (Fabric Contrast 2) C.O.M. = 2.5 yd | | Non-contrast | 3333/NC | □□□□ | | □□□ | □□ | □□□ | □□□ | 105.0# | \$ 3521 | \$ 3941 | \$ 4049 | \$ 4181 | \$ 4269 | \$ 4447 | \$ 4622 | \$ 4843 | \$ 5284 | \$ 5724 | \$ 6163 | \$ 7046 | \$ 259 |
| | | | Contrast | 3333/FC | □□□□ | □□□□ | □□□ | □□ | □□□ | □□□ | 105.0# | 3637 | 4055 | 4164 | 4298 | 4386 | 4563 | 4739 | 4958 | 5399 | 5842 | 6280 | 7162 | 259 |
| | | | | | | | | | | | | | | | | | | | | | | | | |
| | | | | | | | | | | | | | | | | | | | | | | | | |
| | | | | | | | | | | | | | | | | | | | | | | | | |
|  AFLS | Low-Back Sofa (Open Arm) <ul style="list-style-type: none">• Non-contrast C.O.M = 7.25 yd• 1 = Back and side panels (Fabric Contrast 1) C.O.M. = 3.5 yd• 2 = Seat (Fabric Contrast 2) C.O.M. = 3.5 yd | | Non-contrast | 3343/NC | □□□□ | | □□□ | □□ | □□□ | □□□ | 140.0# | \$ 4205 | \$ 4728 | \$ 4864 | \$ 5032 | \$ 5141 | \$ 5361 | \$ 5580 | \$ 5856 | \$ 6407 | \$ 6957 | \$ 7507 | \$ 8610 | \$ 284 |
| | | | Contrast | 3343/FC | □□□□ | □□□□ | □□□ | □□ | □□□ | □□□ | 140.0# | 4350 | 4872 | 5010 | 5176 | 5287 | 5507 | 5728 | 6002 | 6553 | 7103 | 7653 | 8755 | 284 |
| | | | | | | | | | | | | | | | | | | | | | | | | |
| | | | | | | | | | | | | | | | | | | | | | | | | |
| | | | | | | | | | | | | | | | | | | | | | | | | |
| | | | | A | B | C | D | E | F | G | | | | | | | | | | | | | | |

HOW TO ORDER

- Indicate the following information on order form:
- Quantity of each item.
 - Model number, including options. See “How To Build a Model Number”.
 - Any special service required.

Note:

- The ☐ indicates that a choice is required.
- The absence of the ☐ indicates that no choice is required.
- Alpha-numeric characters in place of ☐ indicate that no other alternatives are available.

HOW TO BUILD A MODEL NUMBER

- A**Select basic model.
- B**Select non-contrast or fabric contrast 1. Refer to [ki.com/fabrics](https://www.ki.com/fabrics)
- C**Select fabric contrast 2. Refer to [ki.com/fabrics](https://www.ki.com/fabrics)
- D**Select wood finish color.* Refer to the **Product Color Options** page in this price list. *For Kensington Maple add upcharge.
- E**Select glide option.
- | | |
|----|------------------------|
| NG | - Nylon glides |
| PG | - Polycarbonate glides |
| RG | - Rubber glides |
| FG | - Felt glides |
- F**Select wallsaver feet.
- | | |
|-----|----------------------------|
| NWF | - No wallsaver feet |
| WWF | - Wallsaver feet; add \$37 |

- G**Select moisture barrier.
- | | |
|-----|-----------------------|
| MB | - Moisture barrier |
| NMB | - No moisture barrier |
- See pricing column for moisture barrier upcharge.

KENSINGTON MAPLE UPCHARGE

| | | | |
|---|-------|-------|-------|
| Kensington Maple requires extended leadtimes. | | | |
| Model | | | |
| 3323A | \$24 | 3023A | \$24 |
| 3333A | \$24 | 3033A | \$24 |
| 3343A | \$24 | 3043A | \$24 |
| 3323 | \$117 | 3023 | \$117 |
| 3333 | \$117 | 3033 | \$117 |
| 3343 | \$117 | 3043 | \$117 |
| 3123 | \$54 | 3223 | \$54 |
| 3133 | \$54 | 3233 | \$54 |
| 3143 | \$54 | 3243 | \$54 |

MOISTURE BARRIER UPCHARGE

To order with moisture barrier add /MB to the model number and add upcharge.

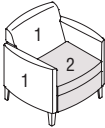
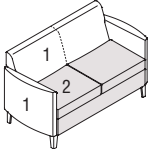
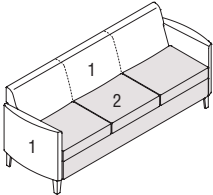
SPECIAL SERVICES

Special Carton Marking

| | |
|-----------------------------------|-----|
| With specially marked information | N/C |
|-----------------------------------|-----|

Shipping
Ships **assembled, FOB High Point, NC 27263, freight prepaid.** Freight class 175

Specifications and prices are subject to change without prior notice.

| | | MODEL NUMBER | | | | | | | | | | | | | | | | | | | | | | |
|---|--------------|--------------|-----------------------------------|-------------------|---------|-------------|--------------|----------------|------------|------------------|-------------------------|--------------|---------|---------|------------------|---------|---------|---------|---------|---------|---------|-----------------|-----------------|------------------------------------|
| | | Basic Model | Non-Contrast or Fabric Contrast 1 | Fabric Contrast 2 | Arm Cap | Wood Finish | Glide Option | Wallsaver Feet | Leg Option | Moisture Barrier | Approx. Packaged Weight | Grade C.O.M. | Grade C | Grade D | Grade E & C.O.L. | Grade F | Grade G | Grade H | Grade I | Grade J | Grade K | Grade L Leather | Grade M Leather | Moisture Barrier add to list price |
| <div></div> <div>AFLS</div> <div>Low-Back Lounge Chair (Closed Arm)</div> <div><ul style="list-style-type: none">Non-contrast C.O.M = 4.5 yd1 = Back and side panels (Fabric Contrast 1) C.O.M. = 4 yd2 = Seat (Fabric Contrast 2) C.O.M. = 1.25 yd</div> | Non-contrast | 3123/NC | □□□□ | | □□ | □□□ | □□ | □□□ | | □□□ | 90.0# | \$ 2469 | \$ 2707 | \$ 2766 | \$ 2840 | \$ 2891 | \$ 2989 | \$ 3090 | \$ 3213 | \$ 3461 | \$ 3707 | \$ 3956 | \$ 4452 | \$ 214 |
| | Contrast | 3123/FC | □□□□ | □□□□ | □□ | □□□ | □□ | □□□ | | □□□ | 90.0# | 2545 | 2781 | 2842 | 2919 | 2966 | 3065 | 3165 | 3289 | 3536 | 3784 | 4032 | 4527 | 214 |
| | | | | | | | | | | | | | | | | | | | | | | | | |
| | | | | | | | | | | | | | | | | | | | | | | | | |
| | | | | | | | | | | | | | | | | | | | | | | | | |
| | | | | | | | | | | | | | | | | | | | | | | | | |
| | | | | | | | | | | | | | | | | | | | | | | | | |
| | | | | | | | | | | | | | | | | | | | | | | | | |
| | | | | | | | | | | | | | | | | | | | | | | | | |
| | | | | | | | | | | | | | | | | | | | | | | | | |
| | | | | | | | | | | | | | | | | | | | | | | | | |
| <div></div> <div>AFLS</div> <div>Low-Back Loveseat (Closed Arm)</div> <div><ul style="list-style-type: none">Non-contrast C.O.M = 6.5 yd1 = Back and side panels (Fabric Contrast 1) C.O.M. = 4.5 yd2 = Seat (Fabric Contrast 2) C.O.M. = 2.25 yd</div> | Non-contrast | 3133/NC | □□□□ | | □□ | □□□ | □□ | □□□ | □□□□ | □□□ | 125.0# | \$ 2952 | \$ 3371 | \$ 3479 | \$ 3615 | \$ 3701 | \$ 3875 | \$ 4052 | \$ 4273 | \$ 4713 | \$ 5154 | \$ 5594 | \$ 6476 | \$ 259 |
| | Contrast | 3133/FC | □□□□ | □□□□ | □□ | □□□ | □□ | □□□ | □□□□ | □□□ | 125.0# | 3066 | 3487 | 3596 | 3728 | 3816 | 3993 | 4168 | 4388 | 4827 | 5270 | 5710 | 6592 | 259 |
| | | | | | | | | | | | | | | | | | | | | | | | | |
| | | | | | | | | | | | | | | | | | | | | | | | | |
| | | | | | | | | | | | | | | | | | | | | | | | | |
| | | | | | | | | | | | | | | | | | | | | | | | | |
| | | | | | | | | | | | | | | | | | | | | | | | | |
| | | | | | | | | | | | | | | | | | | | | | | | | |
| | | | | | | | | | | | | | | | | | | | | | | | | |
| | | | | | | | | | | | | | | | | | | | | | | | | |
| | | | | | | | | | | | | | | | | | | | | | | | | |
| <div></div> <div>AFLS</div> <div>Low-Back Sofa (Closed Arm)</div> <div><ul style="list-style-type: none">Non-contrast C.O.M = 8.25 yd1 = Back and side panels (Fabric Contrast 1) C.O.M. = 5 yd2 = Seat (Fabric Contrast 2) C.O.M. = 3.25 yd</div> | Non-contrast | 3143/NC | □□□□ | | □□ | □□□ | □□ | □□□ | | □□□ | 165.0# | \$ 3912 | \$ 4433 | \$ 4572 | \$ 4739 | \$ 4849 | \$ 5067 | \$ 5288 | \$ 5563 | \$ 6114 | \$ 6665 | \$ 7215 | \$ 8317 | \$ 284 |
| | Contrast | 3143/FC | □□□□ | □□□□ | □□ | □□□ | □□ | □□□ | | □□□ | 165.0# | 4056 | 4579 | 4717 | 4883 | 4993 | 5213 | 5435 | 5709 | 6260 | 6809 | 7362 | 8463 | 284 |
| | | | | | | | | | | | | | | | | | | | | | | | | |
| | | | | | | | | | | | | | | | | | | | | | | | | |
| | | | | | | | | | | | | | | | | | | | | | | | | |
| | | | | | | | | | | | | | | | | | | | | | | | | |
| | | | | | | | | | | | | | | | | | | | | | | | | |
| | | | | | | | | | | | | | | | | | | | | | | | | |
| | | | | | | | | | | | | | | | | | | | | | | | | |
| | | | | | | | | | | | | | | | | | | | | | | | | |
| | | | | | | | | | | | | | | | | | | | | | | | | |

HOW TO ORDER

- Indicate the following information on order form:
- Quantity of each item.
 - Model number, including options. See “How To Build a Model Number”.
 - Any special service required.

Note:

- The ☐ indicates that a choice is required.
- The absence of the ☐ indicates that no choice is required.
- Alpha-numeric characters in place of ☐ indicate that no other alternatives are available.

HOW TO BUILD A MODEL NUMBER

- A**Select basic model.
- B**Select non-contrast or fabric contrast 1.
Refer to [ki.com/fabrics](#)
- C**Select fabric contrast 2.
Refer to [ki.com/fabrics](#)
- D**Select wood armcaps.

NAC

- No armcap

WAC

- Wood armcaps (pair); add \$298
- E**Select wood finish color.*
Refer to the **Product Color Options** page in this price list.
*For Kensington Maple add upcharge.
- F**Select glide option.

NG

- Nylon glides

PG

- Polycarbonate glides

RG

- Rubber glides

FG

- Felt glides

- G**Select wallsaver feet.

NWF

- No wallsaver feet

WWF

- Wallsaver feet; add \$37
- H**Select bariatric leg option.

BRL

- Bariatric leg; add \$111

NBRL

- No Bariatric leg
- I**Select moisture barrier.

MB

- Moisture barrier

NMB

- No moisture barrier

See pricing column for moisture barrier upcharge.

KENSINGTON MAPLE UPCHARGE

Kensington Maple requires extended leadtimes.

| Model | | | |
|-------|-------|-------|-------|
| 3323A | \$24 | 3023A | \$24 |
| 3333A | \$24 | 3033A | \$24 |
| 3343A | \$24 | 3043A | \$24 |
| 3323 | \$117 | 3023 | \$117 |
| 3333 | \$117 | 3033 | \$117 |
| 3343 | \$117 | 3043 | \$117 |
| 3123 | \$54 | 3223 | \$54 |
| 3133 | \$54 | 3233 | \$54 |
| 3143 | \$54 | 3243 | \$54 |

MOISTURE BARRIER UPCHARGE

To order with moisture barrier add /MB to the model number and add upcharge.

SPECIAL SERVICES


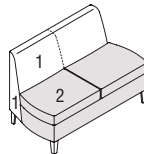
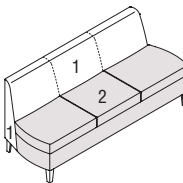
Special Carton Marking

With specially marked information N/C

Shipping
Ships **assembled, FOB High Point, NC 27263, freight prepaid.** Freight class 175

Specifications and prices are subject to change without prior notice.



| | | MODEL NUMBER | | | | | | | | | | | | | | | | | | | | | |
|--|--------------|--------------|-----------------------------------|-------------------|-------------|--------------|----------------|------------|------------------|-------------------------|--------------|---------|---------|------------------|---------|---------|---------|---------|---------|---------|-----------------|-----------------|------------------------------------|
| | | Basic Model | Non-Contrast or Fabric Contrast 1 | Fabric Contrast 2 | Wood Finish | Glide Option | Wallsaver Feet | Leg Option | Moisture Barrier | | | | | | | | | | | | | | |
| Features | | | | | | | | | | Approx. Packaged Weight | Grade C.O.M. | Grade C | Grade D | Grade E & C.O.L. | Grade F | Grade G | Grade H | Grade I | Grade J | Grade K | Grade L Leather | Grade M Leather | Moisture Barrier add to list price |
|  | Non-contrast | 3323A/NC | □□□□ | | □□□ | □□ | □□□ | | □□□ | 70.0# | \$ 2444 | \$ 2708 | \$ 2776 | \$ 2857 | \$ 2914 | \$ 3023 | \$ 3134 | \$ 3270 | \$ 3546 | \$ 3822 | \$ 4099 | \$ 4648 | \$ 214 |
| | Contrast | 3323A/FC | □□□□ | □□□□ | □□□ | □□ | □□□ | | □□□ | 70.0# | 2521 | 2782 | 2851 | 2932 | 2988 | 3099 | 3210 | 3347 | 3622 | 3898 | 4173 | 4723 | 214 |
| | | | | | | | | | | | | | | | | | | | | | | | |
| | | | | | | | | | | | | | | | | | | | | | | | |
| | | | | | | | | | | | | | | | | | | | | | | | |
| | | | | | | | | | | | | | | | | | | | | | | | |
| AFLS | | | | | | | | | | | | | | | | | | | | | | | |
| Low-Back Lounge Chair (Armless) | | | | | | | | | | | | | | | | | | | | | | | |
| • Non-contrast C.O.M = 3 yd | | | | | | | | | | | | | | | | | | | | | | | |
| • 1 = Back and side panels (Fabric Contrast 1) C.O.M. = 1.75 yd | | | | | | | | | | | | | | | | | | | | | | | |
| • 2 = Seat (Fabric Contrast 2) C.O.M. = 1.5 yd | | | | | | | | | | | | | | | | | | | | | | | |
|  | Non-contrast | 3333A/NC | □□□□ | | □□□ | □□ | □□□ | □□□□ | □□□ | 100.0# | \$ 2941 | \$ 3190 | \$ 3254 | \$ 3335 | \$ 3388 | \$ 3491 | \$ 3596 | \$ 3727 | \$ 3990 | \$ 4250 | \$ 4515 | \$ 5038 | \$ 259 |
| | Contrast | 3333A/FC | □□□□ | □□□□ | □□□ | □□ | □□□ | □□□□ | □□□ | 100.0# | 3051 | 3299 | 3365 | 3445 | 3497 | 3601 | 3707 | 3837 | 4099 | 4361 | 4624 | 5148 | 259 |
| | | | | | | | | | | | | | | | | | | | | | | | |
| | | | | | | | | | | | | | | | | | | | | | | | |
| | | | | | | | | | | | | | | | | | | | | | | | |
| | | | | | | | | | | | | | | | | | | | | | | | |
| AFLS | | | | | | | | | | | | | | | | | | | | | | | |
| Low-Back Loveseat (Armless) | | | | | | | | | | | | | | | | | | | | | | | |
| • Non-contrast C.O.M = 5.25 yd | | | | | | | | | | | | | | | | | | | | | | | |
| • 1 = Back and side panels (Fabric Contrast 1) C.O.M. = 2.5 yd | | | | | | | | | | | | | | | | | | | | | | | |
| • 2 = Seat (Fabric Contrast 2) C.O.M. = 2.5 yd | | | | | | | | | | | | | | | | | | | | | | | |
|  | Non-contrast | 3343A/NC | □□□□ | | □□□ | □□ | □□□ | | □□□ | 120.0# | \$ 3865 | \$ 4388 | \$ 4527 | \$ 4693 | \$ 4802 | \$ 5022 | \$ 5241 | \$ 5517 | \$ 6068 | \$ 6621 | \$ 7170 | \$ 8270 | \$ 284 |
| | Contrast | 3343A/FC | □□□□ | □□□□ | □□□ | □□ | □□□ | | □□□ | 120.0# | 4012 | 4535 | 4671 | 4838 | 4949 | 5167 | 5389 | 5661 | 6215 | 6765 | 7316 | 8415 | 284 |
| | | | | | | | | | | | | | | | | | | | | | | | |
| | | | | | | | | | | | | | | | | | | | | | | | |
| | | | | | | | | | | | | | | | | | | | | | | | |
| | | | | | | | | | | | | | | | | | | | | | | | |
| AFLS | | | | | | | | | | | | | | | | | | | | | | | |
| Low-Back Sofa (Armless) | | | | | | | | | | | | | | | | | | | | | | | |
| • Non-contrast C.O.M = 7.25 yd | | | | | | | | | | | | | | | | | | | | | | | |
| • 1 = Back and side panels (Fabric Contrast 1) C.O.M. = 3.5 yd | | | | | | | | | | | | | | | | | | | | | | | |
| • 2 = Seat (Fabric Contrast 2) C.O.M. = 3.5 yd | | | | | | | | | | | | | | | | | | | | | | | |
| | | | | | | | | | | | | | | | | | | | | | | | |
| | | | | | | | | | | | | | | | | | | | | | | | |
| | | | | | | | | | | | | | | | | | | | | | | | |
| | | | | | | | | | | | | | | | | | | | | | | | |
| | | | | | | | | | | | | | | | | | | | | | | | |
| | | | | | | | | | | | | | | | | | | | | | | | |
| | | | | | | | | | | | | | | | | | | | | | | | |
| | | | | | | | | | | | | | | | | | | | | | | | |
| | | | | | | | | | | | | | | | | | | | | | | | |
| | | | | | | | | | | | | | | | | | | | | | | | |
| | | | | | | | | | | | | | | | | | | | | | | | |
| | | | | | | | | | | | | | | | | | | | | | | | |
| | | | | | | | | | | | | | | | | | | | | | | | |
| | | | | | | | | | | | | | | | | | | | | | | | |
| | | | | | | | | | | | | | | | | | | | | | | | |
| | | | | | | | | | | | | | | | | | | | | | | | |
| | | | | | | | | | | | | | | | | | | | | | | | |
| | | | | | | | | | | | | | | | | | | | | | | | |
| | | | | | | | | | | | | | | | | | | | | | | | |
| | | | | | | | | | | | | | | | | | | | | | | | |
| | | | | | | | | | | | | | | | | | | | | | | | |
| | | | | | | | | | | | | | | | | | | | | | | | |
| | | | | | | | | | | | | | | | | | | | | | | | |
| | | | | | | | | | | | | | | | | | | | | | | | |
| | | | | | | | | | | | | | | | | | | | | | | | |
| | | | | | | | | | | | | | | | | | | | | | | | |
| | | | | | | | | | | | | | | | | | | | | | | | |
| | | | | | | | | | | | | | | | | | | | | | | | |
| | | | | | | | | | | | | | | | | | | | | | | | |
| | | | | | | | | | | | | | | | | | | | | | | | |
| | | | | | | | | | | | | | | | | | | | | | | | |
| | | | | | | | | | | | | | | | | | | | | | | | |
| | | | | | | | | | | | | | | | | | | | | | | | |

A B C D E F G

Indicate the following information on order form:

1. Quantity of each item.
2. Model number, including options. See "How To Build a Model Number".
3. Any special service required.

- The absence of the ☐ indicates that no choice is required.
- Alpha-numeric characters in place of ☐ indicate that no other alternatives are available.

A Select basic model.

B Select non-contrast or fabric contrast 1.
Refer to [**ki.com/fabrics**](http://ki.com/fabrics)

D Select wood finish color.*
Refer to the **Product Color Options** page in this price list.
*For Kensington Maple add upcharge.

F Select wallsaver feet.

| | |
|------------|----------------------------|
| NWF | - No wallsaver feet |
| WWF | - Wallsaver feet; add \$37 |

G Select moisture barrier.

| | |
|------------|-----------------------|
| MB | - Moisture barrier |
| NMB | - No moisture barrier |

See pricing column for moisture barrier upcharge.

| | | | |
|-------|-------|-------|-------|
| Model | | | |
| 3323A | \$24 | 3023A | \$24 |
| 3333A | \$24 | 3033A | \$24 |
| 3343A | \$24 | 3043A | \$24 |
| 3323 | \$117 | 3023 | \$117 |
| 3333 | \$117 | 3033 | \$117 |
| 3343 | \$117 | 3043 | \$117 |
| 3123 | \$54 | 3223 | \$54 |
| 3133 | \$54 | 3233 | \$54 |
| 3143 | \$54 | 3243 | \$54 |

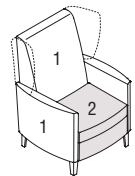
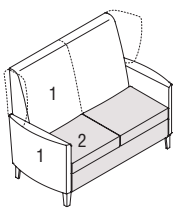
To order with moisture barrier add /MB to the model number and add upcharge.

With specially marked information N/C

Shipping
Ships **assembled, FOB High Point, NC 27263,**
freight prepaid. Freight class 175

Specifications and prices are subject to change without prior notice.



| | | MODEL NUMBER | | | | | | | | | | | | | | | | | | | | | | | | |
|---|--------------|--------------|-----------------------------------|-------------------|----------|-------------|--------------|----------------|-----------|------------|------------------|-------------------------|--------------|---------|---------|------------------|---------|---------|---------|---------|---------|---------|-----------------|-----------------|------------------------------------|--|
| | | Basic Model | Non-Contrast or Fabric Contrast 1 | Fabric Contrast 2 | Arm Cap | Wood Finish | Glide Option | Wallsaver Feet | Wing back | Leg Option | Moisture Barrier | | | | | | | | | | | | | | | |
| Features | | | | | | | | | | | | Approx. Packaged Weight | Grade C.O.M. | Grade C | Grade D | Grade E & C.O.L. | Grade F | Grade G | Grade H | Grade I | Grade J | Grade K | Grade L Leather | Grade M Leather | Moisture Barrier add to list price | |
|  | Non-contrast | 3223/NC | □□□□ | | □□ | □□□ | □□ | □□□ | □□□ | | □□□ | 105.0# | \$ 3053 | \$ 3340 | \$ 3417 | \$ 3508 | \$ 3567 | \$ 3689 | \$ 3809 | \$ 3962 | \$ 4262 | \$ 4567 | \$ 4870 | \$ 5475 | \$ 214 | |
| | Contrast | 3223/FC | □□□□ | □□□□ | □□ | □□□ | □□ | □□□ | □□□ | | □□□ | 105.0# | 3129 | 3417 | 3492 | 3583 | 3645 | 3763 | 3885 | 4039 | 4340 | 4643 | 4947 | 5551 | 214 | |
| | | | | | | | | | | | | | | | | | | | | | | | | | | |
| | | | | | | | | | | | | | | | | | | | | | | | | | | |
| | | | | | | | | | | | | | | | | | | | | | | | | | | |
| AFLS | | | | | | | | | | | | | | | | | | | | | | | | | | |
| High-Back Lounge Chair (Closed Arm) | | | | | | | | | | | | | | | | | | | | | | | | | | |
| • Non-contrast C.O.M = 4.75 yd | | | | | | | | | | | | | | | | | | | | | | | | | | |
| • 1 = Back and side panels (Fabric Contrast 1) C.O.M. = 4.5 yd | | | | | | | | | | | | | | | | | | | | | | | | | | |
| • 2 = Seat (Fabric Contrast 2) C.O.M. = 1.5 yd | | | | | | | | | | | | | | | | | | | | | | | | | | |
| • Optional wings (Fabric Contrast 1) C.O.M. = 2.5 yd | | | | | | | | | | | | | | | | | | | | | | | | | | |
| | | | | | | | | | | | | | | | | | | | | | | | | | | |
|  | Non-contrast | 3233/NC | □□□□ | | □□ | □□□ | □□ | □□□ | □□□ | □□□□ | □□□ | 150.0# | \$ 3735 | \$ 4206 | \$ 4329 | \$ 4479 | \$ 4577 | \$ 4776 | \$ 4976 | \$ 5223 | \$ 5718 | \$ 6213 | \$ 6708 | \$ 7700 | \$ 259 | |
| | Contrast | 3233/FC | □□□□ | □□□□ | □□ | □□□ | □□ | □□□ | □□□ | □□□□ | □□□ | 150.0# | 3851 | 4322 | 4447 | 4596 | 4694 | 4892 | 5090 | 5338 | 5834 | 6329 | 6827 | 7815 | 259 | |
| | | | | | | | | | | | | | | | | | | | | | | | | | | |
| | | | | | | | | | | | | | | | | | | | | | | | | | | |
| | | | | | | | | | | | | | | | | | | | | | | | | | | |
| AFLS | | | | | | | | | | | | | | | | | | | | | | | | | | |
| High-Back Loveseat (Closed Arm) | | | | | | | | | | | | | | | | | | | | | | | | | | |
| • Non-contrast C.O.M = 7.5 yd | | | | | | | | | | | | | | | | | | | | | | | | | | |
| • 1 = Back and side panels (Fabric Contrast 1) C.O.M. = 5.25 yd | | | | | | | | | | | | | | | | | | | | | | | | | | |
| • 2 = Seat (Fabric Contrast 2) C.O.M. = 2.5 yd | | | | | | | | | | | | | | | | | | | | | | | | | | |
| • Optional wings (Fabric Contrast 1) C.O.M. = 2 yd | | | | | | | | | | | | | | | | | | | | | | | | | | |
| | | | | | | | | | | | | | | | | | | | | | | | | | | |
| | | A | B | C | D | E | F | G | H | I | J | | | | | | | | | | | | | | | |

HOW TO ORDER

- Indicate the following information on order form:
- Quantity of each item.
 - Model number, including options. See “How To Build a Model Number”.
 - Any special service required.

Note:

- The ☐ indicates that a choice is required.
- The absence of the ☐ indicates that no choice is required.
- Alpha-numeric characters in place of ☐ indicate that no other alternatives are available.

HOW TO BUILD A MODEL NUMBER

- A**Select basic model.
- B**Select non-contrast or fabric contrast 1. Refer to [ki.com/fabrics](#)
- C**Select fabric contrast 2. Refer to [ki.com/fabrics](#)
- D**Select wood armcaps.
NAC - No armcap
WAC - Wood armcaps (pair); add \$298
- E**Select wood finish color.* Refer to the **Product Color Options** page in this price list.
*For Kensington Maple add upcharge.
- F**Select glide option.
NG - Nylon glides
PG - Polycarbonate glides
RG - Rubber glides
FG - Felt glides

- G**Select wallsaver feet.
NWF - No wallsaver feet
WWF - Wallsaver feet; add \$37
- H**Select wingback option.
WWB - With wingback (requires add'l fabric, contact KI for yardage); add \$1003
NWB - No wingback
Wingback fabric will match back fabric selection.
- I**Select bariatric leg option.
BRL - Bariatric leg; add \$111
NBRL - No Bariatric leg
- J**Select moisture barrier.
MB - Moisture barrier
NMB - No moisture barrier
See pricing column for moisture barrier upcharge.

KENSINGTON MAPLE UPCHARGE

| | | | |
|---|-------|-------|-------|
| Kensington Maple requires extended leadtimes. | | | |
| Model | | | |
| 3323A | \$24 | 3023A | \$24 |
| 3333A | \$24 | 3033A | \$24 |
| 3343A | \$24 | 3043A | \$24 |
| 3323 | \$117 | 3023 | \$117 |
| 3333 | \$117 | 3033 | \$117 |
| 3343 | \$117 | 3043 | \$117 |
| 3123 | \$54 | 3223 | \$54 |
| 3133 | \$54 | 3233 | \$54 |
| 3143 | \$54 | 3243 | \$54 |

MOISTURE BARRIER UPCHARGE

To order with moisture barrier add /MB to the model number and add upcharge.

SPECIAL SERVICES

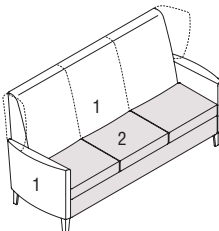
Special Carton Marking

With specially marked information N/C

Shipping
Ships **assembled, FOB High Point, NC 27263, freight prepaid.** Freight class 175

Specifications and prices are subject to change without prior notice.



| | | MODEL NUMBER | | | | | | | | | | | | | | | | | | | | | | | |
|---|--------------|--------------|-----------------------------------|-------------------|----------|-------------|--------------|----------------|-----------|------------------|-------------------------|--------------|---------|---------|------------------|---------|---------|---------|---------|---------|---------|-----------------|-----------------|------------------------------------|--|
| | | Basic Model | Non-Contrast or Fabric Contrast 1 | Fabric Contrast 2 | Arm Cap | Wood Finish | Glide Option | Wallsaver Feet | Wing back | Moisture Barrier | | | | | | | | | | | | | | | |
| Features | | | | | | | | | | | Approx. Packaged Weight | Grade C.O.M. | Grade C | Grade D | Grade E & C.O.L. | Grade F | Grade G | Grade H | Grade I | Grade J | Grade K | Grade L Leather | Grade M Leather | Moisture Barrier add to list price | |
|  | Non-contrast | 3243/NC | □□□□ | | □□ | □□□ | □□ | □□□ | □□□ | □□□ | 190.0# | \$ 4481 | \$ 5057 | \$ 5207 | \$ 5390 | \$ 5512 | \$ 5755 | \$ 5996 | \$ 6298 | \$ 6902 | \$ 7508 | \$ 8116 | \$ 9324 | \$ 284 | |
| | Contrast | 3243/FC | □□□□ | □□□□ | □□ | □□□ | □□ | □□□ | □□□ | □□□ | 190.0# | 4627 | 5202 | 5354 | 5535 | 5656 | 5899 | 6142 | 6443 | 7050 | 7654 | 8261 | 9473 | 284 | |
| | | | | | | | | | | | | | | | | | | | | | | | | | |
| | | | | | | | | | | | | | | | | | | | | | | | | | |
| | | | | | | | | | | | | | | | | | | | | | | | | | |
| | | | | | | | | | | | | | | | | | | | | | | | | | |
| | | | | | | | | | | | | | | | | | | | | | | | | | |
| | | | | | | | | | | | | | | | | | | | | | | | | | |
| | | | | | | | | | | | | | | | | | | | | | | | | | |
| | | | | | | | | | | | | | | | | | | | | | | | | | |
| | | A | B | C | D | E | F | G | H | I | | | | | | | | | | | | | | | |

AFLS

High-Back Sofa (Closed Arm)

- Non-contrast C.O.M = 9.5 yd
- 1 = Back and side panels (Fabric Contrast 1) C.O.M. = 8.5 yd
- 2 = Seat (Fabric Contrast 2) C.O.M. = 3.25 yd
- Optional wings (Fabric Contrast 1) C.O.M. = 2 yd

- AFLS
- High-Back Sofa (Closed Arm)**
- Non-contrast C.O.M = 9.5 yd
 - 1 = Back and side panels (Fabric Contrast 1) C.O.M. = 8.5 yd
 - 2 = Seat (Fabric Contrast 2) C.O.M. = 3.25 yd
 - Optional wings (Fabric Contrast 1) C.O.M. = 2 yd

HOW TO ORDER

Indicate the following information on order form:

1. Quantity of each item.
2. Model number, including options. See “How To Build a Model Number”.
3. Any special service required.

Note:

- The □ indicates that a choice is required.
- The absence of the □ indicates that no choice is required.
- Alpha-numeric characters in place of □ indicate that no other alternatives are available.

HOW TO BUILD A MODEL NUMBER

- A**Select basic model.
- B**Select non-contrast or fabric contrast 1. Refer to [ki.com/fabrics](#)
- C**Select fabric contrast 2. Refer to [ki.com/fabrics](#)
- D**Select wood armcaps.
NAC - No armcap
WAC - Wood armcaps (pair); add \$298
- E**Select wood finish color.* Refer to the **Product Color Options** page in this price list.
*For Kensington Maple add upcharge.
- F**Select glide option.
NG - Nylon glides
PG - Polycarbonate glides
RG - Rubber glides
FG - Felt glides

- G**Select wallsaver feet.
NWF - No wallsaver feet
WWF - Wallsaver feet; add \$37
- H**Select wingback option.
NWB - No wingback
WWB - With wingback (requires add'l fabric, contact KI for yardage); add \$1003
Wingback fabric will match back fabric selection.
- I**Select moisture barrier.
MB - Moisture barrier
NMB - No moisture barrier
See pricing column for moisture barrier upcharge.

KENSINGTON MAPLE UPCHARGE

Kensington Maple requires extended leadtimes.

| | | | |
|-------|-------|-------|-------|
| Model | | | |
| 3323A | \$24 | 3023A | \$24 |
| 3333A | \$24 | 3033A | \$24 |
| 3343A | \$24 | 3043A | \$24 |
| 3323 | \$117 | 3023 | \$117 |
| 3333 | \$117 | 3033 | \$117 |
| 3343 | \$117 | 3043 | \$117 |
| 3123 | \$54 | 3223 | \$54 |
| 3133 | \$54 | 3233 | \$54 |
| 3143 | \$54 | 3243 | \$54 |

MOISTURE BARRIER UPCHARGE

To order with moisture barrier add /MB to the model number and add upcharge.

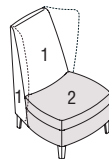
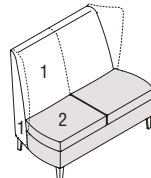
SPECIAL SERVICES

Special Carton Marking

With specially marked information N/C

Shipping
Ships **assembled, FOB High Point, NC 27263, freight prepaid.** Freight class 175

Specifications and prices are subject to change without prior notice.

| | | MODEL NUMBER | | | | | | | | | | | | | | | | | | | | | | | |
|--|--------------|--------------|-----------------------------------|-------------------|-------------|--------------|----------------|-----------|------------|------------------|-------------------------|--------------|---------|---------|------------------|---------|---------|---------|---------|---------|---------|-----------------|-----------------|------------------------------------|--|
| | | Basic Model | Non-Contrast or Fabric Contrast 1 | Fabric Contrast 2 | Wood Finish | Glide Option | Wallsaver Feet | Wing back | Leg Option | Moisture Barrier | Approx. Packaged Weight | Grade C.O.M. | Grade C | Grade D | Grade E & C.O.L. | Grade F | Grade G | Grade H | Grade I | Grade J | Grade K | Grade L Leather | Grade M Leather | Moisture Barrier add to list price | |
|  AFLS High-Back Lounge Chair (Armless) <ul style="list-style-type: none">• Non-contrast C.O.M = 3.5 yd• 1 = Back and side panels (Fabric Contrast 1) C.O.M. = 2.25 yd• 2 = Seat (Fabric Contrast 2) C.O.M. = 1.5 yd• Optional wings (Fabric Contrast 1) C.O.M. = 2.5 yd | Features | | | | | | | | | | | | | | | | | | | | | | | | |
| | Non-contrast | 3023A/NC | □□□□ | | □□□ | □□ | □□□ | □□□ | | □□□ | 85.0# | \$ 2637 | \$ 2899 | \$ 2967 | \$ 3049 | \$ 3105 | \$ 3216 | \$ 3325 | \$ 3462 | \$ 3736 | \$ 4014 | \$ 4289 | \$ 4839 | \$ 214 | |
| | Contrast | 3023A/FC | □□□□ | □□□□ | □□□ | □□ | □□□ | □□□ | | □□□ | 85.0# | 2714 | 2974 | 3041 | 3126 | 3179 | 3291 | 3403 | 3537 | 3813 | 4091 | 4365 | 4914 | 214 | |
| | | | | | | | | | | | | | | | | | | | | | | | | | |
| | | | | | | | | | | | | | | | | | | | | | | | | | |
| | | | | | | | | | | | | | | | | | | | | | | | | | |
| | | | | | | | | | | | | | | | | | | | | | | | | | |
| | | | | | | | | | | | | | | | | | | | | | | | | | |
| | | | | | | | | | | | | | | | | | | | | | | | | | |
| | | | | | | | | | | | | | | | | | | | | | | | | | |
|  AFLS High-Back Loveseat (Armless) <ul style="list-style-type: none">• Non-contrast C.O.M = 6 yd• 1 = Back and side panels (Fabric Contrast 1) C.O.M. = 3.5 yd• 2 = Seat (Fabric Contrast 2) C.O.M. = 2.75 yd• Optional wings (Fabric Contrast 1) C.O.M. = 2.5 yd | Non-contrast | 3033A/NC | □□□□ | | □□□ | □□ | □□□ | □□□ | □□□□ | □□□ | 115.0# | \$ 3008 | \$ 3272 | \$ 3341 | \$ 3422 | \$ 3480 | \$ 3592 | \$ 3703 | \$ 3839 | \$ 4117 | \$ 4398 | \$ 4675 | \$ 5229 | \$ 259 | |
| | Contrast | 3033A/FC | □□□□ | □□□□ | □□□ | □□ | □□□ | □□□ | □□□□ | □□□ | 115.0# | 3126 | 3388 | 3457 | 3540 | 3595 | 3707 | 3819 | 3956 | 4235 | 4513 | 4790 | 5347 | 259 | |
| | | | | | | | | | | | | | | | | | | | | | | | | | |
| | | | | | | | | | | | | | | | | | | | | | | | | | |
| | | | | | | | | | | | | | | | | | | | | | | | | | |
| | | | | | | | | | | | | | | | | | | | | | | | | | |
| | | | | | | | | | | | | | | | | | | | | | | | | | |
| | | | | | | | | | | | | | | | | | | | | | | | | | |
| | | | | | | | | | | | | | | | | | | | | | | | | | |
| | | | | | | | | | | | | | | | | | | | | | | | | | |
| | | | | | | | | | | | | | | | | | | | | | | | | | |

A

B

C

D

E

F

G

H

I

A **B** **C** **D** **E** **F** **G** **H** **I**

HOW TO ORDER

- Indicate the following information on order form:
1. Quantity of each item.
 2. Model number, including options. See “How To Build a Model Number”.
 3. Any special service required.

Note:

- The □ indicates that a choice is required.
- The absence of the □ indicates that no choice is required.
- Alpha-numeric characters in place of □ indicate that no other alternatives are available.

HOW TO BUILD A MODEL NUMBER

- A** Select basic model.

B Select non-contrast or fabric contrast 1. Refer to [ki.com/fabrics](#)

C Select fabric contrast 2. Refer to [ki.com/fabrics](#)

D Select wood finish color.* Refer to the **Product Color Options** page in this price list.
*For Kensington Maple add upcharge.

E Select glide option.
NG - Nylon glides
PG - Polycarbonate glides
RG - Rubber glides
FG - Felt glides

F Select wallsaver feet.
NWF - No wallsaver feet
WWF - Wallsaver feet; add \$37
- G** Select wingback option.
WWB - With wingback (requires add'l fabric, contact KI for yardage); add \$1003
NWB - No wingback
Wingback fabric will match back fabric selection.

H Select bariatric leg option.
BRL - Bariatric leg; add \$111
NBRL - No Bariatric leg

I Select moisture barrier.
MB - Moisture barrier
NMB - No moisture barrier
See pricing column for moisture barrier upcharge.

KENSINGTON MAPLE UPCHARGE

| | | | |
|---|-------|-------|-------|
| Kensington Maple requires extended leadtimes. | | | |
| Model | | | |
| 3323A | \$24 | 3023A | \$24 |
| 3333A | \$24 | 3033A | \$24 |
| 3343A | \$24 | 3043A | \$24 |
| 3323 | \$117 | 3023 | \$117 |
| 3333 | \$117 | 3033 | \$117 |
| 3343 | \$117 | 3043 | \$117 |
| 3123 | \$54 | 3223 | \$54 |
| 3133 | \$54 | 3233 | \$54 |
| 3143 | \$54 | 3243 | \$54 |

MOISTURE BARRIER UPCHARGE

To order with moisture barrier add /MB to the model number and add upcharge.

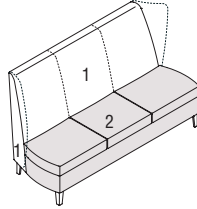
SPECIAL SERVICES

Special Carton Marking

With specially marked information N/C

Shipping
Ships **assembled, FOB High Point, NC 27263, freight prepaid.** Freight class 175

Specifications and prices are subject to change without prior notice.

| | Features | MODEL NUMBER | | | | | | | | | | | | | | | | | | | | | |
|---|--------------|--------------|-----------------------------------|-------------------|-------------|--------------|----------------|-----------|------------------|-------------------------|--------------|---------|---------|------------------|---------|---------|---------|---------|---------|---------|-----------------|-----------------|------------------------------------|
| | | Basic Model | Non-Contrast or Fabric Contrast 1 | Fabric Contrast 2 | Wood Finish | Glide Option | Wallsaver Feet | Wing back | Moisture Barrier | Approx. Packaged Weight | Grade C.O.M. | Grade C | Grade D | Grade E & C.O.L. | Grade F | Grade G | Grade H | Grade I | Grade J | Grade K | Grade L Leather | Grade M Leather | Moisture Barrier add to list price |
|  | Non-contrast | 3043A/NC | □□□□ | | □□□ | □□ | □□□ | □□□ | □□□ | 160.0# | \$ 3932 | \$ 4455 | \$ 4592 | \$ 4755 | \$ 4868 | \$ 5089 | \$ 5309 | \$ 5582 | \$ 6135 | \$ 6685 | \$ 7236 | \$ 8338 | \$ 284 |
| | Contrast | 3043A/FC | □□□□ | □□□□ | □□□ | □□ | □□□ | □□□ | □□□ | 160.0# | 4077 | 4602 | 4739 | 4905 | 5014 | 5235 | 5453 | 5731 | 6280 | 6833 | 7381 | 8482 | 284 |
| | | | | | | | | | | | | | | | | | | | | | | | |
| | | | | | | | | | | | | | | | | | | | | | | | |
| | | | | | | | | | | | | | | | | | | | | | | | |
| | | | | | | | | | | | | | | | | | | | | | | | |
| | | | | | | | | | | | | | | | | | | | | | | | |
| | | | | | | | | | | | | | | | | | | | | | | | |
| | | | | | | | | | | | | | | | | | | | | | | | |
| | | | | | | | | | | | | | | | | | | | | | | | |
| | | A | B | C | D | E | F | G | H | | | | | | | | | | | | | | |

AFLS
High-Back Sofa (Armless)

- Non-contrast C.O.M = 8 yd
- 1 = Back and side panels (Fabric Contrast 1) C.O.M. = 5.75 yd
- 2 = Seat (Fabric Contrast 2) C.O.M. = 3.5 yd
- Optional wings (Fabric Contrast 1) C.O.M. = 2.5 yd

HOW TO ORDER

Indicate the following information on order form:

1. Quantity of each item.
2. Model number, including options. See “How To Build a Model Number”.
3. Any special service required.

Note:

- The ☐ indicates that a choice is required.
- The absence of the ☐ indicates that no choice is required.
- Alpha-numeric characters in place of ☐ indicate that no other alternatives are available.

HOW TO BUILD A MODEL NUMBER

- A**Select basic model.
- B**Select non-contrast or fabric contrast 1. Refer to [ki.com/fabrics](#)
- C**Select fabric contrast 2. Refer to [ki.com/fabrics](#)
- D**Select wood finish color.* Refer to the **Product Color Options** page in this price list.
*For Kensington Maple add upcharge.
- E**Select glide option.

NG - Nylon glides

PG - Polycarbonate glides

RG - Rubber glides

FG - Felt glides
- F**Select wallsaver feet.

NWF - No wallsaver feet

WWF - Wallsaver feet; add \$37
- G**Select wingback option.

WWB - With wingback (requires add'l fabric, contact KI for yardage); add \$1003

NWB - No wingback

Wingback fabric will match back fabric selection.
- H**Select moisture barrier.

MB - Moisture barrier

NMB - No moisture barrier

See pricing column for moisture barrier upcharge.

KENSINGTON MAPLE UPCHARGE

| | | | |
|---|-------|-------|-------|
| Kensington Maple requires extended leadtimes. | | | |
| Model | | | |
| 3323A | \$24 | 3023A | \$24 |
| 3333A | \$24 | 3033A | \$24 |
| 3343A | \$24 | 3043A | \$24 |
| 3323 | \$117 | 3023 | \$117 |
| 3333 | \$117 | 3033 | \$117 |
| 3343 | \$117 | 3043 | \$117 |
| 3123 | \$54 | 3223 | \$54 |
| 3133 | \$54 | 3233 | \$54 |
| 3143 | \$54 | 3243 | \$54 |

MOISTURE BARRIER UPCHARGE

To order with moisture barrier add /MB to the model number and add upcharge.

SPECIAL SERVICES



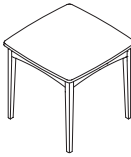
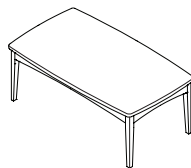
Special Carton Marking

With specially marked information N/C

Shipping
Ships **assembled, FOB High Point, NC 27263, freight prepaid.** Freight class 175

Specifications and prices are subject to change without prior notice.



| | | | | MODEL NUMBER | | | | | | | | | |
|---|----------------------------------|--------------|---------------|--------------|-----------------|----------------|-------------------------|-------------------|------------------------------------|--|--|------------------------------------|--|
| | | | | Basic Model | Wood Leg Finish | Laminate Color | | | | | | | |
| MODEL | | | | Features | D x W x H | | Approx. Packaged Weight | Delivered Pricing | Laminate Grade 2 add to list price | | | Laminate Grade 3 add to list price | |
|  AFFS | Rectangular End Table - 16" High | Laminate Top | 20 x 24 x 16" | 9708 | □□□ | □□□ | 40.0# | \$ 1202 | \$ 18 | | | \$ 115 | |
| | | Veneer Top | 20 x 24 x 16" | 9704 | □□□ | | 40.0# | 1287 | N/A | | | N/A | |
| | | | | | | | | | | | | | |
| | | | | | | | | | | | | | |
| | | | | | | | | | | | | | |
|  AFFS | Rectangular End Table - 22" High | Laminate Top | 20 x 24 x 22" | 9705 | □□□ | □□□ | 45.0# | \$ 1316 | \$ 18 | | | \$ 115 | |
| | | Veneer Top | 20 x 24 x 22" | 9701 | □□□ | | 40.0# | 1332 | N/A | | | N/A | |
| | | | | | | | | | | | | | |
| | | | | | | | | | | | | | |
| | | | | | | | | | | | | | |
|  AFFS | Square Lamp Table | Laminate Top | 24 x 24 x 22" | 9706 | □□□ | □□□ | 40.0# | \$ 1304 | \$ 18 | | | \$ 115 | |
| | | Veneer Top | 24 x 24 x 22" | 9702 | □□□ | | 40.0# | 1394 | N/A | | | N/A | |
| | | | | | | | | | | | | | |
| | | | | | | | | | | | | | |
| | | | | | | | | | | | | | |
|  AFFS | Rectangular Coffee Table | Laminate Top | 24 x 42 x 16" | 9707 | □□□ | □□□ | 65.0# | \$ 1663 | \$ 18 | | | \$ 115 | |
| | | Veneer Top | 24 x 42 x 16" | 9703 | □□□ | | 60.0# | 1800 | N/A | | | N/A | |
| | | | | | | | | | | | | | |
| | | | | | | | | | | | | | |
| | | | | | | | | | | | | | |
| | | | | A | B | C | | | | | | | |

HOW TO ORDER

- Indicate the following information on order form:
- Quantity of each item.
 - Model number, including options. See "How To Build a Model Number".
 - Any special service required.

Note:

- The □ indicates that a choice is required.
- The absence of the □ indicates that no choice is required.
- Alpha-numeric characters in place of □ indicate that no other alternatives are available.

HOW TO BUILD A MODEL NUMBER

- A**Select basic model.
- B**Select wood leg finish color.*
Refer to the **Product Color Options** page in this price list.
*For Kensington Maple add upcharge.
- C**Select laminate color.
Refer to the **Product Color Options** page in this price list.

KENSINGTON MAPLE UPCHARGE

Kensington Maple requires extended leadtimes.

| Model | |
|-------|-------|
| 9708 | \$131 |
| 9704 | \$138 |
| 9705 | \$138 |
| 9701 | \$155 |

| | |
|------|-------|
| 9706 | \$138 |
| 9702 | \$155 |
| 9707 | \$170 |
| 9703 | \$186 |

FINISH INFORMATION

ADDITIONAL LAMINATE OFFERING

KI offers laminates beyond those offered in the standard offering. Laminates that are currently available in the program can be viewed in KI product specification tools. Requests to add laminates to the program can be submitted via the product modification request process. Please note, requests to add laminates to the program must include the laminate manufacturers name, color/pattern number, and finish code. Edge options are limited to standard edge colors. If a matching edge is required, this will need to be requested thru the product modification request process and may be subject to additional costs. Due to varying manufacturing processes and quality issues with some laminates, some requests may be denied. Extended lead times and minimum order quantities may apply on orders containing special laminates. Contact the product modification team for questions or additional information regarding special laminates and pricing.

SPECIAL SERVICES

Special Carton Marking

With specially marked information N/C

Shipping
Ships **assembled, FOB High Point, NC 27263, freight prepaid.** Freight class 175

Specifications and prices are subject to change without prior notice.



Lounge Sleeper
(ALS)



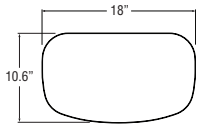
Loveseat Double Sleeper
(ALSS)



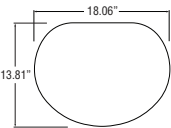
Recliner
(AR)

| General Dimensions | | | |
|-----------------------------|----------|---------|---------|
| Seat width | 28-1/4" | 57" | 23-3/4" |
| Seat depth | 20" | 20" | 20-1/2" |
| Seat height | 17-3/4" | 17-3/4" | 19-1/2" |
| Arm width | 4" | 4" | 3" |
| Arm height | 26" | 26-3/4" | 25-1/4" |
| Arm height from seat center | 9-3/4" | 9-3/4" | 5-3/4" |
| Back height from seat | 17-3/4" | 17-3/4" | 30" |
| Sleep surface depth | 77-3/16" | 76-1/2" | |
| Overall Dimensions | | | |
| Width | 36" | 64-3/4" | 30" |
| Depth | 33" | 35-1/2" | 35-1/2" |
| Height | 35" | 34-1/2" | 47" |
| Depth (opened) | 80" | 81" | 64-1/2" |

Tablet Arm Options



Top-Mounted Articulating
Revolving Tablet



Side-Mounted Articulating
Fold-Down Tablet



Bariatric Chair - Open Arm
(AOCL)



Bariatric Chair - Closed Arm
(APCL)

| General Dimensions | | |
|-----------------------------|---------|---------|
| Seat width | 30" | 30" |
| Seat depth | 19" | 19" |
| Seat height | 19" | 19" |
| Arm width | 2" | 2" |
| Arm height | 27" | 27" |
| Arm height from seat center | | |
| Back height from seat | | |
| Sleep surface depth | | |
| Overall Dimensions | | |
| Width | 34" | 34" |
| Depth | 23-3/4" | 23-3/4" |
| Height | 31-1/2" | 31-1/2" |

UPHOLSTERY INFORMATION

C.O.M. Fabric

For C.O.M. fabric sent to KI-High Point on multiple rolls, add an additional yard of fabric per roll to the yardage requirements. Multiple rolls have shorter pieces of fabric on them and do not allow nesting and stacking of the fabric to achieve the best yeild as is done with one large roll. This results in yardage shortages and requests for additional fabric from the client, which can delay an order. For each roll that is sent, one yard needs to be added to one of the rolls, not separately.

Fabric Disclaimer

Fabric will be applied as swatched by the fabric manufacturer. Fabric that is required to be applied differently than is swatched will need a Product Modification Request written specifying the direction the fabric is to be applied.

FINISH INFORMATION

Color Match

KI offers the additional option of color matching paint, polypropylene, or wood stain through Product Modification Requests. Contact Customer Service for details.

INFORMATION

Warranty

Refer to KI Terms & Conditions document or visit ki.com

| | | | |
|---------------------------------------|------|--|-----|
| Wood Finish - Core | | Table Top Surface Finish--Grade 1 Standard Laminate | |
| Cherry Storm on Beech | BCX | Beigewood | LBZ |
| Cinnamon on Beech | BCN | Belair | LBQ |
| Cocoa on Beech | BCA | Biltmore Cherry | LBT |
| Eclipse Black on Beech | BEB | Black | LBK |
| Florence Walnut on Beech | BFC | Brighton Walnut | LBW |
| Kensington Maple on Maple | MMA | Castle Oak | LCO |
| Monticello Maple on Beech | BMT | Casual Linen | LCU |
| Natural on Beech | BNA | Cherry Storm | LCX |
| River Cherry on Beech | BRY | Cocobala | LCC |
| Kensington Maple requires an upcharge | | Crisp Linen | LRI |
| | | Designer White | LDR |
| | | Dove Grey | LDG |
| Veneer Finish - Core | | Florence Walnut | LFC |
| Cherry Storm on Beech | BCX2 | Friston Ash | LFH |
| Cinnamon on Beech | BCN2 | Frosty White | LFW |
| Cocoa on Beech | BCA2 | Graphite Nebula | LGN |
| Eclipse Black on Beech | BEB2 | Grey | LGE |
| Florence Walnut on Beech | BFC2 | High Rise | LHE |
| Kensington Maple on Maple | MMA2 | Hollyberry | LHY |
| Monticello Maple on Beech | BMT2 | Island | LID |
| Natural on Beech | BNA2 | Italian Silver Ash | LIT |
| River Cherry on Beech | BRY2 | Kensington Maple | LKM |
| | | Lapis Blue | LLB |
| | | Monticello Maple | LMT |
| | | North Sea | LNA |
| | | Ocean | LON |
| | | Pinnacle Walnut | LPW |
| | | River Cherry | LRY |
| | | Shadow Zephyr | LSR |
| | | Sterling Ash | LAZ |
| | | Titanium Evolv | LTV |
| | | White Nebula | LWL |
| | | White Sand | LWN |
| | | Windsor Mahogany | LWY |
| | | Table Top Surface Finish--Grade 2 Standard Laminate | |
| | | Akira | LAK |
| | | Black Alicante | LBY |
| | | Black Hills Oak | LBH |
| | | Calcutta Marble | LCQ |
| | | Dering Forest | LDF |
| | | Fawn Cypress | LFQ |
| | | Ice Mist | LIM |
| | | Markerboard White | LMK |
| | | Valley Forge Elm | LVF |
| | | White River Forest | LWR |
| | | Table Top Surface Finish--Grade 3 Standard Laminate | |
| | | Black Velvet | LBV |
| | | Cumberland Walnut | LCJ |
| | | Designer White Velvet | LDE |
| | | Hartley Walnut | LHW |
| | | Nile Velvet | LNL |
| | | Raleigh Walnut | LRW |
| | | Solano Walnut | LSG |
| | | Spruce Velvet | LSC |

AFLSS

Indicate the following information on order form:

1. Quantity of each item.
2. Model number, including options. See "How To Build a Model Number".
3. Any special service required.

- The absence of the ☐ indicates that no choice is required.
- Alpha-numeric characters in place of ☐ indicate that no other alternatives are available.

A Select basic model.

B Select non-contrast or fabric contrast 1.
Refer to ki.com/fabrics

D Select pull handle color.
Refer to the **Product Color Options** page in this price list.

E Select armcap option.

| | |
|------------|-------------------------------------|
| NAC | - No armcap |
| SAC | - Solid surface armcaps; add \$1016 |
| WAC | - Wood armcaps (pair); add \$226 |

Solid surface armcap color is always Corian™ glacier white.

F Select wood finish color.*
Pick only if product has wood armcaps or “no casters” is selected.
Refer to the **Product Color Options** page in this

*For Kensington Maple add upcharge.

G Select casters.

| | |
|--------------|--|
| NCST | - No casters (standard) |
| FRCST | - Locking casters-fixed front/rear swivel; add \$251 |

H Select moisture barrier.

| | |
|------------|-----------------------|
| MB | - Moisture barrier |
| NMB | - No moisture barrier |

See pricing column for moisture barrier upcharge.

Kensington Maple Upcharge

Kensington Maple requires extended leadtimes.

| | |
|----------|------|
| Model | |
| ALS | \$44 |
| ALSS/LFS | \$44 |
| ALSS/RFS | \$44 |
| ALSS/DS | \$44 |

C.O.M. Requirements

C.O.M. yardage requirements listed above are based on plain goods 54" wide. If less than 54" wide or fabrics requiring matching (stripes, plaids, prints, large patterns), additional yardage will be needed. Consult C.O.M. matrix on the Ordering C.O.M. and C.O.L. page for additional yardage needed. For C.O.M. fabric sent to Ki-High Point on multiple rolls, add an additional yard of fabric per roll to the yardage requirements.

C.O.L. Requirements

Figure 18 sq. ft. of leather (C.O.L.) for each yard shown (i.e., $4.75 \times 18 = 85.5$ sq. ft.).

Contrasting Upholstery

When contrasting fabric is chosen, price at highest in-grade.

Minimum Fabric/Leather Quantity

Minimum order for fabric is 1 yard. Minimum order for leather is 1 hide (approximately 50 sq. ft).

Moisture Barrier

Moisture barrier is applied underneath the fabric cover as a means of protecting the foam.

SPECIAL SERVICES

Special Carton Marking

With specially marked information N/C

Shipping

**Ships assembled, FOB High Point, NC 27263,
freight prepaid. Freight class 125.**

Specifications and prices are subject to change without prior notice.

AFLSS

Indicate the following information on order form:

1. Quantity of each item.
2. Model number, including options. See "How To Build a Model Number".
3. Any special service required.

- The absence of the ☐ indicates that no choice is required.
- Alpha-numeric characters in place of ☐ indicate that no other alternatives are available.

F Select wood finish color.*
Refer to the **Product Color Options** page in this price list.
*For Kensington Maple add upcharge.

G Select moisture barrier.

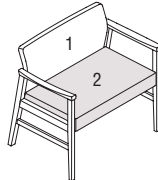

| | |
|------------|-----------------------|
| MB | - Moisture barrier |
| NMB | - No moisture barrier |

See pricing column for moisture barrier upcharge.

Figure 18 sq. ft. of leather (C.O.L.) for each yard shown (i.e., $4.75 \times 18 = 85.5$ sq. ft.).

Specifications and prices are subject to change without prior notice.



| | | | MODEL NUMBER | | | | | | | | | | | | | | | | | | | | | |
|--|---|--|--------------|-----------------------------------|-------------------|----------|-------------|--------------|------------------|-------------------------|--------------|---------|---------|------------------|---------|---------|---------|---------|---------|---------|-----------------|-----------------|------------------------------------|--|
| | | | Basic Model | Non-Contrast or Fabric Contrast 1 | Fabric Contrast 2 | Arm Cap | Wood Finish | Glide Option | Moisture Barrier | | | | | | | | | | | | | | | |
| MODEL | | | Features | | | | | | | Approx. Packaged Weight | Grade C.O.M. | Grade C | Grade D | Grade E & C.O.L. | Grade F | Grade G | Grade H | Grade I | Grade J | Grade K | Grade L Leather | Grade M Leather | Moisture Barrier add to list price | |
|  | Bariatric Chair (Open Arm) | | Non-contrast | AOCL/NC | □□□□ | | □□□ | □□□ | □□ | 65.0# | \$ 2397 | \$ 2528 | \$ 2564 | \$ 2606 | \$ 2630 | \$ 2686 | \$ 2740 | \$ 2812 | \$ 2948 | \$ 3088 | \$ 3223 | \$ 3501 | \$ 183 | |
| | • Non-contrast C.O.M = 2.5 yd | | Contrast | AOCL/FC | □□□□ | □□□□ | □□□ | □□□ | □□ | 65.0# | 2480 | 2610 | 2644 | 2686 | 2714 | 2767 | 2822 | 2893 | 3029 | 3168 | 3307 | 3581 | 183 | |
| | • 1 = Back (Fabric Contrast 1) C.O.M. = 1.75 yd | | | | | | | | | | | | | | | | | | | | | | | |
| | • 2 = Seat (Fabric Contrast 2) C.O.M. = 1 yd | | | | | | | | | | | | | | | | | | | | | | | |
| | | | | | | | | | | | | | | | | | | | | | | | | |
| | | | | | | | | | | | | | | | | | | | | | | | | |
| | | | | | | | | | | | | | | | | | | | | | | | | |
| AFBS | | | | | | | | | | | | | | | | | | | | | | | | |
|  | Bariatric Chair (Closed Arm) | | Non-contrast | APCL/NC | □□□□ | | □□□ | □□□ | □□ | 70.0# | \$ 2535 | \$ 2680 | \$ 2716 | \$ 2762 | \$ 2792 | \$ 2853 | \$ 2915 | \$ 2989 | \$ 3139 | \$ 3291 | \$ 3442 | \$ 3747 | \$ 186 | |
| | • Non-contrast C.O.M = 2.75 yd | | Contrast | APCL/FC | □□□□ | □□□□ | □□□ | □□□ | □□ | 70.0# | 2616 | 2761 | 2797 | 2843 | 2873 | 2934 | 2996 | 3070 | 3221 | 3374 | 3523 | 3829 | 186 | |
| | • 1 = Back and Arms (Fabric Contrast 1) C.O.M. = 2.5 yd | | | | | | | | | | | | | | | | | | | | | | | |
| | • 2 = Seat (Fabric Contrast 2) C.O.M. = 1 yd | | | | | | | | | | | | | | | | | | | | | | | |
| | | | | | | | | | | | | | | | | | | | | | | | | |
| | | | | | | | | | | | | | | | | | | | | | | | | |
| | | | | | | | | | | | | | | | | | | | | | | | | |
| AFBS | | | | | | | | | | | | | | | | | | | | | | | | |
| | | | | A | B | C | D | E | F | G | | | | | | | | | | | | | | |

HOW TO ORDER

- Indicate the following information on order form:
- Quantity of each item.
 - Model number, including options. See “How To Build a Model Number”.
 - Any special service required.

Note:

- The □ indicates that a choice is required.
- The absence of the □ indicates that no choice is required.
- Alpha-numeric characters in place of □ indicate that no other alternatives are available.

HOW TO BUILD A MODEL NUMBER

- A** Select basic model.
- B** Select non-contrast or fabric contrast 1. Refer to [ki.com/fabrics](#)
- C** Select fabric contrast 2. Refer to [ki.com/fabrics](#)
- D** Select arm option.
- | | |
|------------|-------------------------|
| WAC | - Wood armcaps |
| PAC | - Black poly; add \$240 |
- E** Select wood finish color.* Refer to the **Product Color Options** page in this price list.
*For Kensington Maple add upcharge.
- F** Select glide option.
- | | |
|-----------|------------------------|
| NG | - Nylon glides |
| PG | - Polycarbonate glides |
| RG | - Rubber glides |
| FG | - Felt glides |

- G** Select moisture barrier.
- | | |
|------------|-----------------------|
| MB | - Moisture barrier |
| NMB | - No moisture barrier |
- See pricing column for moisture barrier upcharge.

INFORMATION

Kensington Maple Upcharge
Kensington Maple requires extended leadtimes.

| | |
|-------|------|
| Model | |
| AOCL | \$75 |
| APCL | \$75 |

C.O.M. Requirements
C.O.M. yardage requirements listed above are based on plain goods 54” wide. If less than 54” wide or fabrics requiring matching (stripes, plaids, prints, large patterns), additional yardage will be needed. Consult C.O.M. matrix on the Ordering C.O.M. and C.O.L. page for additional yardage needed. For C.O.M. fabric sent to KI-High Point on multiple rolls, add an additional yard of fabric per roll to the yardage requirements.

C.O.L. Requirements
Figure 18 sq. ft. of leather (C.O.L.) for each yard shown (i.e., 4.75 x 18 = 85.5 sq. ft.).

Contrasting Upholstery
When contrasting fabric is chosen, price at highest in-grade.

Minimum Fabric/Leather Quantity
Minimum order for fabric is 1 yard. Minimum order for leather is 1 hide (approximately 50 sq. ft.).

Moisture Barrier
Moisture barrier is applied underneath the fabric cover as a means of protecting the foam.

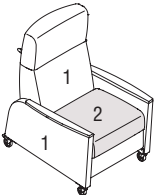
SPECIAL SERVICES

Special Carton Marking
With specially marked information N/C

Shipping
Ships **assembled, FOB High Point, NC 27263, freight prepaid.** Freight class 250.

Specifications and prices are subject to change without prior notice.



| | | MODEL NUMBER | | | | | | | | | | | | | | | | | | | | | | | |
|---|--------------|--------------|-----------------------------------|-------------------|-----------|----------------------|-----------|-----------|---------|-------------|----------------|-------------------------|--------------|---------|---------|------------------|---------|---------|---------|---------|---------|---------|-----------------|-----------------|------------------------------------|
| | | Basic Model | Non-Contrast or Fabric Contrast 1 | Fabric Contrast 2 | I.V. Pole | Catheter Attach-ment | Mag Pouch | Mech Type | Arm Cap | Wood Finish | Moist. Barrier | Approx. Packaged Weight | Grade C.O.M. | Grade C | Grade D | Grade E & C.O.L. | Grade F | Grade G | Grade H | Grade I | Grade J | Grade K | Grade L Leather | Grade M Leather | Moisture Barrier add to list price |
|  | Non-contrast | AR/NC | □□□ | | □□ | □□□ | □□□ | □□ | □□ | □□ | □□□ | 109.0# | \$ 3983 | \$ 4063 | \$ 4083 | \$ 4107 | \$ 4127 | \$ 4159 | \$ 4195 | \$ 4234 | \$ 4319 | \$ 4403 | \$ 4487 | \$ 4656 | \$ 232 |
| | Contrast | AR/FC | □□□ | □□□ | □□ | □□□ | □□□ | □□ | □□ | □□ | □□□ | 109.0# | 4107 | 4187 | 4206 | 4233 | 4248 | 4283 | 4318 | 4359 | 4444 | 4530 | 4613 | 4780 | 232 |
| | | | | | | | | | | | | | | | | | | | | | | | | | |
| | | | | | | | | | | | | | | | | | | | | | | | | | |
| | | | | | | | | | | | | | | | | | | | | | | | | | |
| | | | | | | | | | | | | | | | | | | | | | | | | | |
| | | | | | | | | | | | | | | | | | | | | | | | | | |
| | | | | | | | | | | | | | | | | | | | | | | | | | |
| | | | | | | | | | | | | | | | | | | | | | | | | | |
| | | | | | | | | | | | | | | | | | | | | | | | | | |
| | | | | | | | | | | | | | | | | | | | | | | | | | |

A

B

C

D

E

F

G

H

I

J

AFRL

Recliner (Closed Arm)

- Non-contrast C.O.M = 5.5 yd
- 1 = Back and arms (Fabric Contrast 1) C.O.M. = 4.75 yd
- 2 = Seat (Fabric Contrast 2) C.O.M. = 1.5 yd
- Optional magazine pouch (Fabric Contrast 1) C.O.M. = .5 yd

AFRL
Recliner (Closed Arm)

- Non-contrast C.O.M = 5.5 yd
- 1 = Back and arms (Fabric Contrast 1) C.O.M. = 4.75 yd
- 2 = Seat (Fabric Contrast 2) C.O.M. = 1.5 yd
- Optional magazine pouch (Fabric Contrast 1) C.O.M. = .5 yd

HOW TO ORDER

Indicate the following information on order form:

1. Quantity of each item.
2. Model number, including options. See “How To Build a Model Number”.
3. Any special service required.

Note:

- The □ indicates that a choice is required.
- The absence of the □ indicates that no choice is required.
- Alpha-numeric characters in place of □ indicate that no other alternatives are available.

HOW TO BUILD A MODEL NUMBER

- A**Select basic model.
- B**Select non-contrast or fabric contrast 1. Refer to [ki.com/fabrics](#)
- C**Select fabric contrast 2. Refer to [ki.com/fabrics](#)
- D**Select I.V. pole.
(specified facing chair)

RFFIV - Right facing front; add \$438

RRFIV - Right facing rear; add \$438

NS - No pole

LFFIV - Left facing front; add \$438

LRFIV - Left facing rear; add \$438
- E**Select catheter bag attachment.
(specified facing chair)

NCA - No catheter attachment

LFCA - Left facing front; add \$72

LRCA - Left facing rear; add \$72

RFCA - Right facing front; add \$72

RRCA - Right facing rear; add \$72

If optional I.V. pole is specified, catheter attachment can not be specified in the same location.

- F**Select magazine pouch.
(specified facing chair)

NMR - No magazine pouch

LFP - Left side pouch (requires add'l fabric; matches arm); add \$293

RFP - Right side pouch (requires add'l fabric; matches arm); add \$293

If optional I.V. pole is specified, magazine pouch cannot be specified on the same side.
- G**Select mechanism type.

SM - Standard mechanism

TM - Trendelenburg mechanism; add \$243

- H**Select armcap option.

WAC - Wood armcaps

PAC - Black poly; add \$226

SAC - Solid surface armcaps; add \$1016

Solid surface armcap color is always Corian™ glacier white.

- I**Select wood finish color.*
Pick only if product has wood armcaps. Refer to the **Product Color Options** page in this price list.
*For Kensington Maple add upcharge.
- J**Select moisture barrier.

MB - Moisture barrier

NMB - No moisture barrier

See pricing column for moisture barrier upcharge.

INFORMATION

| | |
|---|------|
| Kensington Maple Upcharge | |
| Kensington Maple requires extended leadtimes. | |
| Model | |
| AR | \$30 |
| AR/LFT/LT | \$30 |
| AR/RFRT/LT | \$30 |
| AR/LFRT/LT | \$30 |
| AR/RFRT/LT | \$30 |
| AR/LFT/VT | \$30 |
| AR/RFRT/VT | \$30 |
| AR/LFRT/VT | \$30 |
| AR/RFRT/VT | \$30 |

Placement Rules

-Magazine pouch cannot be on same side as I.V. pole.

-Catheter hooks cannot be on same side as I.V. pole.

C.O.M. Requirements

C.O.M. yardage requirements listed above are based on plain goods 54” wide. If less than 54”

wide or fabrics requiring matching (stripes, plaids, prints, large patterns), additional yardage will be needed. Consult C.O.M. matrix on the Ordering C.O.M. and C.O.L. page for additional yardage needed. For C.O.M. fabric sent to KI-High Point on multiple rolls, add an additional yard of fabric per roll to the yardage requirements.

C.O.L. Requirements

Figure 18 sq. ft. of leather (C.O.L.) for each yard shown (i.e., 4.75 x 18 = 85.5 sq. ft.).

Contrasting Upholstery

When contrasting fabric is chosen, price at highest in-grade.

Minimum Fabric/Leather Quantity

Minimum order for fabric is 1 yard. Minimum order for leather is 1 hide (approximately 50 sq. ft.).

Moisture Barrier

Moisture barrier is applied underneath the fabric cover as a means of protecting the foam.

SPECIAL SERVICES

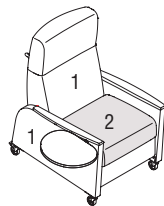

| | |
|-----------------------------------|-----|
| Special Carton Marking | |
| With specially marked information | N/C |

Shipping

Ships **assembled, FOB High Point, NC 27263, freight prepaid.** Freight class 250.

Specifications and prices are subject to change without prior notice.



| | | MODEL NUMBER | | | | | | | | | | | | | | | | | | | | | | | | | | |
|--|--------------|--------------|---|---|---|---|---|---|---|---|---|---|-------------------------|--------------|---------|---------|------------------|---------|---------|---------|---------|---------|---------|-----------------|-----------------|------------------------------------|------------------------------------|------------------------------------|
| | | Basic Model | Non-Contrast or Fabric Contrast 1 | Fabric Cont 2 | I.V. Pole | Cath Attach-ment | Mag Pch. | Mech Type | Arm Cap | Wood Finish | Lam. Color | Moist. Barrier | | | | | | | | | | | | | | | | |
| Features | | | | | | | | | | | | | Approx. Packaged Weight | Grade C.O.M. | Grade C | Grade D | Grade E & C.O.L. | Grade F | Grade G | Grade H | Grade I | Grade J | Grade K | Grade L Leather | Grade M Leather | Moisture Barrier add to list price | Laminate Grade 2 add to list price | Laminate Grade 3 add to list price |
|  | Non-contrast | AR/NC/LFT/LT | <input type="checkbox"/> <input type="checkbox"/> | | <input type="checkbox"/> <input type="checkbox"/> | <input type="checkbox"/> <input type="checkbox"/> | <input type="checkbox"/> <input type="checkbox"/> | <input type="checkbox"/> <input type="checkbox"/> | <input type="checkbox"/> <input type="checkbox"/> | <input type="checkbox"/> <input type="checkbox"/> | <input type="checkbox"/> <input type="checkbox"/> | <input type="checkbox"/> <input type="checkbox"/> | 114.0# | \$ 4324 | \$ 4405 | \$ 4422 | \$ 4449 | \$ 4465 | \$ 4499 | \$ 4533 | \$ 4574 | \$ 4658 | \$ 4741 | \$ 4824 | \$ 4992 | \$ 232 | \$ 18 | \$ 115 |
| | Contrast | AR/FC/LFT/LT | <input type="checkbox"/> <input type="checkbox"/> | <input type="checkbox"/> <input type="checkbox"/> | <input type="checkbox"/> <input type="checkbox"/> | <input type="checkbox"/> <input type="checkbox"/> | <input type="checkbox"/> <input type="checkbox"/> | <input type="checkbox"/> <input type="checkbox"/> | <input type="checkbox"/> <input type="checkbox"/> | <input type="checkbox"/> <input type="checkbox"/> | <input type="checkbox"/> <input type="checkbox"/> | <input type="checkbox"/> <input type="checkbox"/> | 114.0# | 4447 | 4527 | 4546 | 4573 | 4588 | 4623 | 4655 | 4695 | 4780 | 4864 | 4947 | 5114 | 232 | 18 | 115 |
| | | | | | | | | | | | | | | | | | | | | | | | | | | | | |
| | | | | | | | | | | | | | | | | | | | | | | | | | | | | |
| | | | | | | | | | | | | | | | | | | | | | | | | | | | | |
| | | | | | | | | | | | | | | | | | | | | | | | | | | | | |
| | | | | | | | | | | | | | | | | | | | | | | | | | | | | |
| | | | | | | | | | | | | | | | | | | | | | | | | | | | | |
| | | | | | | | | | | | | | | | | | | | | | | | | | | | | |
| | | | | | | | | | | | | | | | | | | | | | | | | | | | | |
|  | Non-contrast | AR/NC/RFT/LT | <input type="checkbox"/> <input type="checkbox"/> | | <input type="checkbox"/> <input type="checkbox"/> | <input type="checkbox"/> <input type="checkbox"/> | <input type="checkbox"/> <input type="checkbox"/> | <input type="checkbox"/> <input type="checkbox"/> | <input type="checkbox"/> <input type="checkbox"/> | <input type="checkbox"/> <input type="checkbox"/> | <input type="checkbox"/> <input type="checkbox"/> | <input type="checkbox"/> <input type="checkbox"/> | 114.0# | \$ 4324 | \$ 4405 | \$ 4422 | \$ 4449 | \$ 4465 | \$ 4499 | \$ 4533 | \$ 4574 | \$ 4658 | \$ 4741 | \$ 4824 | \$ 4992 | \$ 232 | \$ 18 | \$ 115 |
| | Contrast | AR/FC/RFT/LT | <input type="checkbox"/> <input type="checkbox"/> | <input type="checkbox"/> <input type="checkbox"/> | <input type="checkbox"/> <input type="checkbox"/> | <input type="checkbox"/> <input type="checkbox"/> | <input type="checkbox"/> <input type="checkbox"/> | <input type="checkbox"/> <input type="checkbox"/> | <input type="checkbox"/> <input type="checkbox"/> | <input type="checkbox"/> <input type="checkbox"/> | <input type="checkbox"/> <input type="checkbox"/> | <input type="checkbox"/> <input type="checkbox"/> | 114.0# | 4447 | 4527 | 4546 | 4573 | 4588 | 4623 | 4655 | 4695 | 4780 | 4864 | 4947 | 5114 | 232 | 18 | 115 |
| | | | | | | | | | | | | | | | | | | | | | | | | | | | | |
| | | | | | | | | | | | | | | | | | | | | | | | | | | | | |
| | | | | | | | | | | | | | | | | | | | | | | | | | | | | |
| | | | | | | | | | | | | | | | | | | | | | | | | | | | | |
| | | | | | | | | | | | | | | | | | | | | | | | | | | | | |
| | | | | | | | | | | | | | | | | | | | | | | | | | | | | |
| | | | | | | | | | | | | | | | | | | | | | | | | | | | | |
| | | | | | | | | | | | | | | | | | | | | | | | | | | | | |
| | | A | B | C | D | E | F | G | H | I | J | K | | | | | | | | | | | | | | | | |

HOW TO ORDER

- Indicate the following information on order form:
- Quantity of each item.
 - Model number, including options. See “How To Build a Model Number”.
 - Any special service required.

Note: • The ☐ indicates that a choice is required.

• The absence of the ☐ indicates that no choice is required.

• Alpha-numeric characters in place of ☐ indicate that no other alternatives are available.

HOW TO BUILD A MODEL NUMBER

- A**Select basic model.
- B**Select non-contrast or fabric contrast 1. Refer to [ki.com/fabrics](#)
- C**Select fabric contrast 2. Refer to [ki.com/fabrics](#)
- D**Select I.V. pole.
(specified facing chair)
NS - No pole
LFFIV - Left facing front; add \$438
LRFIV - Left facing rear; add \$438
RFFIV - Right facing front; add \$438
RRFIV - Right facing rear; add \$438
If tablet is specified, tablet, I.V. pole and/or catheter bag attachment must all be specified in unique locations.
- E**Select catheter bag attachment.
(specified facing chair)
NCA - No catheter attachment
LFCA - Left facing front; add \$72

- LRCA** - Left facing rear; add \$72
RFCA - Right facing front; add \$72
RRCA - Right facing rear; add \$72
If tablet is specified, tablet, I.V. pole and/or catheter bag attachment must all be specified in unique locations.
- F**Select magazine pouch.
(specified facing chair)
NMR - No magazine pouch
LFP - Left side pouch (requires add'l fabric; matches arm); add \$293
RFP - Right side pouch (requires add'l fabric; matches arm); add \$293
If optional I.V. pole is specified, magazine pouch cannot be specified on the same side.
- G**Select mechanism type.
SM - Standard mechanism
TM - Trendelenburg mechanism; add \$243
- H**Select armcap option.
WAC - Wood armcaps
PAC - Black poly; add \$226

- SAC** - Solid surface armcaps; add \$1016
Solid surface armcap color is always Corian™ glacier white.
- I**Select wood finish color.*
Pick only if product has wood armcaps. Refer to the **Product Color Options** page in this price list.
*For Kensington Maple add upcharge.
- J**Select laminate color.
Refer to the **Product Color Options** page in this price list.
- K**Select moisture barrier.
MB - Moisture barrier
NMB - No moisture barrier
See pricing column for moisture barrier upcharge.

INFORMATION

| | |
|---|------|
| Kensington Maple Upcharge Kensington Maple requires extended leadtimes. | |
| Model | |
| AR | \$30 |
| AR/LFT/LT | \$30 |
| AR/RFT/LT | \$30 |
| AR/LFRT/LT | \$30 |
| AR/RFRT/LT | \$30 |
| AR/LFT/VT | \$30 |
| AR/RFT/VT | \$30 |
| AR/LFRT/VT | \$30 |
| AR/RFRT/VT | \$30 |

Placement Rules
-Magazine pouch cannot be on same side as I.V. pole.

-Catheter hooks cannot be on same side as I.V. pole.

C.O.M. Requirements
C.O.M. yardage requirements listed above are based on plain goods 54” wide. If less than 54”

wide or fabrics requiring matching (stripes, plaids, prints, large patterns), additional yardage will be needed. Consult C.O.M. matrix on the Ordering C.O.M. and C.O.L. page for additional yardage needed. For C.O.M. fabric sent to KI-High Point on multiple rolls, add an additional yard of fabric per roll to the yardage requirements.

C.O.L. Requirements
Figure 18 sq. ft. of leather (C.O.L.) for each yard shown (i.e., 4.75 x 18 = 85.5 sq. ft.).

Contrasting Upholstery
When contrasting fabric is chosen, price at highest in-grade.

Minimum Fabric/Leather Quantity
Minimum order for fabric is 1 yard. Minimum order for leather is 1 hide (approximately 50 sq. ft).

Moisture Barrier
Moisture barrier is applied underneath the fabric cover as a means of protecting the foam.

FINISH INFORMATION

ADDITIONAL LAMINATE OFFERING

KI offers laminates beyond those offered in the standard offering. Laminates that are currently available in the program can be viewed in KI product specification tools. Requests to add laminates to the program can be submitted via the product modification request process. Please note, requests to add laminates to the program must include the laminate manufacturers name, color/pattern number, and finish code. Edge options are limited to standard edge colors. If a matching edge is required, this will need to be requested thru the product modification request process and may be subject to additional costs. Due to varying manufacturing processes and quality issues with some laminates, some requests may be denied. Extended lead times and minimum order quantities may apply on orders containing special laminates. Contact the product modification team for questions or additional information regarding special laminates and pricing.

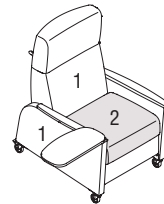
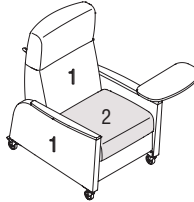
SPECIAL SERVICES

| | |
|-----------------------------------|-----|
| Special Carton Marking | |
| With specially marked information | N/C |

Shipping
Ships **assembled, FOB High Point, NC 27263, freight prepaid.** Freight class 250.

Specifications and prices are subject to change without prior notice.



| | | MODEL NUMBER | | | | | | | | | | | | | | | | | | | | | | | | | | |
|--|--------------|---------------|---|---|---|---|---|---|---|---|---|---|-------------------------|--------------|---------|---------|------------------|---------|---------|---------|---------|---------|---------|-----------------|-----------------|------------------------------------|------------------------------------|------------------------------------|
| | | Basic Model | Non-Cont or Fabric Cont 1 | Fabric Cont 2 | I.V. Pole | Cath Attach-ment | Mag Pch. | Mech Type | Arm Cap | Wood Finish | Lam. Color | Moist. Barrier | | | | | | | | | | | | | | | | |
| Features | | | | | | | | | | | | | Approx. Packaged Weight | Grade C.O.M. | Grade C | Grade D | Grade E & C.O.L. | Grade F | Grade G | Grade H | Grade I | Grade J | Grade K | Grade L Leather | Grade M Leather | Moisture Barrier add to list price | Laminate Grade 2 add to list price | Laminate Grade 3 add to list price |
|  | Non-contrast | AR/NC/LFRT/LT | <input type="checkbox"/> <input type="checkbox"/> | | <input type="checkbox"/> <input type="checkbox"/> | <input type="checkbox"/> <input type="checkbox"/> | <input type="checkbox"/> <input type="checkbox"/> | <input type="checkbox"/> <input type="checkbox"/> | <input type="checkbox"/> <input type="checkbox"/> | <input type="checkbox"/> <input type="checkbox"/> | <input type="checkbox"/> <input type="checkbox"/> | <input type="checkbox"/> <input type="checkbox"/> | 114.0# | \$ 4324 | \$ 4405 | \$ 4422 | \$ 4449 | \$ 4465 | \$ 4499 | \$ 4533 | \$ 4574 | \$ 4658 | \$ 4741 | \$ 4824 | \$ 4992 | \$ 232 | \$ 18 | \$ 115 |
| | Contrast | AR/FC/LFRT/LT | <input type="checkbox"/> <input type="checkbox"/> | <input type="checkbox"/> <input type="checkbox"/> | <input type="checkbox"/> <input type="checkbox"/> | <input type="checkbox"/> <input type="checkbox"/> | <input type="checkbox"/> <input type="checkbox"/> | <input type="checkbox"/> <input type="checkbox"/> | <input type="checkbox"/> <input type="checkbox"/> | <input type="checkbox"/> <input type="checkbox"/> | <input type="checkbox"/> <input type="checkbox"/> | <input type="checkbox"/> <input type="checkbox"/> | 114.0# | 4447 | 4527 | 4546 | 4573 | 4588 | 4623 | 4655 | 4695 | 4780 | 4864 | 4947 | 5114 | 232 | 18 | 115 |
| | | | | | | | | | | | | | | | | | | | | | | | | | | | | |
| | | | | | | | | | | | | | | | | | | | | | | | | | | | | |
| | | | | | | | | | | | | | | | | | | | | | | | | | | | | |
| | | | | | | | | | | | | | | | | | | | | | | | | | | | | |
| | | | | | | | | | | | | | | | | | | | | | | | | | | | | |
| | | | | | | | | | | | | | | | | | | | | | | | | | | | | |
| | | | | | | | | | | | | | | | | | | | | | | | | | | | | |
| | | | | | | | | | | | | | | | | | | | | | | | | | | | | |
| AFRL | | | | | | | | | | | | | | | | | | | | | | | | | | | | |
| Recliner w/ Left Facing Laminate Top Articulating Tablet | | | | | | | | | | | | | | | | | | | | | | | | | | | | |
| <ul style="list-style-type: none">Non-contrast C.O.M = 5.5 yd1 = Back and arms (Fabric Contrast 1) C.O.M. = 4.75 yd2 = Seat (Fabric Contrast 2) C.O.M. = 1.5 ydOptional magazine pouch (Fabric Contrast 1) C.O.M. = .5 yd | | | | | | | | | | | | | | | | | | | | | | | | | | | | |
| | | | | | | | | | | | | | | | | | | | | | | | | | | | | |
|  | Non-contrast | AR/NC/RFRT/LT | <input type="checkbox"/> <input type="checkbox"/> | | <input type="checkbox"/> <input type="checkbox"/> | <input type="checkbox"/> <input type="checkbox"/> | <input type="checkbox"/> <input type="checkbox"/> | <input type="checkbox"/> <input type="checkbox"/> | <input type="checkbox"/> <input type="checkbox"/> | <input type="checkbox"/> <input type="checkbox"/> | <input type="checkbox"/> <input type="checkbox"/> | <input type="checkbox"/> <input type="checkbox"/> | 114.0# | \$ 4324 | \$ 4405 | \$ 4422 | \$ 4449 | \$ 4465 | \$ 4499 | \$ 4533 | \$ 4574 | \$ 4658 | \$ 4741 | \$ 4824 | \$ 4992 | \$ 232 | \$ 18 | \$ 115 |
| | Contrast | AR/FC/RFRT/LT | <input type="checkbox"/> <input type="checkbox"/> | <input type="checkbox"/> <input type="checkbox"/> | <input type="checkbox"/> <input type="checkbox"/> | <input type="checkbox"/> <input type="checkbox"/> | <input type="checkbox"/> <input type="checkbox"/> | <input type="checkbox"/> <input type="checkbox"/> | <input type="checkbox"/> <input type="checkbox"/> | <input type="checkbox"/> <input type="checkbox"/> | <input type="checkbox"/> <input type="checkbox"/> | <input type="checkbox"/> <input type="checkbox"/> | 114.0# | 4447 | 4527 | 4546 | 4573 | 4588 | 4623 | 4655 | 4695 | 4780 | 4864 | 4947 | 5114 | 232 | 18 | 115 |
| | | | | | | | | | | | | | | | | | | | | | | | | | | | | |
| | | | | | | | | | | | | | | | | | | | | | | | | | | | | |
| | | | | | | | | | | | | | | | | | | | | | | | | | | | | |
| | | | | | | | | | | | | | | | | | | | | | | | | | | | | |
| | | | | | | | | | | | | | | | | | | | | | | | | | | | | |
| | | | | | | | | | | | | | | | | | | | | | | | | | | | | |
| | | | | | | | | | | | | | | | | | | | | | | | | | | | | |
| | | | | | | | | | | | | | | | | | | | | | | | | | | | | |
| AFRL | | | | | | | | | | | | | | | | | | | | | | | | | | | | |
| Recliner w/ Right Facing Laminate Top Articulating Tablet | | | | | | | | | | | | | | | | | | | | | | | | | | | | |
| <ul style="list-style-type: none">Non-contrast C.O.M = 5.5 yd1 = Back and arms (Fabric Contrast 1) C.O.M. = 4.75 yd2 = Seat (Fabric Contrast 2) C.O.M. = 1.5 ydOptional magazine pouch (Fabric Contrast 1) C.O.M. = .5 yd | | | | | | | | | | | | | | | | | | | | | | | | | | | | |
| | | | | | | | | | | | | | | | | | | | | | | | | | | | | |

A

B

C

D

E

F

G

H

I

J

K

HOW TO ORDER

- Indicate the following information on order form:
- Quantity of each item.
 - Model number, including options. See “How To Build a Model Number”.
 - Any special service required.

Note:

- The ☐ indicates that a choice is required.
- The absence of the ☐ indicates that no choice is required.
- Alpha-numeric characters in place of ☐ indicate that no other alternatives are available.

HOW TO BUILD A MODEL NUMBER

- A**Select basic model.
- B**Select non-contrast or fabric contrast 1. Refer to [ki.com/fabrics](#)
- C**Select fabric contrast 2. Refer to [ki.com/fabrics](#)
- D**Select I.V. pole.
(specified facing chair)
- | | |
|--------------|---------------------------------|
| NS | - No pole |
| LFFIV | - Left facing front; add \$438 |
| LRFIV | - Left facing rear; add \$438 |
| RFFIV | - Right facing front; add \$438 |
| RRFIV | - Right facing rear; add \$438 |
- If tablet is specified, tablet, I.V. pole and/or catheter bag attachment must all be specified in unique locations.
- E**Select catheter bag attachment.
(specified facing chair)
- | | |
|-------------|-------------------------------|
| NCA | - No catheter attachment |
| LFCA | - Left facing front; add \$72 |

- | | |
|-------------|--------------------------------|
| LRCA | - Left facing rear; add \$72 |
| RFCA | - Right facing front; add \$72 |
| RRCA | - Right facing rear; add \$72 |
- If tablet is specified, tablet, I.V. pole and/or catheter bag attachment must all be specified in unique locations.
- F**Select magazine pouch.
(specified facing chair)
- | | |
|------------|--|
| NMR | - No magazine pouch |
| LFP | - Left side pouch (requires add'l fabric; matches arm); add \$293 |
| RFP | - Right side pouch (requires add'l fabric; matches arm); add \$293 |
- If optional I.V. pole is specified, magazine pouch cannot be specified on the same side.
- G**Select mechanism type.
- | | |
|-----------|--------------------------------------|
| SM | - Standard mechanism |
| TM | - Trendelenburg mechanism; add \$243 |
- H**Select armcap option.
- | | |
|------------|-------------------------|
| WAC | - Wood armcaps |
| PAC | - Black poly; add \$226 |

- | | |
|------------|-------------------------------------|
| SAC | - Solid surface armcaps; add \$1016 |
|------------|-------------------------------------|
- Solid surface armcap color is always Corian™ glacier white.
- I**Select wood finish color.*
Pick only if product has wood armcaps. Refer to the **Product Color Options** page in this price list.
*For Kensington Maple add upcharge.
- J**Select laminate color.
Refer to the **Product Color Options** page in this price list.
- K**Select moisture barrier.
- | | |
|------------|-----------------------|
| MB | - Moisture barrier |
| NMB | - No moisture barrier |
- See pricing column for moisture barrier upcharge.

INFORMATION

| | |
|---|------|
| Kensington Maple Upcharge Kensington Maple requires extended leadtimes. | |
| Model | |
| AR | \$30 |
| AR/LFT/LT | \$30 |
| AR/RF/LT | \$30 |
| AR/LFRT/LT | \$30 |
| AR/RFRT/LT | \$30 |
| AR/LFT/VT | \$30 |
| AR/RF/VT | \$30 |
| AR/LFRT/VT | \$30 |
| AR/RFRT/VT | \$30 |

Placement Rules
-Magazine pouch cannot be on same side as I.V. pole.

-Catheter hooks cannot be on same side as I.V. pole.

C.O.M. Requirements
C.O.M. yardage requirements listed above are based on plain goods 54” wide. If less than 54”

wide or fabrics requiring matching (stripes, plaids, prints, large patterns), additional yardage will be needed. Consult C.O.M. matrix on the Ordering C.O.M. and C.O.L. page for additional yardage needed. For C.O.M. fabric sent to KI-High Point on multiple rolls, add an additional yard of fabric per roll to the yardage requirements.

C.O.L. Requirements
Figure 18 sq. ft. of leather (C.O.L.) for each yard shown (i.e., 4.75 x 18 = 85.5 sq. ft.).

Contrasting Upholstery
When contrasting fabric is chosen, price at highest in-grade.

Minimum Fabric/Leather Quantity
Minimum order for fabric is 1 yard. Minimum order for leather is 1 hide (approximately 50 sq. ft.).

Moisture Barrier
Moisture barrier is applied underneath the fabric cover as a means of protecting the foam.

FINISH INFORMATION

ADDITIONAL LAMINATE OFFERING

KI offers laminates beyond those offered in the standard offering. Laminates that are currently available in the program can be viewed in KI product specification tools. Requests to add laminates to the program can be submitted via the product modification request process. Please note, requests to add laminates to the program must include the laminate manufacturers name, color/pattern number, and finish code. Edge options are limited to standard edge colors. If a matching edge is required, this will need to be requested thru the product modification request process and may be subject to additional costs. Due to varying manufacturing processes and quality issues with some laminates, some requests may be denied. Extended lead times and minimum order quantities may apply on orders containing special laminates. Contact the product modification team for questions or additional information regarding special laminates and pricing.

SPECIAL SERVICES

Special Carton Marking

| | |
|-----------------------------------|-----|
| With specially marked information | N/C |
|-----------------------------------|-----|

Shipping
Ships **assembled, FOB High Point, NC 27263, freight prepaid.** Freight class 250.

Specifications and prices are subject to change without prior notice.

| HOW TO ORDER | | SPECIAL SERVICES | |
|--|--|---|--|
| Indicate the following information on order form: | | Special Carton Marking | |
| 1. Quantity of each item. | | With specially marked information | |
| 2. Model number, including options. See “How To Build a Model Number”. | | N/C | |
| 3. Any special service required. | | | |
| Note: • The <input type="checkbox"/> indicates that a choice is required. | | Shipping | |
| • The absence of the <input type="checkbox"/> indicates that no choice is required. | | Ships assembled, FOB High Point, NC 27263, freight prepaid. Freight class 250. | |
| • Alpha-numeric characters in place of <input type="checkbox"/> indicate that no other alternatives are available. | | Specifications and prices are subject to change without prior notice. | |

HOW TO ORDER

Indicate the following information on order form:
1. Quantity of each item.
2. Model number, including options. See “How To Build a Model Number”.
3. Any special service required.

Note: • The ☐ indicates that a choice is required.
• The absence of the ☐ indicates that no choice is required.
• Alpha-numeric characters in place of ☐ indicate that no other alternatives are available.

HOW TO BUILD A MODEL NUMBER

A

Select basic model.

B

Select non-contrast or fabric contrast 1.
Refer to [ki.com/fabrics](#)

C

Select fabric contrast 2.
Refer to [ki.com/fabrics](#)

D

Select I.V. pole.
(specified facing chair)

NS

- No pole

LFFIV

- Left facing front; add \$438

LRFIV

- Left facing rear; add \$438

RRFIV

- Right facing front; add \$438

RRFIV

- Right facing rear; add \$438

If tablet is specified, tablet, I.V. pole and/or catheter bag attachment must all be specified in unique locations.

E

Select catheter bag attachment.
(specified facing chair)

NCA

- No catheter attachment

LFCA

- Left facing front; add \$72

LRCA

- Left facing rear; add \$72

RFCA

- Right facing front; add \$72

RRCA

- Right facing rear; add \$72

If tablet is specified, tablet, I.V. pole and/or catheter bag attachment must all be specified in unique locations.

F

Select magazine pouch.
(specified facing chair)

NMR

- No magazine pouch

LFP

- Left side pouch (requires add'l fabric; matches arm); add \$293

RFP

- Right side pouch (requires add'l fabric; matches arm); add \$293

If optional I.V. pole is specified, magazine pouch cannot be specified on the same side.

G

Select mechanism type.

SM

- Standard mechanism

TM

- Trendelenburg mechanism; add \$243

H

Select armcap option.

WAC

- Wood armcaps

PAC

- Black poly; add \$226

SAC

- Solid surface armcaps; add \$1016

Solid surface armcap color is always Corian™ glacier white.

I

Select wood finish color.*
Pick only if product has wood armcaps.
Refer to the **Product Color Options** page in this price list.
*For Kensington Maple add upcharge.

J

Select veneer color.
Refer to the **Product Color Options** page in this price list.

K

Select moisture barrier.

MB

- Moisture barrier

NMB

- No moisture barrier

See pricing column for moisture barrier upcharge.

INFORMATION

Kensington Maple Upcharge

Kensington Maple requires extended leadtimes.

| | |
|------------|------|
| Model | |
| AR | \$30 |
| AR/LFT/LT | \$30 |
| AR/RF/LT | \$30 |
| AR/LFRT/LT | \$30 |
| AR/RFRT/LT | \$30 |
| AR/LFT/VT | \$30 |
| AR/RF/VT | \$30 |
| AR/LFRT/VT | \$30 |
| AR/RFRT/VT | \$30 |

Placement Rules

-Magazine pouch cannot be on same side as I.V. pole.

-Catheter hooks cannot be on same side as I.V. pole.

C.O.M. Requirements

C.O.M. yardage requirements listed above are based on plain goods 54” wide. If less than 54”

wide or fabrics requiring matching (stripes, plaids, prints, large patterns), additional yardage will be needed. Consult C.O.M. matrix on the Ordering C.O.M. and C.O.L. page for additional yardage needed. For C.O.M. fabric sent to KI-High Point on multiple rolls, add an additional yard of fabric per roll to the yardage requirements.

C.O.L. Requirements

Figure 18 sq. ft. of leather (C.O.L.) for each yard shown (i.e., 4.75 x 18 = 85.5 sq. ft.).

Contrasting Upholstery

When contrasting fabric is chosen, price at highest in-grade.

Minimum Fabric/Leather Quantity

Minimum order for fabric is 1 yard. Minimum order for leather is 1 hide (approximately 50 sq. ft.).

Moisture Barrier

Moisture barrier is applied underneath the fabric cover as a means of protecting the foam.

SPECIAL SERVICES

Special Carton Marking

With specially marked information N/C

Shipping

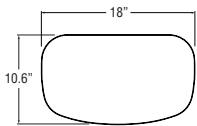
Ships **assembled, FOB High Point, NC 27263, freight prepaid.** Freight class 250.

Specifications and prices are subject to change without prior notice.

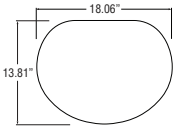


Recliner
(ARII15)

Tablet Arm Options



Top-Mounted Articulating
Revolving Tablet



Side-Mounted Articulating
Fold-Down Tablet

| General Dimensions | |
|---|---------|
| Seat width | 24" |
| Seat depth | 20" |
| Seat height | 22" |
| Arm width | 3-1/4" |
| Arm height at front of arm (highest point) | 27-1/2" |
| Overall Dimensions | |
| Width | 33" |
| Depth | 36-1/2" |
| Height | 44" |

Chair Testing and Loading

The Affina II Recliners have passed all standard ANSI BIFMA tests for seating products, and in addition, the chairs also passed KI's bariatric test battery (see document KI-98829) which allows the chairs to safely accommodate weights of up to 750 pounds.

Field Replaceable Seat, Back, Ottoman and Armcaps

Replacement seats include new foam and upholstery and are Velcro Fastened to the seat. Backs are attached to the frame mechanism with a metal-to-metal hinge connection that allows for easy replacement. Removing two screws at the bottom of the back will allow lifting the entire back off the mechanism. Replacement backs come with complete wood frame, foam and upholstery. Footrest Ottoman replacements are fully upholstered and bolt on to the frame. Armcaps are attached to the arms using compression dowels for easy replacement. For full arm replacement. contact a factory representative.

UPHOLSTERY INFORMATION

C.O.M. Fabric

For C.O.M. fabric sent to KI-High Point on multiple rolls, add an additional yard of fabric per roll to the yardage requirement. Multiple rolls have shorter pieces of fabric on them and do not allow nesting and stacking of the fabric to achieve the best yield as is done with one large roll. This results in yardage shortages and requests for additional fabric from the client, which can hold up the order. For each roll that is sent, one yard needs to be added and needs to be added to one of the rolls, not separately.

Fabric Disclaimer

Fabric will be applied as swatched by the fabric manufacturer. Fabric that is required to be applied differently than is swatched will need a Product Modification Request written specifying the direction the fabric is to be applied.

FINISH INFORMATION

Color Match

KI offers the additional option of color matching paint, polypropylene, or wood stain through Product Modification Requests. Contact Customer Service for details.

INFORMATION

Warranty

Refer to KI Terms & Conditions document or visit ki.com



| | | MODEL NUMBER | | | | | | | | | | | | | | | | | | | | | | | | | |
|--|--------------|--------------|---|---|---|---|---|---|---|---|---|---|----------|-------------------------|--------------|---------|---------|------------------|---------|---------|---------|---------|---------|---------|-----------------|-----------------|------------------------------------|
| | | Basic Model | Non-Contrast or Fabric Contrast 1 | Fabric Contrast 2 | Heat/ Massage Option | USB Power | I.V. Pole | Catheter Attach- ment | Magazine Pouch | Mech Type | Arm Cap | Wing back | | | | | | | | | | | | | | | Wood Finish |
| | Features | ARI115/NC | <input type="checkbox"/> <input type="checkbox"/> | | <input type="checkbox"/> <input type="checkbox"/> | <input type="checkbox"/> <input type="checkbox"/> | <input type="checkbox"/> <input type="checkbox"/> | <input type="checkbox"/> <input type="checkbox"/> | <input type="checkbox"/> <input type="checkbox"/> | <input type="checkbox"/> <input type="checkbox"/> | <input type="checkbox"/> <input type="checkbox"/> | <input type="checkbox"/> <input type="checkbox"/> | | Approx. Packaged Weight | Grade C.O.M. | Grade C | Grade D | Grade E & C.O.L. | Grade F | Grade G | Grade H | Grade I | Grade J | Grade K | Grade L Leather | Grade M Leather | Moisture Barrier add to list price |
| | Non-contrast | ARI115/FC | <input type="checkbox"/> <input type="checkbox"/> | <input type="checkbox"/> <input type="checkbox"/> | <input type="checkbox"/> <input type="checkbox"/> | <input type="checkbox"/> <input type="checkbox"/> | <input type="checkbox"/> <input type="checkbox"/> | <input type="checkbox"/> <input type="checkbox"/> | <input type="checkbox"/> <input type="checkbox"/> | <input type="checkbox"/> <input type="checkbox"/> | <input type="checkbox"/> <input type="checkbox"/> | <input type="checkbox"/> <input type="checkbox"/> | | 175.0# | \$ 5021 | \$ 5330 | \$ 5420 | \$ 5523 | \$ 5589 | \$ 5728 | \$ 5861 | \$ 6029 | \$ 6368 | \$ 6705 | \$ 7042 | \$ 7717 | \$ 193 |
| | Contrast | | <input type="checkbox"/> <input type="checkbox"/> | <input type="checkbox"/> <input type="checkbox"/> | <input type="checkbox"/> <input type="checkbox"/> | <input type="checkbox"/> <input type="checkbox"/> | <input type="checkbox"/> <input type="checkbox"/> | <input type="checkbox"/> <input type="checkbox"/> | <input type="checkbox"/> <input type="checkbox"/> | <input type="checkbox"/> <input type="checkbox"/> | <input type="checkbox"/> <input type="checkbox"/> | <input type="checkbox"/> <input type="checkbox"/> | | 175.0# | 5132 | 5441 | 5534 | 5637 | 5703 | 5842 | 5974 | 6142 | 6481 | 6816 | 7153 | 7831 | 193 |
| | | | | | | | | | | | | | | | | | | | | | | | | | | | |
| | | | | | | | | | | | | | | | | | | | | | | | | | | | |
| | | | | | | | | | | | | | | | | | | | | | | | | | | | |
| | | | | | | | | | | | | | | | | | | | | | | | | | | | |
| | | | | | | | | | | | | | | | | | | | | | | | | | | | |
| | | | | | | | | | | | | | | | | | | | | | | | | | | | |
| | | | | | | | | | | | | | | | | | | | | | | | | | | | |
| | | | | | | | | | | | | | | | | | | | | | | | | | | | |
| | | | A | B | C | D | E | F | G | H | I | J | K | L | | | | | | | | | | | | | |

AFRL2

Recliner (Closed Arm)

- Non-contrast C.O.M = 5.5 yd
- 1 = Back, arms and footrest (Fabric Contrast 1) C.O.M. = 4.5 yd
- 2 = Seat (Fabric Contrast 2) C.O.M. = 1.25 yd
- Optional wings (Fabric Contrast 1) C.O.M. = 1.5 yd
- Optional magazine pouch (Fabric Contrast 1) C.O.M. = .5 yd

AFRL2
Recliner (Closed Arm)

- Non-contrast C.O.M = 5.5 yd
- 1 = Back, arms and footrest (Fabric Contrast 1) C.O.M. = 4.5 yd
- 2 = Seat (Fabric Contrast 2) C.O.M. = 1.25 yd
- Optional wings (Fabric Contrast 1) C.O.M. = 1.5 yd
- Optional magazine pouch (Fabric Contrast 1) C.O.M. = .5 yd

HOW TO ORDER

Indicate the following information on order form:

1. Quantity of each item.
2. Model number, including options. See “How To Build a Model Number”.
3. Any special service required.

Note:

- The ☐ indicates that a choice is required.
- The absence of the ☐ indicates that no choice is required.
- Alpha-numeric characters in place of ☐ indicate that no other alternatives are available.

HOW TO BUILD A MODEL NUMBER

ASelect basic model.

BSelect non-contrast or fabric contrast 1. Refer to [ki.com/fabrics](#)

CSelect fabric contrast 2. Refer to [ki.com/fabrics](#)

DSelect Heat and Massage option.
NHM - No heat and massage
WHM - With heat and massage (prohibited in San Francisco, CA); add \$1481

ESelect USB Power option.
NUSB - No USB power
WUSB - With USB power (prohibited in San Francisco, CA) ; add \$283
Only available if Heat and Massage option is selected.

FSelect I.V. pole (facing).
NS - No pole
LRFIV - Left facing rear; add \$419

RFFIV - Right facing front; add \$419
RRFIV - Right facing rear; add \$419
If optional magazine pouch is specified, only Left-facing-rear (LRFIV) or No pole (NS) can be specified.

GSelect catheter bag attachment hook (facing).
NCA - No catheter attachment
LRCA - Left facing rear; add \$71
RFCA - Right facing front; add \$71
RRCA - Right facing rear; add \$71
If optional I.V. pole is specified, catheter attachment can not be specified in the same location.

HSelect magazine pouch.
NMR - No magazine pouch
RFP - Right side pouch (requires add'l fabric; matches arm); add \$266

ISelect mechanism type.
SM - Standard mechanism
TM - Trendelenburg mechanism; add \$451

JSelect arm option.
WAC - Wood armcaps (pair)
PAC - Black poly (pair); add \$240
SAC - Solid surface armcaps; add \$1016
Solid surface armcap color is always Corian™ glacier white.

KSelect wingback.
NWB - No wingback
WWB - With wingback (requires add'l fabric, contact KI for yardage); add \$1003
Wingback fabric will match back fabric selection.

LSelect wood finish color.*
Pick only if product has wood armcaps. Refer to the **Product Color Options** page in this price list.
*For Kensington Maple add upcharge.

INFORMATION

Moisture Barrier
Moisture barrier is applied underneath the fabric cover as a means of protecting the foam.

Kensington Maple Upcharge
Kensington Maple requires extended leadtimes.
Model Affina 1.5 Recliner \$32

C.O.M. Requirements
C.O.M. yardage requirements listed above are based on plain goods 54" wide. If less than 54" wide or fabrics requiring matching (stripes, plaids, prints, large patterns), additional yardage will be needed. Consult C.O.M. matrix on the Ordering C.O.M. and C.O.L. page for additional yardage needed. For C.O.M. fabric sent to KI-High Point on multiple rolls, add an additional yard of fabric per roll to the yardage requirements.

C.O.L. Requirements
Figure 18 sq. ft. of leather (C.O.L.) for each yard shown (i.e., 4.75 x 18 = 85.5 sq. ft.).

Contrasting Upholstery
When contrasting fabric is chosen, price at highest in-grade.

Minimum Fabric/Leather Quantity
Minimum order for fabric is 1 yard. Minimum order for leather is 1 hide (approximately 50 sq. ft.).

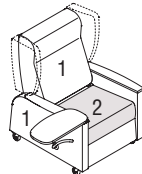
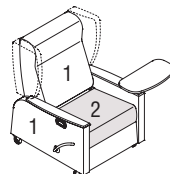
SPECIAL SERVICES

Special Carton Marking
With specially marked information N/C

Shipping
Ships **assembled, FOB High Point, NC 27263, freight prepaid.** Freight class 250.

Specifications and prices are subject to change without prior notice.



| MODEL NUMBER | | | | | | | | | | | | | | | | | | | | | | | | | | | | | |
|---|-------------------|---------------------------|--------------------------|--------------------------|--------------------------|--------------------------|--------------------------|--------------------------|--------------------------|--------------------------|--------------------------|--------------------------|--------------------------|-------------------------|--------------|---------|---------|------------------|---------|---------|---------|---------|---------|---------|-----------------|-----------------|------------------------------------|------------------------------------|------------------------------------|
| | Basic Model | Non-Cont or Fabric Cont 1 | Fabric Cont 2 | Heat Mass Opt | USB Pwr | I.V. Pole | Cath Att | Mag Pouch | Mech Type | Arm Cap | Wing back | Wd Fin | Lam. Color | Approx. Packaged Weight | Grade C.O.M. | Grade C | Grade D | Grade E & C.O.L. | Grade F | Grade G | Grade H | Grade I | Grade J | Grade K | Grade L Leather | Grade M Leather | Moisture Barrier add to list price | Laminate Grade 2 add to list price | Laminate Grade 3 add to list price |
|  | ARI115/NC/LFRT/LT | <input type="checkbox"/> | | <input type="checkbox"/> | <input type="checkbox"/> | <input type="checkbox"/> | <input type="checkbox"/> | <input type="checkbox"/> | <input type="checkbox"/> | <input type="checkbox"/> | <input type="checkbox"/> | <input type="checkbox"/> | <input type="checkbox"/> | 200.0# | \$ 5545 | \$ 5852 | \$ 5946 | \$ 6047 | \$ 6115 | \$ 6248 | \$ 6382 | \$ 6546 | \$ 6883 | \$ 7218 | \$ 7536 | \$ 8220 | \$ 193 | \$ 18 | \$ 115 |
| | ARI115/FC/LFRT/LT | <input type="checkbox"/> | <input type="checkbox"/> | <input type="checkbox"/> | <input type="checkbox"/> | <input type="checkbox"/> | <input type="checkbox"/> | <input type="checkbox"/> | <input type="checkbox"/> | <input type="checkbox"/> | <input type="checkbox"/> | <input type="checkbox"/> | <input type="checkbox"/> | 200.0# | 5659 | 5967 | 6061 | 6085 | 6229 | 6363 | 6496 | 6674 | 7000 | 7333 | 7667 | 8339 | 193 | 18 | 115 |
| | | | | | | | | | | | | | | | | | | | | | | | | | | | | | |
| | | | | | | | | | | | | | | | | | | | | | | | | | | | | | |
| | | | | | | | | | | | | | | | | | | | | | | | | | | | | | |
| | | | | | | | | | | | | | | | | | | | | | | | | | | | | | |
| | | | | | | | | | | | | | | | | | | | | | | | | | | | | | |
| | | | | | | | | | | | | | | | | | | | | | | | | | | | | | |
| | | | | | | | | | | | | | | | | | | | | | | | | | | | | | |
| | | | | | | | | | | | | | | | | | | | | | | | | | | | | | |
|  | ARI115/NC/RFRT/LT | <input type="checkbox"/> | | <input type="checkbox"/> | <input type="checkbox"/> | <input type="checkbox"/> | <input type="checkbox"/> | <input type="checkbox"/> | <input type="checkbox"/> | <input type="checkbox"/> | <input type="checkbox"/> | <input type="checkbox"/> | <input type="checkbox"/> | 200.0# | \$ 5545 | \$ 5852 | \$ 5946 | \$ 6047 | \$ 6115 | \$ 6248 | \$ 6382 | \$ 6546 | \$ 6883 | \$ 7218 | \$ 7536 | \$ 8220 | \$ 193 | \$ 18 | \$ 115 |
| | ARI115/FC/RFRT/LT | <input type="checkbox"/> | <input type="checkbox"/> | <input type="checkbox"/> | <input type="checkbox"/> | <input type="checkbox"/> | <input type="checkbox"/> | <input type="checkbox"/> | <input type="checkbox"/> | <input type="checkbox"/> | <input type="checkbox"/> | <input type="checkbox"/> | <input type="checkbox"/> | 200.0# | 5659 | 5967 | 6061 | 6085 | 6229 | 6363 | 6496 | 6674 | 7000 | 7333 | 7667 | 8339 | 193 | 18 | 115 |
| | | | | | | | | | | | | | | | | | | | | | | | | | | | | | |
| | | | | | | | | | | | | | | | | | | | | | | | | | | | | | |
| | | | | | | | | | | | | | | | | | | | | | | | | | | | | | |
| | | | | | | | | | | | | | | | | | | | | | | | | | | | | | |
| | | | | | | | | | | | | | | | | | | | | | | | | | | | | | |
| | | | | | | | | | | | | | | | | | | | | | | | | | | | | | |
| | | | | | | | | | | | | | | | | | | | | | | | | | | | | | |
| | | | | | | | | | | | | | | | | | | | | | | | | | | | | | |
| A B C D E F G H I J K L M | | | | | | | | | | | | | | | | | | | | | | | | | | | | | |

HOW TO ORDER

- Indicate the following information on order form:
- Quantity of each item.
 - Model number, including options. See “How To Build a Model Number”.
 - Any special service required.

Note:

- The ☐ indicates that a choice is required.
- The absence of the ☐ indicates that no choice is required.
- Alpha-numeric characters in place of ☐ indicate that no other alternatives are available.

HOW TO BUILD A MODEL NUMBER

- A**Select basic model.
- B**Select non-contrast or fabric contrast 1. Refer to [ki.com/fabrics](#)
- C**Select fabric contrast 2. Refer to [ki.com/fabrics](#)
- D**Select Heat and Massage option.
NHM - No heat and massage
WHM - With heat and massage (prohibited in San Francisco, CA); add \$1481
- E**Select USB Power option.
NUSB - No USB power
WUSB - With USB power (prohibited in San Francisco, CA) ; add \$283
Only available if Heat and Massage option is selected.
- F**Select I.V. pole (facing).
NS - No pole
LRFIV - Left facing rear; add \$419

- RFFIV** - Right facing front; add \$419
RRFIV - Right facing rear; add \$419
If optional magazine pouch is specified, only Left-facing-rear (LRFIV) or No pole (NS) can be specified.
- G**Select catheter bag attachment hook (facing).
NCA - No catheter attachment
LRCA - Left facing rear; add \$71
RFCA - Right facing front; add \$71
RRCA - Right facing rear; add \$71
If optional I.V. pole is specified, catheter attachment can not be specified in the same location.
- H**Select magazine pouch.
NMR - No magazine pouch
RFP - Right side pouch (requires add'l fabric; matches arm); add \$266
- I**Select mechanism type.
SM - Standard mechanism
TM - Trendelenburg mechanism; add \$451

- J**Select arm option.
WAC - Wood armcaps (pair)
PAC - Black poly (pair); add \$240
SAC - Solid surface armcaps; add \$1016
Solid surface armcap color is always Corian™ glacier white.
- K**Select wingback.
NWB - No wingback
WWB - With wingback (requires add'l fabric, contact KI for yardage); add \$1003
Wingback fabric will match back fabric selection.
- L**Select wood finish color.*
Pick only if product has wood armcaps. Refer to the **Product Color Options** page in this price list.
*For Kensington Maple add upcharge.
- M**Select laminate color.
Refer to the **Product Color Options** page in this price list.

INFORMATION

Moisture Barrier
Moisture barrier is applied underneath the fabric cover as a means of protecting the foam.

Kensington Maple Upcharge
Kensington Maple requires extended leadtimes.
Model
Affina 1.5 Recliner \$32

C.O.M. Requirements
C.O.M. yardage requirements listed above are based on plain goods 54” wide. If less than 54” wide or fabrics requiring matching (stripes, plaids, prints, large patterns), additional yardage will be needed. Consult C.O.M. matrix on the Ordering C.O.M. and C.O.L. page for additional yardage needed. For C.O.M. fabric sent to KI-High Point on multiple rolls, add an additional yard of fabric per roll to the yardage requirements.

C.O.L. Requirements
Figure 18 sq. ft. of leather (C.O.L.) for each yard shown (i.e., 4.75 x 18 = 85.5 sq. ft.).

Contrasting Upholstery
When contrasting fabric is chosen, price at highest in-grade.

Minimum Fabric/Leather Quantity
Minimum order for fabric is 1 yard. Minimum order for leather is 1 hide (approximately 50 sq. ft.).

FINISH INFORMATION

ADDITIONAL LAMINATE OFFERING

KI offers laminates beyond those offered in the standard offering. Laminates that are currently available in the program can be viewed in KI product specification tools. Requests to add laminates to the program can be submitted via the product modification request process. Please note, requests to add laminates to the program must include the laminate manufacturers name, color/pattern number, and finish code. Edge options are limited to standard edge colors. If a matching edge is required, this will need to be requested thru the product modification request process and may be subject to additional costs. Due to varying manufacturing processes and quality issues with some laminates, some requests may be denied. Extended lead times and minimum order quantities may apply on orders containing special laminates. Contact the product modification team for questions or additional information regarding special laminates and pricing.

SPECIAL SERVICES

Special Carton Marking
With specially marked information N/C

Shipping
Ships **assembled, FOB High Point, NC 27263, freight prepaid.** Freight class 250.

Specifications and prices are subject to change without prior notice.



- Non-contrast C.O.M. = 5.5 yd
- 1 = Back, arms and footrest (Fabric Contrast 1) C.O.M. = 4.5 yd
- 2 = Seat (Fabric Contrast 2) C.O.M. = 1.25 yd
- Optional wings (Fabric Contrast 1) C.O.M. = 1.5 yd
- Optional magazine pouch (Fabric Contrast 1) C.O.M. = .5 yd

[illegible]

Indicate the following information on order form:

1. Quantity of each item.
2. Model number, including options. See "How To Build a Model Number".
3. Any special service required.

Note: • The ☐ indicates that a choice is required.

- The absence of the ☐ indicates that no choice is required.
- Alpha-numeric characters in place of ☐ indicate that no other alternatives are available.

A Select basic model.

B Select non-contrast or fabric contrast 1.
Refer to [**ki.com/fabrics**](http://ki.com/fabrics)

- C** Select fabric contrast 2.
Refer to ki.com/fabrics
- D** Select Heat and Massage option.
- | | |
|------------|---|
| NHM | - No heat and massage |
| WHM | - With heat and massage (prohibited in San Francisco, CA); add \$1481 |
- E** Select USB Power option.
- | | |
|-------------|--|
| NUSB | - No USB power |
| WUSB | - With USB power (prohibited in San Francisco, CA) ; add \$283 |
- Only available if Heat and Massage option is selected.
- F** Select I.V. pole (facing).
- | | |
|-------------|-------------------------------|
| NR | - No pole |
| LRFV | - Left facing rear; add \$419 |

| | |
|--------------|---------------------------------|
| RFFIV | - Right facing front; add \$419 |
| RRFIV | - Right facing rear; add \$419 |

If optional magazine pouch is specified, only Left-facing-rear (LRFIV) or No pole (NS) can be specified.

- G** Select catheter bag attachment hook (facing).
- | | |
|-------------|--------------------------------|
| NCA | - No catheter attachment |
| LRCA | - Left facing rear; add \$71 |
| RCA | - Right facing front; add \$71 |
| RRCA | - Right facing rear; add \$71 |
- If optional I.V. pole is specified, catheter attachment can not be specified in the same location.
- H** Select magazine pouch.
- | | |
|------------|--|
| NMR | - No magazine pouch |
| RFP | - Right side pouch (requires add'l fabric; matches arm); add \$266 |

- 1 Select mechanism type.
- | | |
|-----------|--------------------------------|
| SM | - Standard mechanism |
| TM | - Trendelenburg mechanism; add |
- \$451

- J** Select arm option.
- | | |
|------------|-------------------------------------|
| WAC | - Wood armcaps (pair) |
| PAC | - Black poly (pair); add \$240 |
| SAC | - Solid surface armcaps; add \$1016 |
- Solid surface armcap color is always Corian™ glacier white.
- K** Select wingback.
- | | |
|------------|---|
| NWB | - No wingback |
| WWB | - With wingback (requires add'l fabric, contact KI for yardage); add \$1003 |
- Wingback fabric will match back fabric selection.
- L** Select wood finish color.*
- Pick only if product has wood armcaps. Refer to the **Product Color Options** page in this price list.
- *For Kensington Maple add upcharge.
- M** Select veneer color.
- Refer to the **Product Color Options** page in this price list.

Moisture Barrier

Moisture barrier is applied underneath the fabric cover as a means of protecting the foam.

Kensington Maple Upcharge

Kensington Maple requires extended leadtimes.
Model
Affina 1.5 Recliner \$32

C.O.M. Requirements

C.O.M. yardage requirements listed above are based on plain goods 54" wide. If less than 54" wide or fabrics requiring matching (stripes, plaids, prints, large patterns), additional yardage will be needed. Consult C.O.M. matrix on the Ordering C.O.M. and C.O.L. page for additional yardage needed. For C.O.M. fabric sent to Ki-High Point on multiple rolls, add an additional yard of fabric per roll to the yardage requirements.

C.O.L. Requirements

Figure 18 sq. ft. of leather (C.O.L.) for each yard shown (i.e., $4.75 \times 18 = 85.5$ sq. ft.).

Contrasting Upholstery

When contrasting fabric is chosen, price at highest in-grade.

Minimum Fabric/Leather Quantity

Minimum order for fabric is 1 yard. Minimum order for leather is 1 hide (approximately 50 sq. ft).

SPECIAL SERVICES

Special Carton Marking

With specially marked information N/C

Shipping

**Ships assembled, FOB High Point, NC 27263,
freight prepaid. Freight class 250.**

Specifications and prices are subject to change without prior notice.

HOW TO ORDER

Indicate the following information on order form:
1. Quantity of each item.
2. Model number, including options. See “How To Build a Model Number”.
3. Any special service required.

Note: • The ☐ indicates that a choice is required.

• The absence of the ☐ indicates that no choice is required.

• Alpha-numeric characters in place of ☐ indicate that no other alternatives are available.

HOW TO BUILD A MODEL NUMBER

A Select basic model.

| | |
|-------|--------------------------------|
| NCA | - No catheter attachment |
| LRCFA | - Left facing rear; add \$71 |
| RFCFA | - Right facing front; add \$71 |
| RRCA | - Right facing rear; add \$71 |

If optional I.V. pole is specified, catheter attachment can not be specified in the same location.

B Select non-contrast or fabric contrast 1.
Refer to [ki.com/fabrics](#)

C Select fabric contrast 2.
Refer to [ki.com/fabrics](#)

D Select Heat and Massage option.

| | |
|-----|---|
| NHM | - No heat and massage |
| WHM | - With heat and massage (prohibited in San Francisco, CA); add \$1481 |

E Select USB Power option.

| | |
|------|--|
| NUSB | - No USB power |
| WUSB | - With USB power (prohibited in San Francisco, CA) ; add \$283 |

Only available if Heat and Massage option is selected.

F Select I.V. pole (facing).

| | |
|-------|-------------------------------|
| NS | - No pole |
| LRFIV | - Left facing rear; add \$419 |

G Select catheter bag attachment hook (facing).

| | |
|-------|--------------------------------|
| NCA | - No catheter attachment |
| LRCFA | - Left facing rear; add \$71 |
| RFCFA | - Right facing front; add \$71 |
| RRCA | - Right facing rear; add \$71 |

If optional I.V. pole is specified, catheter attachment can not be specified in the same location.

H Select magazine pouch.

| | |
|-----|--|
| NMR | - No magazine pouch |
| RFP | - Right side pouch (requires add'l fabric; matches arm); add \$266 |

I Select mechanism type.

| | |
|----|--------------------------------------|
| SM | - Standard mechanism |
| TM | - Trendelenburg mechanism; add \$451 |

J Select arm option.

| | |
|-----|-------------------------------------|
| WAC | - Wood armcaps (pair) |
| PAC | - Black poly (pair); add \$240 |
| SAC | - Solid surface armcaps; add \$1016 |

Solid surface armcap color is always Corian™ glacier white.

K Select wingback.

| | |
|-----|---|
| NWB | - No wingback |
| WWB | - With wingback (requires add'l fabric, contact KI for yardage); add \$1003 |

Wingback fabric will match back fabric selection.

L Select wood finish color.*
Pick only if product has wood armcaps.
Refer to the **Product Color Options** page in this price list.
*For Kensington Maple add upcharge.

M Select veneer color.
Refer to the **Product Color Options** page in this price list.

INFORMATION

Moisture Barrier

Moisture barrier is applied underneath the fabric cover as a means of protecting the foam.

Kensington Maple Upcharge

Kensington Maple requires extended leadtimes.
Model
Affina 1.5 Recliner \$32

C.O.M. Requirements

C.O.M. yardage requirements listed above are based on plain goods 54” wide. If less than 54” wide or fabrics requiring matching (stripes, plaids, prints, large patterns), additional yardage will be needed. Consult C.O.M. matrix on the Ordering C.O.M. and C.O.L. page for additional yardage needed. For C.O.M. fabric sent to KI-High Point on multiple rolls, add an additional yard of fabric per roll to the yardage requirements.

SPECIAL SERVICES

Special Carton Marking

With specially marked information N/C

Shipping

Ships assembled, FOB High Point, NC 27263, freight prepaid. Freight class 250.

Specifications and prices are subject to change without prior notice.



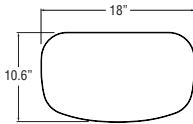
Recliner
(ARII)



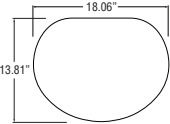
Bariatric
(ARIIBAR)

| General Dimensions | | |
|--|---------|---------|
| Seat width | 24" | 28-1/2" |
| Seat depth | 20" | 21-1/2" |
| Seat height | 22" | 22" |
| Arm width | 3-1/4" | 3-1/4" |
| Arm height at front of arm (highest point) | 27-1/2" | 27-1/2" |
| Overall Dimensions | | |
| Width | 33-1/2" | 38" |
| Depth | 36-1/2" | 36-1/2" |
| Height | 46" | 46" |

Tablet Arm Options



Top-Mounted Articulating
Revolving Tablet



Side-Mounted Articulating
Fold-Down Tablet



Recliner with Wings
(ARII/WWB)



Bariatric Recliner with Wings
(ARIIBAR/WWB)

Wood Arm Caps

Wood arm caps are constructed of 5/4 select hardwood kiln dried to a moisture content of 5% to 7%, fastened to hardwood plywood panels. Joinery utilizes three (3) 1/2" x 1" spring steel dowels, screwed into position on the arm cap. Plywood arm panels are 1/2" thick plywood skins, inside and out. glued and stapled using mortise, butt, and lap joints throughout. Craftboard (.09 thick) is stapled over edges and bottom beneath 1/4" thick soft polyurethane foam padding.

Mechanism and Chair Frame

Rectangular steel tube frame ranging from 14 to 10 guage, is welded, or riveted, at all member connections and fully powder coated to seal frame. Steel frame arm and footrest mounting plates are 14 guage thickness. Frame is bolted to wood arms at 12 locations using 1/4"-20 machine bolts. Back frame is constructed of 1" laminated plywood with solid wood cross rails. Dowel and lap joints are utilized. Seat frame is 5/4 solid maple wood. Mechanism is all steel ranging in guage from 14-11 guage.

Recliner Back and Seat

Back is 1" hardwood plywood (7 ply) utilixing dowel and lap joints. Six (6) 3" woven web straps are stretched and interwoven across the seat and stapled. Sea Board mounts to steel seat frame using two (2) 1/4"-20 machne bolts. Propex woven polypropylene fabric covers the back surface openings. A layer of 1/4" thick soft polyurethane foam padding covers all non-cushioned surfaces.

Polyurethane Foam Cushions

Seat cushion is composed of 2.5 lb. 35 density high resilient polyurethane foam measuring 4" in thickness. A 1" thick slab of 1.5 lb. 14 density foam is laminated to the top and front edge. Back cushion is composed of 2.5 lb. 35 density high resilient polyurethane foam measuring 2" in thickness. A 1" thick slab of 1.5 lb. 14 density foam is laminated to the foam surface.

Upholstery Covers

Traditional upholstery methods are used throughout.

Central Locking Caster System

5" sealed, locking casters are activated using a foot lever, and are controlled by a series of steel and cast aluminum linkages inside the chair.

Optional Heat & Massage

Heat & Massage units are installed into the backrest and the seat of the unit. Control functions are performed at a built-in control unit in the right-facing arm. Three temperature levels are available for the heat option: low (37C/99F), medium (38C/101F), and high (39C/102F), with an automatic shut-off after four hours of operation. The vibrating massage modules are built into the backrest of the unit, with the controller managing four modes of operation: low location low vibration, low location high vibration, high location low vibration, and high location high vibration, also with an automatic shut-off after 15 minutes of operation. The entire assembly meets TUV Rheinland and IEC 60601-1 ratings. The powercard is a 14 AWG, 15-Amp NEMA rated three conducted SJT, with a three-prong grounded plug. A 72" length of exposed power cord extends from the back of the unit and is strain releaf mounted to the rear of the unit. Use of this product is not intended to offer any medical benefits, but rather supports relaxation, comfort, and convenience to the user.

Optional USB Charger (requires Heat & Massage selection)

The USB power module houses one 5V DC USB (type 2.0 and type 3.0 compatible) charging plug-in receptacle with 1-AMP DC total power (no data). The module is installed in the front of the right-side facing arm.

UPHOLSTERY INFORMATION

C.O.M. Fabric

For C.O.M. fabric sent to KI-High Point on multiple rolls, add an additional yard of fabric per roll to the yardage requirement. Multiple rolls have shorter pieces of fabric on them and do not allow nesting and stacking of the fabric to achieve the best yield as is done with one large roll. This results in yardage shortages and requests for additional fabric from the client, which can hold up the order. For each roll that is sent, one yard needs to be added and needs to be added to one of the rolls, not separately.

Fabric Disclaimer

Fabric will be applied as swatched by the fabric manufacturer. Fabric that is required to be applied differently than is swatched will need a Product Modification Request written specifying the direction the fabric is to be applied.

FINISH INFORMATION

Color Match

KI offers the additional option of color matching paint, polypropylene, or wood stain through Product Modification Requests. Contact Customer Service for details.

INFORMATION

Warranty

Refer to KI Terms & Conditions document or visit ki.com

Chair Testing and Loading

The Affina II Recliners have passed all standard ANSI BIFMA tests for seating products, and in addition, the chairs also passed KI's bariatric test battery (see document KI-98829) which allows the chairs to safely accommodate weights of up to 750 pounds.

Field Replaceable Seat, Back, Ottoman and Armcaps

Replacement seats include new foam and upholstery and are Velcro Fastened to the seat. Backs are attached to the frame mechanism with a metal-to-metal hinge connection that allows for easy replacement. Removing two screws at the bottom of the back will allow lifting the entire back off the mechanism. Replacement backs come with complete wood frame, foam and upholstery. Footrest Ottoman replacements are fully upholstered and bolt on to the frame. Armcaps are attached to the arms using compression dowels for easy replacement. For full arm replacement, contact a factory representative.

Affina® II
Recliner



Affina® II
Recliner

| | | MODEL NUMBER | | | | | | | | | | | | | | | | | | | | | | | | |
|--|--------------|--------------|---------------------------|--------------------------|--------------------------|--------------------------|--------------------------|--------------------------|--------------------------|--------------------------|--------------------------|--------------------------|-------------|-------------------------|--------------|---------|---------|------------------|---------|---------|---------|---------|---------|---------|-----------------|-----------------|
| | | Basic Model | Non-Cont or Fabric Cont 1 | Fabric Cont 2 | Heat/ Mass Option | USB Power | I.V. Pole | Cath Attach-ment | Magazine Pouch | Mech Type | Arm Cap | Wing back | Wood Finish | Approx. Packaged Weight | Grade C.O.M. | Grade C | Grade D | Grade E & C.O.L. | Grade F | Grade G | Grade H | Grade I | Grade J | Grade K | Grade L Leather | Grade M Leather |
| | Non-Contrast | ARI/NC | <input type="checkbox"/> | | <input type="checkbox"/> | <input type="checkbox"/> | <input type="checkbox"/> | <input type="checkbox"/> | <input type="checkbox"/> | <input type="checkbox"/> | <input type="checkbox"/> | <input type="checkbox"/> | 200.0# | \$ 6276 | \$ 6577 | \$ 6669 | \$ 6767 | \$ 6833 | \$ 6965 | \$ 7091 | \$ 7259 | \$ 7588 | \$ 7914 | \$ 8240 | \$ 8896 | \$ 193 |
| | Contrast | ARI/FC | <input type="checkbox"/> | <input type="checkbox"/> | <input type="checkbox"/> | <input type="checkbox"/> | <input type="checkbox"/> | <input type="checkbox"/> | <input type="checkbox"/> | <input type="checkbox"/> | <input type="checkbox"/> | <input type="checkbox"/> | 200.0# | 6388 | 6688 | 6780 | 6881 | 6943 | 7078 | 7206 | 7371 | 7701 | 8026 | 8355 | 9007 | 193 |
| | | | | | | | | | | | | | | | | | | | | | | | | | | |
| | | | | | | | | | | | | | | | | | | | | | | | | | | |
| | | | | | | | | | | | | | | | | | | | | | | | | | | |
| | | | | | | | | | | | | | | | | | | | | | | | | | | |
| | | | | | | | | | | | | | | | | | | | | | | | | | | |
| | | | | | | | | | | | | | | | | | | | | | | | | | | |
| | | | | | | | | | | | | | | | | | | | | | | | | | | |
| | | | | | | | | | | | | | | | | | | | | | | | | | | |
| | | | | | | | | | | | | | | | | | | | | | | | | | | |
| | | | A | B | C | D | E | F | G | H | I | J | K | L | | | | | | | | | | | | |

AFRL2

Recliner (Closed Arm)

- Non-contrast C.O.M = 5.5 yd
- 1 = Back, arms and footrest (Fabric Contrast 1) C.O.M. = 4.5 yd
- 2 = Seat (Fabric Contrast 2) C.O.M. = 1.25 yd
- Optional wings (Fabric Contrast 1) C.O.M. = 1.5 yd
- Optional magazine pouch (Fabric Contrast 1) C.O.M. = .5 yd

- AFRL2
Recliner (Closed Arm)
- Non-contrast C.O.M = 5.5 yd
 - 1 = Back, arms and footrest (Fabric Contrast 1) C.O.M. = 4.5 yd
 - 2 = Seat (Fabric Contrast 2) C.O.M. = 1.25 yd
 - Optional wings (Fabric Contrast 1) C.O.M. = 1.5 yd
 - Optional magazine pouch (Fabric Contrast 1) C.O.M. = .5 yd

HOW TO ORDER

Indicate the following information on order form:

1. Quantity of each item.
2. Model number, including options. See “How To Build a Model Number”.
3. Any special service required.

- Note:
- The ☐ indicates that a choice is required.
 - The absence of the ☐ indicates that no choice is required.
 - Alpha-numeric characters in place of ☐ indicate that no other alternatives are available.

HOW TO BUILD A MODEL NUMBER

- A**Select basic model.
- B**Select non-contrast or fabric contrast 1. Refer to [ki.com/fabrics](#)
- C**Select fabric contrast 2. Refer to [ki.com/fabrics](#)
- D**Select Heat and Massage option.
NHM - No heat and massage
WHM - With heat and massage (prohibited in San Francisco, CA); add \$1481
- E**Select USB Power option.
NUSB - No USB power
WUSB - With USB power (prohibited in San Francisco, CA) ; add \$283
Only available if Heat and Massage option is selected.
- F**Select I.V. pole (facing).
NS - No pole
LRFIV - Left facing rear; add \$419

- RFFIV** - Right facing front; add \$419
RRFIV - Right facing rear; add \$419
If optional magazine pouch is specified, only Left-facing-rear (LRFIV) or No pole (NS) can be specified.
- G**Select catheter bag attachment hook (facing).
RRCA - Right facing rear; add \$71
NCA - No catheter attachment
LRCA - Left facing rear; add \$71
RFCA - Right facing front; add \$71
If optional I.V. pole is specified, catheter attachment can not be specified in the same location.
- H**Select magazine pouch.
NMR - No magazine pouch
RFP - Right side pouch (requires add'l fabric; matches arm); add \$266
- I**Select mechanism type.
SM - Standard mechanism
TM - Trendelenburg mechanism; add \$451
- J**Select arm option.

- WAC** - Wood armcaps (pair)
PAC - Black poly (pair); add \$240
SAC - Solid surface armcaps; add \$1016
Solid surface armcap color is always Corian™ glacier white.
- K**Select wingback.
NWB - No wingback
WWB - With wingback (requires add'l fabric, contact KI for yardage); add \$1003
Wingback fabric will match back fabric selection.
- L**Select wood finish color.*
Pick only if product has wood armcaps. Refer to the **Product Color Options** page in this price list.
*For Kensington Maple add upcharge.

INFORMATION

Moisture Barrier
Moisture barrier is applied underneath the fabric cover as a means of protecting the foam.

Kensington Maple Upcharge
Kensington Maple requires extended leadtimes.
Model Affina II Recliner \$32

C.O.M. Requirements
C.O.M. yardage requirements listed above are based on plain goods 54” wide. If less than 54” wide or fabrics requiring matching (stripes, plaids, prints, large patterns), additional yardage will be needed. Consult C.O.M. matrix on the Ordering C.O.M. and C.O.L. page for additional yardage needed. For C.O.M. fabric sent to KI-High Point on multiple rolls, add an additional yard of fabric per roll to the yardage requirements.

C.O.L. Requirements
Figure 18 sq. ft. of leather (C.O.L.) for each yard shown (i.e., 4.75 x 18 = 85.5 sq. ft.).

Contrasting Upholstery
When contrasting fabric is chosen, price at highest in-grade.

Minimum Fabric/Leather Quantity
Minimum order for fabric is 1 yard. Minimum order for leather is 1 hide (approximately 50 sq. ft.).

SPECIAL SERVICES

Special Carton Marking
With specially marked information N/C

Shipping
Ships **assembled, FOB High Point, NC 27263, freight prepaid.** Freight class 250.

Specifications and prices are subject to change without prior notice.



**Recliner w/ Right Facing Laminate
Side Articulating Tablet**

- Non-contrast C.O.M. = 5.5 yd
- 1 = Back, arms and footrest (Fabric Contrast 1) C.O.M. = 4.5 yd
- 2 = Seat (Fabric Contrast 2) C.O.M. = 1.25 yd
- Optional wings (Fabric Contrast 1) C.O.M. = 1.5 yd
- Optional magazine pouch (Fabric Contrast 1) C.O.M. = .5 yd

[illegible]

HOW TO ORDER

Indicate the following information on order form:

1. Quantity of each item.
2. Model number, including options. See "How To Build a Model Number".
3. Any special service required.

Note: • The ☐ indicates that a choice is required

- The absence of the ☐ indicates that no choice is required.
- Alpha-numeric characters in place of ☐ indicate that no other alternatives are available.

HOW TO BUILD A MODEL NUMBER

- A** Select basic model.
- B** Select non-contrast or fabric contrast 1.
Refer to ki.com/fabrics

- C** Select fabric contrast 2.
Refer to ki.com/fabrics

- D** Select Heat and Massage option.
- | | |
|------------|---|
| NHM | - No heat and massage |
| WHM | - With heat and massage (prohibited in San Francisco, CA); add \$1481 |

- E** Select USB Power option.
- | | |
|-------------|--|
| NUSB | - No USB power |
| WUSB | - With USB power (prohibited in San Francisco, CA) ; add \$283 |
- Only available if Heat and Massage option is selected.

- F** Select I.V. pole (facing).
- | | |
|--------------|-------------------------------|
| NS | - No pole |
| LRFIV | - Left facing rear; add \$419 |

- RFFIV** - Right facing front; add \$419
RRFIV - Right facing rear; add \$419
 If optional magazine pouch is specified, only Left-facing-rear (LRFIV) or No pole (NS) can be specified.

- G** Select catheter bag attachment hook (facing).
- | | |
|-------------|--------------------------------|
| NCA | - No catheter attachment |
| LRCA | - Left facing rear; add \$71 |
| RFCA | - Right facing front; add \$71 |
| RRCA | - Right facing rear; add \$71 |
- If optional I.V. pole is specified, catheter attachment can not be specified in the same location.

- H** Select magazine pouch.
- | | |
|------------|--|
| NMR | - No magazine pouch |
| RFP | - Right side pouch (requires add'l fabric; matches arm); add \$266 |

- 1** Select mechanism type.
- | | |
|-----------|--------------------------------|
| SM | - Standard mechanism |
| TM | - Trendelenburg mechanism; add |
- \$451

- J** Select arm option.

- | | |
|------------|-------------------------------------|
| WAC | - Wood armcaps (pair) |
| PAC | - Black poly (pair); add \$240 |
| SAC | - Solid surface armcaps; add \$1016 |
- Solid surface armcap color is always Corian™ glacier white.

- K** Select wingback.
- | | |
|------------|---|
| NWB | - No wingback |
| WWB | - With wingback (requires add'l fabric, contact KI for yardage); add \$1003 |
- Wingback fabric will match back fabric selection.

- L** Select wood finish color.*
Pick only if product has wood armcaps.
Refer to the **Product Color Options** page in
this price list.

- M** Select laminate color.
Refer to the **Product Color Options** page in this price list.

INFORMATION

Moisture Barrier

Moisture barrier is applied underneath the fabric cover as a means of protecting the foam.

Kensington Maple Upcharge

Kensington Maple requires extended leadtimes.
Model
Affina II Recliner \$32

C.O.M. Requirements

C.O.M. yardage requirements listed above are based on plain goods 54" wide. If less than 54" wide or fabrics requiring matching (stripes, plaids, prints, large patterns), additional yardage will be needed. Consult C.O.M. matrix on the Ordering C.O.M. and C.O.L. page for additional yardage needed. For C.O.M. fabric sent to KI-High Point on multiple rolls, add an additional yard of fabric per roll to the yardage requirements.

C.O.L. Requirements

Figure 18 sq. ft. of leather (C.O.L.) for each yard shown (i.e., $4.75 \times 18 = 85.5$ sq. ft.).

Contrasting Upholstery

When contrasting fabric is chosen, price at highest in-grade.

Minimum Fabric/Leather Quantity

Minimum order for fabric is 1 yard. Minimum order for leather is 1 hide (approximately 50 sq. ft).

FINISH INFORMATION

ADDITIONAL LAMINATE OFFERING

KI offers laminates beyond those offered in the standard offering. Laminates that are currently available in the program can be viewed in KI product specification tools. Requests to add laminates to the program can be submitted via the product modification request process. Please note, requests to add laminates to the program must include the laminate manufacturers name, color/pattern number, and finish code. Edge options are limited to standard edge colors. If a matching edge is required, this will need to be requested thru the product modification request process and may be subject to additional costs. Due to varying manufacturing processes and quality issues with some laminates, some requests may be denied. Extended lead times and minimum order quantities may apply on orders containing special laminates. Contact the product modification team for questions or additional information regarding special laminates and pricing.

SPECIAL SERVICES

Special Carton Marking

With specially marked information N/C

Shipping

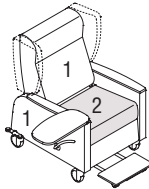
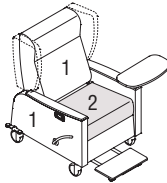
**Ships assembled, FOB High Point, NC 27263,
freight prepaid. Freight class 250.**

Specifications and prices are subject to change without prior notice.

Affina® II
Recliner

KI

Affina® II
Recliner

| MODEL NUMBER | | | | | | | | | | | | | | | | | | | | | | | | | | | | | |
|---|----------------|---------------------------|--------------------------|--------------------------|--------------------------|--------------------------|--------------------------|--------------------------|--------------------------|--------------------------|--------------------------|--------------------------|--------------------------|-------------------------|--------------|---------|---------|------------------|---------|---------|---------|---------|---------|---------|-----------------|-----------------|------------------------------------|------------------------------------|------------------------------------|
| | Basic Model | Non-Cont or Fabric Cont 1 | Fabric Cont 2 | Heat/ Mass Option | USB Power | I.V. Pole | Cath Attach-ment | Mag Pouch | Mech Type | Arm Cap | Wing back | Wood Finish | Lam. Color | Approx. Packaged Weight | Grade C.O.M. | Grade C | Grade D | Grade E & C.O.L. | Grade F | Grade G | Grade H | Grade I | Grade J | Grade K | Grade L Leather | Grade M Leather | Moisture Barrier add to list price | Laminate Grade 2 add to list price | Laminate Grade 3 add to list price |
|  | ARI/NC/LFRT/LT | <input type="checkbox"/> | | <input type="checkbox"/> | <input type="checkbox"/> | <input type="checkbox"/> | <input type="checkbox"/> | <input type="checkbox"/> | <input type="checkbox"/> | <input type="checkbox"/> | <input type="checkbox"/> | <input type="checkbox"/> | <input type="checkbox"/> | 200.0# | \$ 6776 | \$ 7076 | \$ 7163 | \$ 7263 | \$ 7327 | \$ 7459 | \$ 7588 | \$ 7752 | \$ 8076 | \$ 8399 | \$ 8723 | \$ 9374 | \$ 193 | \$ 18 | \$ 115 |
| | ARI/FC/LFRT/LT | <input type="checkbox"/> | <input type="checkbox"/> | <input type="checkbox"/> | <input type="checkbox"/> | <input type="checkbox"/> | <input type="checkbox"/> | <input type="checkbox"/> | <input type="checkbox"/> | <input type="checkbox"/> | <input type="checkbox"/> | <input type="checkbox"/> | <input type="checkbox"/> | 200.0# | 6886 | 7187 | 7277 | 7373 | 7439 | 7571 | 7699 | 7862 | 8186 | 8510 | 8835 | 9485 | 193 | 18 | 115 |
| | | | | | | | | | | | | | | | | | | | | | | | | | | | | | |
| | | | | | | | | | | | | | | | | | | | | | | | | | | | | | |
| | | | | | | | | | | | | | | | | | | | | | | | | | | | | | |
| | | | | | | | | | | | | | | | | | | | | | | | | | | | | | |
| | | | | | | | | | | | | | | | | | | | | | | | | | | | | | |
| | | | | | | | | | | | | | | | | | | | | | | | | | | | | | |
| | | | | | | | | | | | | | | | | | | | | | | | | | | | | | |
| | | | | | | | | | | | | | | | | | | | | | | | | | | | | | |
| AFRL2 | | | | | | | | | | | | | | | | | | | | | | | | | | | | | |
| Recliner w/ Left Facing Laminate Top Articulating Tablet | | | | | | | | | | | | | | | | | | | | | | | | | | | | | |
| <ul style="list-style-type: none">Non-contrast C.O.M = 5.5 yd1 = Back, arms and footrest (Fabric Contrast 1) C.O.M. = 4.5 yd2 = Seat (Fabric Contrast 2) C.O.M. = 1.25 ydOptional wings (Fabric Contrast 1) C.O.M. = 1.5 ydOptional magazine pouch (Fabric Contrast 1) C.O.M. = .5 yd | | | | | | | | | | | | | | | | | | | | | | | | | | | | | |
| | | | | | | | | | | | | | | | | | | | | | | | | | | | | | |
|  | ARI/NC/RFRT/LT | <input type="checkbox"/> | | <input type="checkbox"/> | <input type="checkbox"/> | <input type="checkbox"/> | <input type="checkbox"/> | <input type="checkbox"/> | <input type="checkbox"/> | <input type="checkbox"/> | <input type="checkbox"/> | <input type="checkbox"/> | <input type="checkbox"/> | 200.0# | \$ 6776 | \$ 7076 | \$ 7163 | \$ 7263 | \$ 7327 | \$ 7459 | \$ 7588 | \$ 7752 | \$ 8076 | \$ 8399 | \$ 8723 | \$ 9374 | \$ 193 | \$ 18 | \$ 115 |
| | ARI/FC/RFRT/LT | <input type="checkbox"/> | <input type="checkbox"/> | <input type="checkbox"/> | <input type="checkbox"/> | <input type="checkbox"/> | <input type="checkbox"/> | <input type="checkbox"/> | <input type="checkbox"/> | <input type="checkbox"/> | <input type="checkbox"/> | <input type="checkbox"/> | <input type="checkbox"/> | 200.0# | 6886 | 7187 | 7277 | 7373 | 7439 | 7571 | 7699 | 7862 | 8186 | 8510 | 8835 | 9485 | 193 | 18 | 115 |
| | | | | | | | | | | | | | | | | | | | | | | | | | | | | | |
| | | | | | | | | | | | | | | | | | | | | | | | | | | | | | |
| | | | | | | | | | | | | | | | | | | | | | | | | | | | | | |
| | | | | | | | | | | | | | | | | | | | | | | | | | | | | | |
| | | | | | | | | | | | | | | | | | | | | | | | | | | | | | |
| | | | | | | | | | | | | | | | | | | | | | | | | | | | | | |
| | | | | | | | | | | | | | | | | | | | | | | | | | | | | | |
| | | | | | | | | | | | | | | | | | | | | | | | | | | | | | |
| AFRL2 | | | | | | | | | | | | | | | | | | | | | | | | | | | | | |
| Recliner w/ Right Facing Laminate Top Articulating Tablet | | | | | | | | | | | | | | | | | | | | | | | | | | | | | |
| <ul style="list-style-type: none">Non-contrast C.O.M = 5.5 yd1 = Back, arms and footrest (Fabric Contrast 1) C.O.M. = 4.5 yd2 = Seat (Fabric Contrast 2) C.O.M. = 1.25 ydOptional wings (Fabric Contrast 1) C.O.M. = 1.5 ydOptional magazine pouch (Fabric Contrast 1) C.O.M. = .5 yd | | | | | | | | | | | | | | | | | | | | | | | | | | | | | |
| | | | | | | | | | | | | | | | | | | | | | | | | | | | | | |

A

B

C

D

E

F

G

H

I

J

K

L

M

HOW TO ORDER

Indicate the following information on order form:

- Quantity of each item.
- Model number, including options. See “How To Build a Model Number”.
- Any special service required.

Note:

- The ☐ indicates that a choice is required.
- The absence of the ☐ indicates that no choice is required.
- Alpha-numeric characters in place of ☐ indicate that no other alternatives are available.

HOW TO BUILD A MODEL NUMBER

- A**Select basic model.
- B**Select non-contrast or fabric contrast 1. Refer to [ki.com/fabrics](#)
- C**Select fabric contrast 2. Refer to [ki.com/fabrics](#)
- D**Select Heat and Massage option.

NHM - No heat and massage

WHM - With heat and massage (prohibited in San Francisco, CA); add \$1481
- E**Select USB Power option.

NUSB - No USB power

WUSB - With USB power (prohibited in San Francisco, CA) ; add \$283

Only available if Heat and Massage option is selected.
- F**Select I.V. pole (facing).

NS - No pole

LRFIV - Left facing rear; add \$419

- RFFIV** - Right facing front; add \$419
- RRFIV** - Right facing rear; add \$419
- If optional magazine pouch is specified, only Left-facing-rear (LRFIV) or No pole (NS) can be specified.
- G**Select catheter bag attachment hook (facing).

NCA - No catheter attachment

LRCA - Left facing rear; add \$71

RFCA - Right facing front; add \$71

RRCA - Right facing rear; add \$71

If optional I.V. pole is specified, catheter attachment can not be specified in the same location.
- H**Select magazine pouch.

NMR - No magazine pouch

RFP - Right side pouch (requires add'l fabric; matches arm); add \$266
- I**Select mechanism type.

SM - Standard mechanism

TM - Trendelenburg mechanism; add \$451
- J**Select arm option.

- WAC** - Wood armcaps (pair)
- PAC** - Black poly (pair); add \$240
- SAC** - Solid surface armcaps; add \$1016
- Solid surface armcap color is always Corian™ glacier white.
- K**Select wingback.

NWB - No wingback

WWB - With wingback (requires add'l fabric, contact KI for yardage); add \$1003

Wingback fabric will match back fabric selection.
- L**Select wood finish color.* Pick only if product has wood armcaps. Refer to the **Product Color Options** page in this price list.
*For Kensington Maple add upcharge.
- M**Select laminate color. Refer to the **Product Color Options** page in this price list.

INFORMATION

Moisture Barrier
Moisture barrier is applied underneath the fabric cover as a means of protecting the foam.

Kensington Maple Upcharge
Kensington Maple requires extended leadtimes.
Model Affina II Recliner \$32

C.O.M. Requirements
C.O.M. yardage requirements listed above are based on plain goods 54” wide. If less than 54” wide or fabrics requiring matching (stripes, plaids, prints, large patterns), additional yardage will be needed. Consult C.O.M. matrix on the Ordering C.O.M. and C.O.L. page for additional yardage needed. For C.O.M. fabric sent to KI-High Point on multiple rolls, add an additional yard of fabric per roll to the yardage requirements.

C.O.L. Requirements
Figure 18 sq. ft. of leather (C.O.L.) for each yard shown (i.e., 4.75 x 18 = 85.5 sq. ft.).

Contrasting Upholstery
When contrasting fabric is chosen, price at highest in-grade.

Minimum Fabric/Leather Quantity
Minimum order for fabric is 1 yard. Minimum order for leather is 1 hide (approximately 50 sq. ft.).

FINISH INFORMATION

ADDITIONAL LAMINATE OFFERING

KI offers laminates beyond those offered in the standard offering. Laminates that are currently available in the program can be viewed in KI product specification tools. Requests to add laminates to the program can be submitted via the product modification request process. Please note, requests to add laminates to the program must include the laminate manufacturers name, color/ pattern number, and finish code. Edge options are limited to standard edge colors. If a matching edge is required, this will need to be requested thru the product modification request process and may be subject to additional costs. Due to varying manufacturing processes and quality issues with some laminates, some requests may be denied. Extended lead times and minimum order quantities may apply on orders containing special laminates. Contact the product modification team for questions or additional information regarding special laminates and pricing.

SPECIAL SERVICES

Special Carton Marking

With specially marked information N/C

Shipping
Ships **assembled, FOB High Point, NC 27263, freight prepaid.** Freight class 250.

Specifications and prices are subject to change without prior notice.



| | | MODEL NUMBER | | | | | | | | | | | | | | | | | | | | | | | | | | | |
|--|----------|---------------|---|---|---|---|---|---|---|---|---|---|---|---|--------|---------|---------|---------|---------|---------|---------|---------|---------|---------|---------|---------|---------|--------|--|
| | | Basic Model | Non-Cont or Fabric Cont 1 | Fabric Cont 2 | Heat/ Mass Option | USB Power | I.V. Pole | Cath Attach-ment | Mag Pouch | Mech Type | Arm Cap | Wing back | Wood Finish | Veneer Color | | | | | | | | | | | | | | | |
| | Features | ARI/NC/RFT/VT | <input type="checkbox"/> <input type="checkbox"/> | | <input type="checkbox"/> <input type="checkbox"/> | <input type="checkbox"/> <input type="checkbox"/> | <input type="checkbox"/> <input type="checkbox"/> | <input type="checkbox"/> <input type="checkbox"/> | <input type="checkbox"/> <input type="checkbox"/> | <input type="checkbox"/> <input type="checkbox"/> | <input type="checkbox"/> <input type="checkbox"/> | <input type="checkbox"/> <input type="checkbox"/> | <input type="checkbox"/> <input type="checkbox"/> | <input type="checkbox"/> <input type="checkbox"/> | 200.0# | \$ 6776 | \$ 7076 | \$ 7163 | \$ 7263 | \$ 7327 | \$ 7459 | \$ 7588 | \$ 7752 | \$ 8076 | \$ 8399 | \$ 8723 | \$ 9374 | \$ 193 | |
| | Contrast | ARI/FC/RFT/VT | <input type="checkbox"/> <input type="checkbox"/> | <input type="checkbox"/> <input type="checkbox"/> | <input type="checkbox"/> <input type="checkbox"/> | <input type="checkbox"/> <input type="checkbox"/> | <input type="checkbox"/> <input type="checkbox"/> | <input type="checkbox"/> <input type="checkbox"/> | <input type="checkbox"/> <input type="checkbox"/> | <input type="checkbox"/> <input type="checkbox"/> | <input type="checkbox"/> <input type="checkbox"/> | <input type="checkbox"/> <input type="checkbox"/> | <input type="checkbox"/> <input type="checkbox"/> | <input type="checkbox"/> <input type="checkbox"/> | 200.0# | 6886 | 7187 | 7277 | 7373 | 7439 | 7571 | 7699 | 7862 | 8186 | 8510 | 8835 | 9485 | 193 | |
| | | | | | | | | | | | | | | | | | | | | | | | | | | | | | |
| | | | | | | | | | | | | | | | | | | | | | | | | | | | | | |
| | | | | | | | | | | | | | | | | | | | | | | | | | | | | | |
| | | | | | | | | | | | | | | | | | | | | | | | | | | | | | |
| | | | | | | | | | | | | | | | | | | | | | | | | | | | | | |
| | | | | | | | | | | | | | | | | | | | | | | | | | | | | | |
| | | | | | | | | | | | | | | | | | | | | | | | | | | | | | |
| | | | | | | | | | | | | | | | | | | | | | | | | | | | | | |
| | | | | | | | | | | | | | | | | | | | | | | | | | | | | | |

AFRL2

Recliner w/ Right Facing Veneer Side Articulating Tablet

- Non-contrast C.O.M = 5.5 yd
- 1 = Back, arms and footrest (Fabric Contrast 1) C.O.M. = 4.5 yd
- 2 = Seat (Fabric Contrast 2) C.O.M. = 1.25 yd
- Optional wings (Fabric Contrast 1) C.O.M. = 1.5 yd
- Optional magazine pouch (Fabric Contrast 1) C.O.M. = .5 yd

A

B

C

D

E

F

G

H

I

J

K

L

M

HOW TO ORDER

- Indicate the following information on order form:
1. Quantity of each item.
 2. Model number, including options. See “How To Build a Model Number”.
 3. Any special service required.

Note:

- The ☐ indicates that a choice is required.
- The absence of the ☐ indicates that no choice is required.
- Alpha-numeric characters in place of ☐ indicate that no other alternatives are available.

HOW TO BUILD A MODEL NUMBER

- A**Select basic model.
- B**Select non-contrast or fabric contrast 1. Refer to [ki.com/fabrics](#)
- C**Select fabric contrast 2. Refer to [ki.com/fabrics](#)
- D**Select Heat and Massage option.

NHM

- No heat and massage

WHM

- With heat and massage (prohibited in San Francisco, CA); add \$1481
- E**Select USB Power option.

NUSB

- No USB power

WUSB

- With USB power (prohibited in San Francisco, CA) ; add \$283

Only available if Heat and Massage option is selected.
- F**Select I.V. pole (facing).

NS

- No pole

LRFIV

- Left facing rear; add \$419

- RFFIV** - Right facing front; add \$419

RRFIV - Right facing rear; add \$419

If optional magazine pouch is specified, only Left-facing-rear (LRFIV) or No pole (NS) can be specified.
- G**Select catheter bag attachment hook (facing).

NCA

- No catheter attachment

LRCA

- Left facing rear; add \$71

RFCA

- Right facing front; add \$71

RRCA

- Right facing rear; add \$71

If optional I.V. pole is specified, catheter attachment can not be specified in the same location.
- H**Select magazine pouch.

RFP

- Right side pouch (requires add'l fabric; matches arm); add \$266

NMR

- No magazine pouch
- I**Select mechanism type.

SM

- Standard mechanism

TM

- Trendelenburg mechanism; add \$451
- J**Select arm option.

- WAC** - Wood armcaps (pair)

PAC - Black poly (pair); add \$240

SAC - Solid surface armcaps; add \$1016

Solid surface armcap color is always Corian™ glacier white.
- K**Select wingback.

NWB

- No wingback

WWB

- With wingback (requires add'l fabric, contact KI for yardage); add \$1003

Wingback fabric will match back fabric selection.
- L**Select wood finish color.*

Pick only if product has wood armcaps. Refer to the **Product Color Options** page in this price list.

*For Kensington Maple add upcharge.
- M**Select veneer color.

Refer to the **Product Color Options** page in this price list.

INFORMATION

Moisture Barrier

Moisture barrier is applied underneath the fabric cover as a means of protecting the foam.

Kensington Maple Upcharge

Kensington Maple requires extended leadtimes.

Model Affina II Recliner \$32

C.O.M. Requirements

C.O.M. yardage requirements listed above are based on plain goods 54” wide. If less than 54” wide or fabrics requiring matching (stripes, plaids, prints, large patterns), additional yardage will be needed. Consult C.O.M. matrix on the Ordering C.O.M. and C.O.L. page for additional yardage needed. For C.O.M. fabric sent to KI-High Point on multiple rolls, add an additional yard of fabric per roll to the yardage requirements.

SPECIAL SERVICES

Special Carton Marking

With specially marked information N/C

Shipping

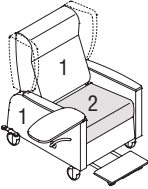
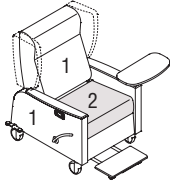
Ships **assembled, FOB High Point, NC 27263, freight prepaid.** Freight class 250.

Specifications and prices are subject to change without prior notice.

Affina® II
Recliner

KI

Affina® II
Recliner

| | Features | MODEL NUMBER | | | | | | | | | | | | | | | | | | | | | | | | | |
|--|--------------|----------------|---------------------------|--------------------------|--------------------------|--------------------------|--------------------------|--------------------------|--------------------------|--------------------------|--------------------------|--------------------------|--------------------------|--------------------------|--|--|--|--|--|--|--|--|--|--|--|--|--|
| | | Basic Model | Non-Cont or Fabric Cont 1 | Fabric Cont 2 | Heat/ Mass Option | USB Power | I.V. Pole | Cath Attachment | Mag Pouch | Mech Type | Arm Cap | Wing back | Wood Finish | Veneer Color | | | | | | | | | | | | | |
|  | Non-Contrast | ARI/NC/LFRT/VT | <input type="checkbox"/> | | <input type="checkbox"/> | <input type="checkbox"/> | <input type="checkbox"/> | <input type="checkbox"/> | <input type="checkbox"/> | <input type="checkbox"/> | <input type="checkbox"/> | <input type="checkbox"/> | <input type="checkbox"/> | <input type="checkbox"/> | | | | | | | | | | | | | |
| | Contrast | ARI/FC/LFRT/VT | <input type="checkbox"/> | <input type="checkbox"/> | <input type="checkbox"/> | <input type="checkbox"/> | <input type="checkbox"/> | <input type="checkbox"/> | <input type="checkbox"/> | <input type="checkbox"/> | <input type="checkbox"/> | <input type="checkbox"/> | <input type="checkbox"/> | <input type="checkbox"/> | | | | | | | | | | | | | |
| | | | | | | | | | | | | | | | | | | | | | | | | | | | |
| | | | | | | | | | | | | | | | | | | | | | | | | | | | |
| | | | | | | | | | | | | | | | | | | | | | | | | | | | |
| | | | | | | | | | | | | | | | | | | | | | | | | | | | |
| | | | | | | | | | | | | | | | | | | | | | | | | | | | |
| | | | | | | | | | | | | | | | | | | | | | | | | | | | |
| | | | | | | | | | | | | | | | | | | | | | | | | | | | |
| | | | | | | | | | | | | | | | | | | | | | | | | | | | |
|  | Non-Contrast | ARI/NC/RFRT/VT | <input type="checkbox"/> | | <input type="checkbox"/> | <input type="checkbox"/> | <input type="checkbox"/> | <input type="checkbox"/> | <input type="checkbox"/> | <input type="checkbox"/> | <input type="checkbox"/> | <input type="checkbox"/> | <input type="checkbox"/> | <input type="checkbox"/> | | | | | | | | | | | | | |
| | Contrast | ARI/FC/RFRT/VT | <input type="checkbox"/> | <input type="checkbox"/> | <input type="checkbox"/> | <input type="checkbox"/> | <input type="checkbox"/> | <input type="checkbox"/> | <input type="checkbox"/> | <input type="checkbox"/> | <input type="checkbox"/> | <input type="checkbox"/> | <input type="checkbox"/> | <input type="checkbox"/> | | | | | | | | | | | | | |
| | | | | | | | | | | | | | | | | | | | | | | | | | | | |
| | | | | | | | | | | | | | | | | | | | | | | | | | | | |
| | | | | | | | | | | | | | | | | | | | | | | | | | | | |
| | | | | | | | | | | | | | | | | | | | | | | | | | | | |
| | | | | | | | | | | | | | | | | | | | | | | | | | | | |
| | | | | | | | | | | | | | | | | | | | | | | | | | | | |
| | | | | | | | | | | | | | | | | | | | | | | | | | | | |
| | | | | | | | | | | | | | | | | | | | | | | | | | | | |
| | | | | | | | | | | | | | | | | | | | | | | | | | | | |

HOW TO ORDER

Indicate the following information on order form:

- Quantity of each item.
- Model number, including options. See “How To Build a Model Number”.
- Any special service required.

Note:

- The ☐ indicates that a choice is required.
- The absence of the ☐ indicates that no choice is required.
- Alpha-numeric characters in place of ☐ indicate that no other alternatives are available.

HOW TO BUILD A MODEL NUMBER

- A**Select basic model.
- B**Select non-contrast or fabric contrast 1. Refer to [ki.com/fabrics](#)
- C**Select fabric contrast 2. Refer to [ki.com/fabrics](#)
- D**Select Heat and Massage option.

NHM - No heat and massage

WHM - With heat and massage (prohibited in San Francisco, CA); add \$1481
- E**Select USB Power option.

NUSB - No USB power

WUSB - With USB power (prohibited in San Francisco, CA) ; add \$283

Only available if Heat and Massage option is selected.
- F**Select I.V. pole (facing).

NS - No pole

LRFIV - Left facing rear; add \$419

- RFFIV** - Right facing front; add \$419
- RRFIV** - Right facing rear; add \$419
- If optional magazine pouch is specified, only Left-facing-rear (LRFIV) or No pole (NS) can be specified.
- G**Select catheter bag attachment hook (facing).

NCA - No catheter attachment

LRCA - Left facing rear; add \$71

RFCA - Right facing front; add \$71

RRCA - Right facing rear; add \$71

If optional I.V. pole is specified, catheter attachment can not be specified in the same location.
- H**Select magazine pouch.

NMR - No magazine pouch

RFP - Right side pouch (requires add'l fabric; matches arm); add \$266
- I**Select mechanism type.

SM - Standard mechanism

TM - Trendelenburg mechanism; add \$451
- J**Select arm option.

- WAC** - Wood armcaps (pair)
- PAC** - Black poly (pair); add \$240
- SAC** - Solid surface armcaps; add \$1016
- Solid surface armcap color is always Corian™ glacier white.
- K**Select wingback.

NWB - No wingback

WWB - With wingback (requires add'l fabric, contact KI for yardage); add \$1003

Wingback fabric will match back fabric selection.
- L**Select wood finish color.*
- Pick only if product has wood armcaps. Refer to the
- Product Color Options**
- page in this price list.
- *For Kensington Maple add upcharge.
- M**Select veneer color.
- Refer to the
- Product Color Options**
- page in this price list.

INFORMATION

Moisture Barrier

Moisture barrier is applied underneath the fabric cover as a means of protecting the foam.

Kensington Maple Upcharge

Kensington Maple requires extended leadtimes.

Model Affina II Recliner \$32

C.O.M. Requirements

C.O.M. yardage requirements listed above are based on plain goods 54” wide. If less than 54” wide or fabrics requiring matching (stripes, plaids, prints, large patterns), additional yardage will be needed. Consult C.O.M. matrix on the Ordering C.O.M. and C.O.L. page for additional yardage needed. For C.O.M. fabric sent to KI-High Point on multiple rolls, add an additional yard of fabric per roll to the yardage requirements.

C.O.L. Requirements

Figure 18 sq. ft. of leather (C.O.L.) for each yard shown (i.e., 4.75 x 18 = 85.5 sq. ft.).

Contrasting Upholstery

When contrasting fabric is chosen, price at highest in-grade.

Minimum Fabric/Leather Quantity

Minimum order for fabric is 1 yard. Minimum order for leather is 1 hide (approximately 50 sq. ft.).

SPECIAL SERVICES

Special Carton Marking

With specially marked information N/C

Shipping

Ships **assembled, FOB High Point, NC 27263, freight prepaid.** Freight class 250.

Specifications and prices are subject to change without prior notice.

| | Features | MODEL NUMBER | | | | | | | | | | | | | | | | | | | | | | | | |
|--|--------------|--------------|---|---|---|---|---|---|---|---|---|-------------|-------------------------|--------------|---------|---------|------------------|---------|---------|---------|---------|---------|---------|-----------------|-----------------|------------------------------------|
| | | Basic Model | Non-Cont or Fabric Cont 1 | Fabric Cont 2 | Heat/ Mass Option | USB Power | I.V. Pole | Cath Attach-ment | Magazine Pouch | Arm Cap | Wing back | Wood Finish | Approx. Packaged Weight | Grade C.O.M. | Grade C | Grade D | Grade E & C.O.L. | Grade F | Grade G | Grade H | Grade I | Grade J | Grade K | Grade L Leather | Grade M Leather | Moisture Barrier add to list price |
| | Non-contrast | ARIIBAR/NC | <input type="checkbox"/> <input type="checkbox"/> | | <input type="checkbox"/> <input type="checkbox"/> | <input type="checkbox"/> <input type="checkbox"/> | <input type="checkbox"/> <input type="checkbox"/> | <input type="checkbox"/> <input type="checkbox"/> | <input type="checkbox"/> <input type="checkbox"/> | <input type="checkbox"/> <input type="checkbox"/> | <input type="checkbox"/> <input type="checkbox"/> | 210.0# | \$ 7215 | \$ 7515 | \$ 7606 | \$ 7705 | \$ 7770 | \$ 7903 | \$ 8031 | \$ 8198 | \$ 8526 | \$ 8853 | \$ 9178 | \$ 9833 | \$ 193 | |
| | Contrast | ARIIBAR/FC | <input type="checkbox"/> <input type="checkbox"/> | <input type="checkbox"/> <input type="checkbox"/> | <input type="checkbox"/> <input type="checkbox"/> | <input type="checkbox"/> <input type="checkbox"/> | <input type="checkbox"/> <input type="checkbox"/> | <input type="checkbox"/> <input type="checkbox"/> | <input type="checkbox"/> <input type="checkbox"/> | <input type="checkbox"/> <input type="checkbox"/> | <input type="checkbox"/> <input type="checkbox"/> | 210.0# | 7328 | 7629 | 7718 | 7819 | 7881 | 8015 | 8144 | 8309 | 8639 | 8964 | 9290 | 9945 | 193 | |
| | | | | | | | | | | | | | | | | | | | | | | | | | | |
| | | | | | | | | | | | | | | | | | | | | | | | | | | |
| | | | | | | | | | | | | | | | | | | | | | | | | | | |
| | | | | | | | | | | | | | | | | | | | | | | | | | | |
| | | | | | | | | | | | | | | | | | | | | | | | | | | |
| | | | | | | | | | | | | | | | | | | | | | | | | | | |
| | | | | | | | | | | | | | | | | | | | | | | | | | | |
| | | | | | | | | | | | | | | | | | | | | | | | | | | |
| | | | | | | | | | | | | | | | | | | | | | | | | | | |
| | | | A | B | C | D | E | F | G | H | I | J | K | | | | | | | | | | | | | |

AFRL2

Recliner (Closed Arm)

- Non-contrast C.O.M = 6.5 yd
- 1 = Back, arms and footrest (Fabric Contrast 1) C.O.M. = 5.5 yd
- 2 = Seat (Fabric Contrast 2) C.O.M. = 1.25 yd
- Optional wings (Fabric Contrast 1) C.O.M. = 1.5 yd
- Optional magazine pouch (Fabric Contrast 1) C.O.M. = .5 yd

AFRL2

Recliner (Closed Arm)

- Non-contrast C.O.M = 6.5 yd
- 1 = Back, arms and footrest (Fabric Contrast 1) C.O.M. = 5.5 yd
- 2 = Seat (Fabric Contrast 2) C.O.M. = 1.25 yd
- Optional wings (Fabric Contrast 1) C.O.M. = 1.5 yd
- Optional magazine pouch (Fabric Contrast 1) C.O.M. = .5 yd

HOW TO ORDER

Indicate the following information on order form:

1. Quantity of each item.
2. Model number, including options. See “How To Build a Model Number”.
3. Any special service required.

Note: • The ☐ indicates that a choice is required.

- The absence of the ☐ indicates that no choice is required.
- Alpha-numeric characters in place of ☐ indicate that no other alternatives are available.

HOW TO BUILD A MODEL NUMBER

- A** Select basic model.
- B** Select non-contrast or fabric contrast 1. Refer to [ki.com/fabrics](#)
- C** Select fabric contrast 2. Refer to [ki.com/fabrics](#)
- D** Select Heat and Massage option.
NHM - No heat and massage
WHM - With heat and massage (prohibited in San Francisco, CA); add \$1481
- E** Select USB Power option.
NUSB - No USB power
WUSB - With USB power (prohibited in San Francisco, CA) ; add \$283
Only available if Heat and Massage option is selected.
- F** Select I.V. pole (facing).
NS - No pole
LRFIV - Left facing rear; add \$419

- RFFIV** - Right facing front; add \$419
RRFIV - Right facing rear; add \$419
If optional magazine pouch is specified, only Left-facing-rear (LRFIV) or No pole (NS) can be specified.
- G** Select catheter bag attachment hook (facing).
NCA - No catheter attachment
LRCA - Left facing rear; add \$71
RFCA - Right facing front; add \$71
RRCA - Right facing rear; add \$71
If optional I.V. pole is specified, catheter attachment can not be specified in the same location.
- H** Select magazine pouch.
NMR - No magazine pouch
RFP - Right side pouch (requires add'l fabric; matches arm); add \$266
- I** Select arm option.
WAC - Wood armcaps (pair)
PAC - Black poly (pair); add \$240
SAC - Solid surface armcaps; add \$1016
Solid surface armcap color is always Corian™ glacier white.

- J** Select wingback.
NWB - No wingback
WWB - With wingback (requires add'l fabric, contact KI for yardage); add \$1003
Wingback fabric will match back fabric selection.
- K** Select wood finish color.*
Pick only if product has wood armcaps. Refer to the **Product Color Options** page in this price list.
*For Kensington Maple add upcharge.

INFORMATION

Moisture Barrier

Moisture barrier is applied underneath the fabric cover as a means of protecting the foam.

Kensington Maple Upcharge

Kensington Maple requires extended leadtimes.
Model
Affina II Recliner \$32

C.O.M. Requirements

C.O.M. yardage requirements listed above are based on plain goods 54” wide. If less than 54” wide or fabrics requiring matching (stripes, plaids, prints, large patterns), additional yardage will be needed. Consult C.O.M. matrix on the Ordering C.O.M. and C.O.L. page for additional yardage needed. For C.O.M. fabric sent to KI-High Point on multiple rolls, add an additional yard of fabric per roll to the yardage requirements.

C.O.L. Requirements

Figure 18 sq. ft. of leather (C.O.L.) for each yard shown (i.e., 4.75 x 18 = 85.5 sq. ft.).

Contrasting Upholstery

When contrasting fabric is chosen, price at highest in-grade.

Minimum Fabric/Leather Quantity

Minimum order for fabric is 1 yard. Minimum order for leather is 1 hide (approximately 50 sq. ft).

SPECIAL SERVICES

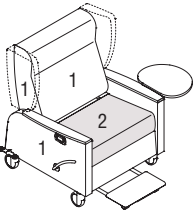
Special Carton Marking

With specially marked information N/C

Shipping

Ships **assembled, FOB High Point, NC 27263, freight prepaid.** Freight class 250.

Specifications and prices are subject to change without prior notice.

| MODEL NUMBER | | | | | | | | | | | | | | | | | | | | | | | | | | | | | |
|---|-------------------|---|---|---|---|---|---|---|---|---|---|---|-------------------------|--------------|---------|---------|------------------|---------|---------|---------|---------|---------|---------|-----------------|-----------------|------------------------------------|------------------------------------|------------------------------------|--|
| | Basic Model | Non-Cont or Fabric Cont 1 | Fabric Cont 2 | Heat/ Mass Option | USB Power | I.V. Pole | Cath Attach-ment | Mag Pouch | Arm Cap | Wing back | Wood Finish | Lam. Color | Approx. Packaged Weight | Grade C.O.M. | Grade C | Grade D | Grade E & C.O.L. | Grade F | Grade G | Grade H | Grade I | Grade J | Grade K | Grade L Leather | Grade M Leather | Moisture Barrier add to list price | Laminate Grade 2 add to list price | Laminate Grade 3 add to list price | |
|  | ARIIBAR/NC/RFT/LT | <input type="checkbox"/> <input type="checkbox"/> | | <input type="checkbox"/> <input type="checkbox"/> | <input type="checkbox"/> <input type="checkbox"/> | <input type="checkbox"/> <input type="checkbox"/> | <input type="checkbox"/> <input type="checkbox"/> | <input type="checkbox"/> <input type="checkbox"/> | <input type="checkbox"/> <input type="checkbox"/> | <input type="checkbox"/> <input type="checkbox"/> | <input type="checkbox"/> <input type="checkbox"/> | <input type="checkbox"/> <input type="checkbox"/> | 210.0# | \$ 7705 | \$ 8006 | \$ 8093 | \$ 8192 | \$ 8257 | \$ 8389 | \$ 8516 | \$ 8681 | \$ 9005 | \$ 9329 | \$ 9654 | \$ 10305 | \$ 193 | \$ 18 | \$ 115 | |
| | ARIIBAR/FC/RFT/LT | <input type="checkbox"/> <input type="checkbox"/> | <input type="checkbox"/> <input type="checkbox"/> | <input type="checkbox"/> <input type="checkbox"/> | <input type="checkbox"/> <input type="checkbox"/> | <input type="checkbox"/> <input type="checkbox"/> | <input type="checkbox"/> <input type="checkbox"/> | <input type="checkbox"/> <input type="checkbox"/> | <input type="checkbox"/> <input type="checkbox"/> | <input type="checkbox"/> <input type="checkbox"/> | <input type="checkbox"/> <input type="checkbox"/> | <input type="checkbox"/> <input type="checkbox"/> | 210.0# | 7817 | 8117 | 8206 | 8303 | 8369 | 8501 | 8631 | 8793 | 9116 | 9440 | 9766 | 10415 | 193 | 18 | 115 | |
| | | | | | | | | | | | | | | | | | | | | | | | | | | | | | |
| | | | | | | | | | | | | | | | | | | | | | | | | | | | | | |
| | | | | | | | | | | | | | | | | | | | | | | | | | | | | | |
| | | | | | | | | | | | | | | | | | | | | | | | | | | | | | |
| | | | | | | | | | | | | | | | | | | | | | | | | | | | | | |
| | | | | | | | | | | | | | | | | | | | | | | | | | | | | | |
| | | | | | | | | | | | | | | | | | | | | | | | | | | | | | |
| | | | | | | | | | | | | | | | | | | | | | | | | | | | | | |
| | | | | | | | | | | | | | | | | | | | | | | | | | | | | | |
| | | | A | B | C | D | E | F | G | H | I | J | K | L | | | | | | | | | | | | | | | |

HOW TO ORDER

Indicate the following information on order form:

1. Quantity of each item.
2. Model number, including options. See “How To Build a Model Number”.
3. Any special service required.

Note:

- The ☐ indicates that a choice is required.
- The absence of the ☐ indicates that no choice is required.
- Alpha-numeric characters in place of ☐ indicate that no other alternatives are available.

HOW TO BUILD A MODEL NUMBER

- A**Select basic model.
- B**Select non-contrast or fabric contrast 1. Refer to [ki.com/fabrics](https://www.ki.com/fabrics)
- C**Select fabric contrast 2. Refer to [ki.com/fabrics](https://www.ki.com/fabrics)
- D**Select Heat and Massage option.

NHM - No heat and massage

WHM - With heat and massage (prohibited in San Francisco, CA); add \$1481
- E**Select USB Power option.

NUSB - No USB power

WUSB - With USB power (prohibited in San Francisco, CA) ; add \$283

Only available if Heat and Massage option is selected.
- F**Select I.V. pole (facing).

NS - No pole

LRFIV - Left facing rear; add \$419

- RFFIV** - Right facing front; add \$419
- RRFIV** - Right facing rear; add \$419
- If optional magazine pouch is specified, only Left-facing-rear (LRFIV) or No pole (NS) can be specified.
- G**Select catheter bag attachment hook (facing).

NCA - No catheter attachment

LRCA - Left facing rear; add \$71

RFCA - Right facing front; add \$71

RRCA - Right facing rear; add \$71

If optional I.V. pole is specified, catheter attachment can not be specified in the same location.
- H**Select magazine pouch.

NMR - No magazine pouch

RFP - Right side pouch (requires add'l fabric; matches arm); add \$266
- I**Select arm option.

WAC - Wood armcaps (pair)

PAC - Black poly (pair); add \$240

SAC - Solid surface armcaps; add \$1016

Solid surface armcap color is always Corian™ glacier white.

- J**Select wingback.

NWB - No wingback

WWB - With wingback (requires add'l fabric, contact KI for yardage); add \$1003

Wingback fabric will match back fabric selection.
- K**Select wood finish color.* Pick only if product has wood armcaps. Refer to the **Product Color Options** page in this price list. *For Kensington Maple add upcharge.
- L**Select laminate color. Refer to the **Product Color Options** page in this price list.

INFORMATION

Moisture Barrier
Moisture barrier is applied underneath the fabric cover as a means of protecting the foam.

Kensington Maple Upcharge
Kensington Maple requires extended leadtimes.
Model Affina II Recliner \$32

C.O.M. Requirements
C.O.M. yardage requirements listed above are based on plain goods 54” wide. If less than 54” wide or fabrics requiring matching (stripes, plaids, prints, large patterns), additional yardage will be needed. Consult C.O.M. matrix on the Ordering C.O.M. and C.O.L. page for additional yardage needed. For C.O.M. fabric sent to KI-High Point on multiple rolls, add an additional yard of fabric per roll to the yardage requirements.

C.O.L. Requirements
Figure 18 sq. ft. of leather (C.O.L.) for each yard shown (i.e., 4.75 x 18 = 85.5 sq. ft.).

Contrasting Upholstery
When contrasting fabric is chosen, price at highest in-grade.

Minimum Fabric/Leather Quantity
Minimum order for fabric is 1 yard. Minimum order for leather is 1 hide (approximately 50 sq. ft.).

FINISH INFORMATION

ADDITIONAL LAMINATE OFFERING

KI offers laminates beyond those offered in the standard offering. Laminates that are currently available in the program can be viewed in KI product specification tools. Requests to add laminates to the program can be submitted via the product modification request process. Please note, requests to add laminates to the program must include the laminate manufacturers name, color/pattern number, and finish code. Edge options are limited to standard edge colors. If a matching edge is required, this will need to be requested thru the product modification request process and may be subject to additional costs. Due to varying manufacturing processes and quality issues with some laminates, some requests may be denied. Extended lead times and minimum order quantities may apply on orders containing special laminates. Contact the product modification team for questions or additional information regarding special laminates and pricing.

SPECIAL SERVICES

Special Carton Marking

With specially marked information N/C

Shipping
Ships **assembled, FOB High Point, NC 27263, freight prepaid.** Freight class 250.

Specifications and prices are subject to change without prior notice.

| HOW TO ORDER | |
|---|--|
| Indicate the following information on order form: | |
| 1. Quantity of each item. | |
| 2. Model number, including options. See “How To Build a Model Number”. | |
| 3. Any special service required. | |
| Note: • The □ indicates that a choice is required. | |
| • The absence of the □ indicates that no choice is required. | |
| • Alpha-numeric characters in place of □ indicate that no other alternatives are available. | |

| HOW TO BUILD A MODEL NUMBER | |
|---|---|
| A Select basic model. | RFFIV - Right facing front; add \$419 RRFIV - Right facing rear; add \$419 If optional magazine pouch is specified, only Left-facing-rear (LRFIV) or No pole (NS) can be specified. |
| B Select non-contrast or fabric contrast 1. Refer to ki.com/fabrics | |
| G Select fabric contrast 2. Refer to ki.com/fabrics | |
| D Select Heat and Massage option. NHM - No heat and massage WHM - With heat and massage (prohibited in San Francisco, CA); add \$1481 | G Select catheter bag attachment hook (facing). NCA - No catheter attachment LRCAL - Left facing rear; add \$71 RFCA - Right facing front; add \$71 RRCA - Right facing rear; add \$71 If optional I.V. pole is specified, catheter attachment can not be specified in the same location. |
| E Select USB Power option. NUSB - No USB power WUSB - With USB power (prohibited in San Francisco, CA) ; add \$283 Only available if Heat and Massage option is selected. | H Select magazine pouch. NMR - No magazine pouch RFP - Right side pouch (requires add'l fabric; matches arm); add \$266 |
| F Select I.V. pole (facing). NS - No pole LRFIV - Left facing rear; add \$419 | I Select arm option. WAC - Wood armcaps (pair) PAC - Black poly (pair); add \$240 SAC - Solid surface armcaps; add \$1016 Solid surface armcap color is always Corian™ glacier white. |

| INFORMATION | |
|--|--|
| J Select wingback. NWB - No wingback WWB - With wingback (requires add'l fabric, contact KI for yardage); add \$1003 Wingback fabric will match back fabric selection. | |
| K Select wood finish color. Pick only if product has wood armcaps. Refer to the Product Color Options page in this price list. | |
| L Select laminate color. Refer to the Product Color Options page in this price list. | |

| Kensington Maple Upcharge | |
|---|------|
| Kensington Maple requires extended leadtimes. | |
| Model Affina II Recliner | \$32 |

| C.O.M. Requirements | |
|---|--|
| C.O.M. yardage requirements listed above are based on plain goods 54" wide. If less than 54" wide or fabrics requiring matching (stripes, plaids, prints, large patterns), additional yardage will be needed. Consult C.O.M. matrix on the Ordering C.O.M. and C.O.L. page for additional yardage needed. For C.O.M. fabric sent to KI-High Point on multiple rolls, add an additional yard of fabric per roll to the yardage requirements. | |

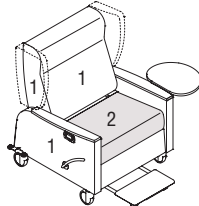
| C.O.L. Requirements | |
|---|--|
| Figure 18 sq. ft. of leather (C.O.L.) for each yard shown (i.e., 4.75 x 18 = 85.5 sq. ft.). | |

| FINISH INFORMATION | |
|---|--|
| ADDITIONAL LAMINATE OFFERING | |
| KI offers laminates beyond those offered in the standard offering. Laminates that are currently available in the program can be viewed in KI product specification tools. Requests to add laminates to the program can be submitted via the product modification request process. Please note, requests to add laminates to the program must include the laminate manufacturers name, color/pattern number, and finish code. Edge options are limited to standard edge colors. If a matching edge is required, this will need to be requested thru the product modification request process and may be subject to additional costs. Due to varying manufacturing processes and quality issues with some laminates, some requests may be denied. Extended lead times and minimum order quantities may apply on orders containing special laminates. Contact the product modification team for questions or additional information regarding special laminates and pricing. | |

| SPECIAL SERVICES | |
|-----------------------------------|-----|
| Special Carton Marking | |
| With specially marked information | N/C |

| Shipping | |
|--|--|
| Ships assembled, FOB High Point, NC 27263, freight prepaid. Freight class 250. | |

| | |
|---|--|
| Specifications and prices are subject to change without prior notice. | |
|---|--|

| | Features | MODEL NUMBER | | | | | | | | | | | | | | | | | | | | | | | | | |
|---|--------------|-------------------|---|---|---|---|---|---|---|---|---|---|---|-------------------------|--------------|---------|---------|------------------|---------|---------|---------|---------|---------|---------|-----------------|-----------------|------------------------------------|
| | | Basic Model | Non-Cont or Fabric Cont 1 | Fabric Cont 2 | Heat/ Mass Option | USB Power | I.V. Pole | Cath Attach-ment | Mag Pch. | Arm Cap | Wing back | Wood Finish | Ven. Color | Approx. Packaged Weight | Grade C.O.M. | Grade C | Grade D | Grade E & C.O.L. | Grade F | Grade G | Grade H | Grade I | Grade J | Grade K | Grade L Leather | Grade M Leather | Moisture Barrier add to list price |
|  | Non-contrast | ARIIBAR/NC/RFT/VT | <input type="checkbox"/> <input type="checkbox"/> | | <input type="checkbox"/> <input type="checkbox"/> | <input type="checkbox"/> <input type="checkbox"/> | <input type="checkbox"/> <input type="checkbox"/> | <input type="checkbox"/> <input type="checkbox"/> | <input type="checkbox"/> <input type="checkbox"/> | <input type="checkbox"/> <input type="checkbox"/> | <input type="checkbox"/> <input type="checkbox"/> | <input type="checkbox"/> <input type="checkbox"/> | <input type="checkbox"/> <input type="checkbox"/> | 210.0# | \$ 7705 | \$ 8006 | \$ 8093 | \$ 8192 | \$ 8257 | \$ 8389 | \$ 8516 | \$ 8681 | \$ 9005 | \$ 9329 | \$ 9654 | \$ 10305 | \$ 193 |
| | Contrast | ARIIBAR/FC/RFT/VT | <input type="checkbox"/> <input type="checkbox"/> | <input type="checkbox"/> <input type="checkbox"/> | <input type="checkbox"/> <input type="checkbox"/> | <input type="checkbox"/> <input type="checkbox"/> | <input type="checkbox"/> <input type="checkbox"/> | <input type="checkbox"/> <input type="checkbox"/> | <input type="checkbox"/> <input type="checkbox"/> | <input type="checkbox"/> <input type="checkbox"/> | <input type="checkbox"/> <input type="checkbox"/> | <input type="checkbox"/> <input type="checkbox"/> | <input type="checkbox"/> <input type="checkbox"/> | 210.0# | 7817 | 8117 | 8206 | 8303 | 8369 | 8501 | 8631 | 8793 | 9116 | 9440 | 9766 | 10415 | 193 |
| | | | | | | | | | | | | | | | | | | | | | | | | | | | |
| | | | | | | | | | | | | | | | | | | | | | | | | | | | |
| | | | | | | | | | | | | | | | | | | | | | | | | | | | |
| | | | | | | | | | | | | | | | | | | | | | | | | | | | |
| | | | | | | | | | | | | | | | | | | | | | | | | | | | |
| | | | | | | | | | | | | | | | | | | | | | | | | | | | |
| | | | | | | | | | | | | | | | | | | | | | | | | | | | |
| | | | | | | | | | | | | | | | | | | | | | | | | | | | |
| | | | | | | | | | | | | | | | | | | | | | | | | | | | |

AFRL2

Recliner w/ Right Facing Veneer Side Articulating Tablet

- Non-contrast C.O.M = 6.5 yd
- 1 = Back, arms and footrest (Fabric Contrast 1) C.O.M. = 5.5 yd
- 2 = Seat (Fabric Contrast 2) C.O.M. = 1.25 yd
- Optional wings (Fabric Contrast 1) C.O.M. = 1.5 yd
- Optional magazine pouch (Fabric Contrast 1) C.O.M. = .5 yd

A

B

C

D

E

F

G

H

I

J

K

L

HOW TO ORDER

Indicate the following information on order form:

- Quantity of each item.
- Model number, including options. See “How To Build a Model Number”.
- Any special service required.

Note:

- The ☐ indicates that a choice is required.
- The absence of the ☐ indicates that no choice is required.
- Alpha-numeric characters in place of ☐ indicate that no other alternatives are available.

HOW TO BUILD A MODEL NUMBER

- A

Select basic model.
- B

Select non-contrast or fabric contrast 1. Refer to ki.com/fabrics
- C

Select fabric contrast 2. Refer to ki.com/fabrics
- D

Select Heat and Massage option.

NHM

- No heat and massage

WHM

- With heat and massage (prohibited in San Francisco, CA); add \$1481
- E

Select USB Power option.

NUSB

- No USB power

WUSB

- With USB power (prohibited in San Francisco, CA) ; add \$283

Only available if Heat and Massage option is selected.
- F

Select I.V. pole (facing).

NS

- No pole

LRFIV

- Left facing rear; add \$419

- G

Select catheter bag attachment hook (facing).

NCA

- No catheter attachment

LRCA

- Left facing rear; add \$71

RFCA

- Right facing front; add \$71

RRCA

- Right facing rear; add \$71

If optional I.V. pole is specified, catheter attachment can not be specified in the same location.
- H

Select magazine pouch.

NMR

- No magazine pouch

RFP

- Right side pouch (requires add'l fabric; matches arm); add \$266
- I

Select arm option.

WAC

- Wood armcaps (pair)

PAC

- Black poly (pair); add \$240

SAC

- Solid surface armcaps; add \$1016

Solid surface armcap color is always Corian™ glacier white.

- J

Select wingback.

NWB

- No wingback

WWB

- With wingback (requires add'l fabric, contact KI for yardage); add \$1003

Wingback fabric will match back fabric selection.
- K

Select wood finish color.* Pick only if product has wood armcaps. Refer to the **Product Color Options** page in this price list. *For Kensington Maple add upcharge.
- L

Select veneer color. Refer to the **Product Color Options** page in this price list.

INFORMATION

Moisture Barrier
Moisture barrier is applied underneath the fabric cover as a means of protecting the foam.

Kensington Maple Upcharge
Kensington Maple requires extended leadtimes.
Model Affina II Recliner \$32

C.O.M. Requirements
C.O.M. yardage requirements listed above are based on plain goods 54” wide. If less than 54” wide or fabrics requiring matching (stripes, plaids, prints, large patterns), additional yardage will be needed. Consult C.O.M. matrix on the Ordering C.O.M. and C.O.L. page for additional yardage needed. For C.O.M. fabric sent to KI-High Point on multiple rolls, add an additional yard of fabric per roll to the yardage requirements.

C.O.L. Requirements
Figure 18 sq. ft. of leather (C.O.L.) for each yard shown (i.e., 4.75 x 18 = 85.5 sq. ft.).

Contrasting Upholstery
When contrasting fabric is chosen, price at highest in-grade.

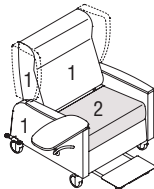
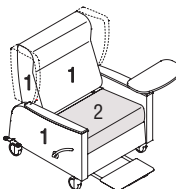
Minimum Fabric/Leather Quantity
Minimum order for fabric is 1 yard. Minimum order for leather is 1 hide (approximately 50 sq. ft.).

SPECIAL SERVICES

Special Carton Marking
With specially marked information N/C

Shipping
Ships **assembled, FOB High Point, NC 27263, freight prepaid.** Freight class 250.

Specifications and prices are subject to change without prior notice.

| | | MODEL NUMBER | | | | | | | | | | | | | | | | | | | | | | | | | |
|---|--------------|--------------------|---------------------------|--------------------------|--------------------------|--------------------------|--------------------------|--------------------------|--------------------------|--------------------------|--------------------------|--------------------------|--------------------------|-------------------------|--------------|---------|---------|------------------|---------|---------|---------|---------|---------|---------|-----------------|-----------------|------------------------------------|
| | | Basic Model | Non-Cont or Fabric Cont 1 | Fabric Cont 2 | Heat/ Mass Option | USB Power | I.V. Pole | Cath Attach- ment | Mag Pch. | Arm Cap | Wing back | Wood Finish | Ven. Color | | | | | | | | | | | | | | |
| Features | | | | | | | | | | | | | | Approx. Packaged Weight | Grade C.O.M. | Grade C | Grade D | Grade E & C.O.L. | Grade F | Grade G | Grade H | Grade I | Grade J | Grade K | Grade L Leather | Grade M Leather | Moisture Barrier add to list price |
|  | Non-contrast | ARIIBAR/NC/LFRT/VT | <input type="checkbox"/> | | <input type="checkbox"/> | <input type="checkbox"/> | <input type="checkbox"/> | <input type="checkbox"/> | <input type="checkbox"/> | <input type="checkbox"/> | <input type="checkbox"/> | <input type="checkbox"/> | <input type="checkbox"/> | 210.0# | \$ 7705 | \$ 8006 | \$ 8093 | \$ 8192 | \$ 8257 | \$ 8389 | \$ 8516 | \$ 8681 | \$ 9005 | \$ 9329 | \$ 9654 | \$ 10305 | \$ 193 |
| | Contrast | ARIIBAR/FC/LFRT/VT | <input type="checkbox"/> | <input type="checkbox"/> | <input type="checkbox"/> | <input type="checkbox"/> | <input type="checkbox"/> | <input type="checkbox"/> | <input type="checkbox"/> | <input type="checkbox"/> | <input type="checkbox"/> | <input type="checkbox"/> | <input type="checkbox"/> | 210.0# | 7817 | 8117 | 8206 | 8303 | 8369 | 8501 | 8631 | 8793 | 9116 | 9440 | 9766 | 10415 | 193 |
| | | | | | | | | | | | | | | | | | | | | | | | | | | | |
| | | | | | | | | | | | | | | | | | | | | | | | | | | | |
| | | | | | | | | | | | | | | | | | | | | | | | | | | | |
| | | | | | | | | | | | | | | | | | | | | | | | | | | | |
| | | | | | | | | | | | | | | | | | | | | | | | | | | | |
| | | | | | | | | | | | | | | | | | | | | | | | | | | | |
| | | | | | | | | | | | | | | | | | | | | | | | | | | | |
| | | | | | | | | | | | | | | | | | | | | | | | | | | | |
|  | Non-contrast | ARIIBAR/NC/RFRT/VT | <input type="checkbox"/> | | <input type="checkbox"/> | <input type="checkbox"/> | <input type="checkbox"/> | <input type="checkbox"/> | <input type="checkbox"/> | <input type="checkbox"/> | <input type="checkbox"/> | <input type="checkbox"/> | <input type="checkbox"/> | 210.0# | \$ 7705 | \$ 8006 | \$ 8093 | \$ 8192 | \$ 8257 | \$ 8389 | \$ 8516 | \$ 8681 | \$ 9005 | \$ 9329 | \$ 9654 | \$ 10305 | \$ 193 |
| | Contrast | ARIIBAR/FC/RFRT/VT | <input type="checkbox"/> | <input type="checkbox"/> | <input type="checkbox"/> | <input type="checkbox"/> | <input type="checkbox"/> | <input type="checkbox"/> | <input type="checkbox"/> | <input type="checkbox"/> | <input type="checkbox"/> | <input type="checkbox"/> | <input type="checkbox"/> | 210.0# | 7817 | 8117 | 8206 | 8303 | 8369 | 8501 | 8631 | 8793 | 9116 | 9440 | 9766 | 10415 | 193 |
| | | | | | | | | | | | | | | | | | | | | | | | | | | | |
| | | | | | | | | | | | | | | | | | | | | | | | | | | | |
| | | | | | | | | | | | | | | | | | | | | | | | | | | | |
| | | | | | | | | | | | | | | | | | | | | | | | | | | | |
| | | | | | | | | | | | | | | | | | | | | | | | | | | | |
| | | | | | | | | | | | | | | | | | | | | | | | | | | | |
| | | | | | | | | | | | | | | | | | | | | | | | | | | | |
| | | | | | | | | | | | | | | | | | | | | | | | | | | | |
| | | | | | | | | | | | | | | | | | | | | | | | | | | | |

AFRL2

Recliner w/ Left Facing Veneer Top Articulating Tablet

- Non-contrast C.O.M = 6.5 yd
- 1 = Back, arms and footrest (Fabric Contrast 1) C.O.M. = 5.5 yd
- 2 = Seat (Fabric Contrast 2) C.O.M. = 1.25 yd
- Optional wings (Fabric Contrast 1) C.O.M. = 1.5 yd
- Optional magazine pouch (Fabric Contrast 1) C.O.M. = .5 yd

AFRL2

Recliner w/ Right Facing Veneer Top Articulating Tablet

- Non-contrast C.O.M = 6.5 yd
- 1 = Back, arms and footrest (Fabric Contrast 1) C.O.M. = 5.5 yd
- 2 = Seat (Fabric Contrast 2) C.O.M. = 1.25 yd
- Optional wings (Fabric Contrast 1) C.O.M. = 1.5 yd
- Optional magazine pouch (Fabric Contrast 1) C.O.M. = .5 yd

A

B

C

D

E

F

G

H

I

J

K

L

A

B

C

D

E

F

G

H

I

J

K

L

HOW TO ORDER

- Indicate the following information on order form:
- Quantity of each item.
 - Model number, including options. See “How To Build a Model Number”.
 - Any special service required.

Note:

- The ☐ indicates that a choice is required.
- The absence of the ☐ indicates that no choice is required.
- Alpha-numeric characters in place of ☐ indicate that no other alternatives are available.

HOW TO BUILD A MODEL NUMBER

- A**Select basic model.
- B**Select non-contrast or fabric contrast 1. Refer to [ki.com/fabrics](#)
- C**Select fabric contrast 2. Refer to [ki.com/fabrics](#)
- D**Select Heat and Massage option.
NHM - No heat and massage
WHM - With heat and massage (prohibited in San Francisco, CA); add \$1481
- E**Select USB Power option.
NUSB - No USB power
WUSB - With USB power (prohibited in San Francisco, CA) ; add \$283
Only available if Heat and Massage option is selected.
- F**Select I.V. pole (facing).
NS - No pole
LRFIV - Left facing rear; add \$419

- RFFIV** - Right facing front; add \$419
RRFIV - Right facing rear; add \$419
If optional magazine pouch is specified, only Left-facing-rear (LRFIV) or No pole (NS) can be specified.
- G**Select catheter bag attachment hook (facing).
RRCA - Right facing rear; add \$71
NCA - No catheter attachment
LRCA - Left facing rear; add \$71
RFCA - Right facing front; add \$71
If optional I.V. pole is specified, catheter attachment can not be specified in the same location.
- H**Select magazine pouch.
NMR - No magazine pouch
RFP - Right side pouch (requires add'l fabric; matches arm); add \$266
- I**Select arm option.
WAC - Wood armcaps (pair)
PAC - Black poly (pair); add \$240
SAC - Solid surface armcaps; add \$1016
Solid surface armcap color is always Corian™ glacier white.

- J**Select wingback.
NWB - No wingback
WWB - With wingback (requires add'l fabric, contact KI for yardage); add \$1003
Wingback fabric will match back fabric selection.
- K**Select wood finish color.*
Pick only if product has wood armcaps. Refer to the **Product Color Options** page in this price list.
*For Kensington Maple add upcharge.
- L**Select veneer color.
Refer to the **Product Color Options** page in this price list.

INFORMATION

Moisture Barrier
Moisture barrier is applied underneath the fabric cover as a means of protecting the foam.

Kensington Maple Upcharge
Kensington Maple requires extended leadtimes.
Model
Affina II Recliner \$32

C.O.M. Requirements
C.O.M. yardage requirements listed above are based on plain goods 54” wide. If less than 54” wide or fabrics requiring matching (stripes, plaids, prints, large patterns), additional yardage will be needed. Consult C.O.M. matrix on the Ordering C.O.M. and C.O.L. page for additional yardage needed. For C.O.M. fabric sent to KI-High Point on multiple rolls, add an additional yard of fabric per roll to the yardage requirements.

C.O.L. Requirements
Figure 18 sq. ft. of leather (C.O.L.) for each yard shown (i.e., 4.75 x 18 = 85.5 sq. ft.).

Contrasting Upholstery
When contrasting fabric is chosen, price at highest in-grade.

Minimum Fabric/Leather Quantity
Minimum order for fabric is 1 yard. Minimum order for leather is 1 hide (approximately 50 sq. ft.).

SPECIAL SERVICES

Special Carton Marking
With specially marked information N/C

Shipping
Ships **assembled, FOB High Point, NC 27263, freight prepaid.** Freight class 250.

Specifications and prices are subject to change without prior notice.



1330 BELLEVUE STREET
GREEN BAY, WI 54302
800.424.2432 / KI.COM

KI is a trusted expert for furniture and wall systems around the globe.
USA | CANADA | MEXICO | UK | EUROPE | ASIA | MIDDLE EAST
© 2023 Krueger International, Inc. All Rights Reserved.