



# CASCHA<sup>®</sup> FURNITURE

---

PRICE LIST

EFFECTIVE MAY 7, 2025  
800.424.2432

# Contents

Refer to KI Terms & Conditions document or visit ki.com.



# Contents

Refer to KI Terms & Conditions document or visit ki.com.

<b>Ordering Customer's Own Material (C.O.M.) Upholstery</b>		3
<b>Cascha™ Lounge Seating</b>		
Technical Specifications		5
<b>Cascha™ Furniture</b>		
Product Color Options		14
<b>Cascha™ Lounge Seating</b>		
Lounge Chair, Armless, Sled Base		15
Lounge Chair, Armless, Sled Base, With Welting		16
Lounge Chair, Armless, Wood Four-Leg Base		17
Lounge Chair, Armless, Wood Four-Leg Base, With Welting		18
Lounge Chair, Armless, Metal Swivel Base with Casters		19
Lounge Chair, Armless, Metal Swivel Base with Casters, With Welting		20
Lounge Chair, Armless, Metal Swivel Base		21
Lounge Chair, Armless, Metal Swivel Base, With Welting		22
Lounge Chair, Armless, Wood Swivel Base		23
Lounge Chair, Armless, Wood Swivel Base, With Welting		24
Lounge Chair, Armless, Rocking Base		25
Lounge Chair, Armless, Rocking Base, With Welting		26
Ottoman, Wood Swivel Base		27
Ottoman, Wood Swivel Base, With Welting		28
Ottoman, Metal Swivel Base		29
Ottoman, Metal Swivel Base, With Welting		30
<b>Cascha™ Guest Seating - Armless</b>		
Guest Chair, Armless, Metal Four-Leg Base		31
Guest Chair, Armless, Metal Four-Leg Base, With Welting		32
Guest Chair, Armless, Wood Four-Leg Base		33
Guest Chair, Armless, Wood Four-Leg Base, With Welting		34
Guest Chair, Armless, Height Adjustable, Metal Swivel Base With Casters		35
Guest Chair, Armless, Height Adjustable, Metal Swivel Base With Casters, With Welting		36
Guest Chair, Armless, Height Adjustable, Metal Swivel Base		37
Guest Chair, Armless, Height Adjustable, Metal Swivel Base, With Welting		38
Guest Chair, Armless, Wood Swivel Base		39
Guest Chair, Armless, Wood Swivel Base, With Welting		34
<b>Cascha™ Guest Seating - With Arm</b>		
Guest Chair, With Arm, Metal Four-Leg Base		41
Guest Chair, With Arm, Metal Four-Leg Base, With Welting		42
Guest Chair, With Arm, Wood Four-Leg Base		43
Guest Chair, With Arm, Wood Four-Leg Base, with Welting		44
Guest Chair, With Arm, Height Adjustable, Metal Swivel Base With Casters		45
Guest Chair, With Arm, Height Adjustable, Metal Swivel Base With Casters, With Welting		46
Guest Chair, With Arm, Height Adjustable, Metal Swivel Base		47
Guest Chair, With Arm, Height Adjustable, Metal Swivel Base, With Welting		48
Guest Chair, With Arm, Wood Swivel Base		49
Guest Chair, With Arm, Wood Swivel Base, With Welting		50
<b>Cascha™ Stools - Armless</b>		
Stool, Armless, Metal Four-Leg Base, 24" High		51
Stool, Armless, Metal Four-Leg Base, 24" High, With Welting		52
Stool, Armless, Metal Four-Leg Base, 30" High		53
Stool, Armless, Metal Four-Leg Base, 30" High, With Welting		54
Stool, Armless, Wood Four-Leg Base, 24" High		55
Stool, Armless, Wood Four-Leg Base, 24" High, With Welting		56
Stool, Armless, Wood Four-Leg Base, 30" High		57
Stool, Armless, Wood Four-Leg Base, 30" High, With Welt		58
Stool, Armless, Height Adjustable, Metal Swivel Pedestal Base		59
Stool, Armless, Height Adjustable, Metal Swivel Pedestal Base, With Welting		60
<b>Cascha™ Stools - With Arm</b>		
Stool, With Arm, Metal Four-Leg Base, 24" High		61
Stool, With Arm, Metal Four-Leg Base, 24" High, With Welting		62
Stool, With Arm, Metal Four-Leg Base, 30" High		63
Stool, With Arm, Metal Four-Leg Base, 30" High, With Welting		64
Stool, With Arm, Wood Four-Leg Base, 24" High		65
Stool, With Arm, Wood Four-Leg Base, 24" High, With Welting		66
Stool, With Arm, Wood Four-Leg Base, 30" High		67
Stool, With Arm, Wood Four-Leg Base, 30" High, With Welting		68
Stool, With Arm, Height Adjustable, Metal Swivel Pedestal Base		69
Stool, With Arm, Height Adjustable, Metal Swivel Pedestal Base, With Welting		70

<b>Cascha™ Tables - Tops</b>		
Round Table Tops, 24" Diameter		71
<b>Cascha™ Tables - Bases</b>		
Coffee Table and Side Table, Wood Base		72
Standard Height, Counter Height and Cafe Height Tables, Wood Base		73
<b>Cascha™ Lounge Seating - Replacement Bases</b>		
Replacement Lounge Chair Base		74
Replacement Ottoman Base		76
<b>Cascha™ Guest Seating - Replacement Bases</b>		
Replacement Guest Chair Base		78
Replacement Stool Base		82
<b>Cascha™ Lounge Seating - Replacements</b>		
Replacement Lounge Chair Back and Seat		84
Replacement Ottoman Seat		86
Replacement Ottoman Seat, With Welting		87
<b>Cascha™ Guest Seating - Replacements</b>		
Replacement Guest Chair Back and Seat, Armless		88
Replacement Guest Chair Back and Seat, With Arm		90
<b>Cascha™ Stools - Replacements</b>		
Replacement Stool Back and Seat, Armless		92
Replacement Stool Back and Seat, With Arm		94
<b>Cascha™ Guest Seating - Replacement Kits</b>		
Replacement Guest Chair & Stool, Arm Kit		96
<b>Cascha™ Lounge Seating - Replacement Kits</b>		
Replacement Base Kits		98



Customer’s Own Material ■  
Specifications Form  
January 2023

How to Specify

As a standard procedure, KI applies seating upholstery as swatched by the textile distributor. Reference distributor’s website. Upholstery that is required to be applied differently than is swatched, will need a Product Modification Request written spec ifying the direction the upholstery is to be applied.

Seating upholstery requiring specific positioning of intricate patterns or patterns repeats on seats and backrests, will need a Product Modification Request written including a sketch noting the specific requirements, as in Diagram A.

C.O.M. must be supplied in continuous yardage.

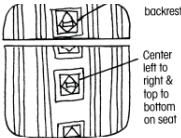
Yardage requirements listed in price list are based on plain goods 54” wide. Fabrics less than 54” wide, or those requiring matching (stripes, plaids, prints, large patterns) will require additional yardage based on the fabric used and the item ordered. Consult matrix below for additional yardage needed.

**C.O.M. INCREASE MATRIX** (yardage matrix is also applicable to any reservations of KI Ingrade, Pallas, or K.O.M. upholsteries).

This table is a general guide.

FABRIC WIDTH	PLAIN FABRIC	UNDER 7” REPEAT	8”–13” REPEAT	14”-21” REPEAT	22”-27” REPEAT	28”-33” REPEAT	34”-40” REPEAT	41”-48” REPEAT
54”	0	20%	25%	30%	45%	55%	70%	80%
51”-53”	15%	25%	30%	35%	50%	60%	80%	90%
48”-50”	20%	30%	35%	40%	55%	65%	85%	95%
45”-47”	30%	45%	50%	55%	60%	80%	90%	100%
36”-44”	50%	65%	70%	75%	80%	100%	110%	120%

Diagram A



Fabric with double repeat: If using a fabric with a double repeat, please follow this formula: take the total amount of the larger and half of the smaller repeat; add together to find the correct overall repeat. Example: 10” vertical with 14” horizontal would be 14+5=19.

If fabric comes in on multiple rolls, one additional yard per roll needs to be added to the yardage requirement.

Leather hides must be a minimum of 50 square feet of usable material. The outer edges cannot be calculated as square feet or yardage. To determine square footage, multiply unit yardage by 18 square feet to obtain the total square footage required per unit.

For exact production yardage requirements, call 1-800-424-2432, ext. 2707.

Production

Customer’s upholstery must be approved prior to acceptance for production.

After approval, a memo swatch of the C.O.M. from the textile distributor must accompany the order. KI assumes no responsibility for wear, defects, or performance of C.O.M. or K.O.M. upholstery.

C.O.M. not received into the appropriate facility 3 weeks prior to acknowledged delivery date may go on hold. See KI C.O.M. Shipping Location listing for the correct facility address by product.

All C.O.M. must be labeled as follows:

1. Name and address
2. Your purchase order number
3. Our style number to which fabric is to be applied
4. Supplier name and fabric name, number, and color

ALL C.O.M. Shipments must be prepaid. Collect shipments will be refused.

Testing

When KI requires testing, actual yardage to upholster one chair may be required. The C.O.M. Specialist will confirm model and fabric testing requirements when applicable.

Approved test samples will be applied to the order or will be held for 6 months. After 6 months, the sample will no longer be applied to your order. For all product testing, send fabric samples to the manufacturing facility. See KI C.O.M. Shipping Location listing for the correct facility address by product.

ALL C.O.M. Shipments must be prepaid. Collect shipments will be refused.

Treated Materials

If C.O.M. requires processing such as a stain resistance treatment or acrylic backing, it may shrink. To prevent delays in delivery or back ordering due to shrinkage, please have your processor verify measurement after processing and assure adequate yardage shipped.

Split Orders

If a portion of the shipment which does not require C.O.M. application is to be processed and shipped early, KI will enter the order immediately at your request. These split shipments are subject to minimum order changes.

Excess Upholstery Material

KI will dispose of excess upholstery material at the time of shipment unless expressly requested to return it with the product shipment.

Cancelled or Changed Orders

KI assumes no responsibility for extra C.O.M. due to a change of upholstery or cancellation of an order. If it the customer’s responsibility to arrange for return of the material.

Contact the C.O.M. Specialist at 1-800-424-2432, ext. 2707, with questions or to request a split order



C.O.M. SHIPPING LOCATION



<b>Architectural Walls</b>		<b>Panel Systems</b>	Intellect Wave .....	GB
Evoke.....		All Terrain.....	Jessa .....	HN
Genius.....		Balance .....	Jubilee .....	VQ
<b>Casegoods</b>		Universal .....	Katera.....	GB
Aristotle.....		Wireworks .....	Kurv Benches.....	HN
Likha.....		Unite.....	Learn2.....	GB
<b>Classroom Furniture</b>		<b>Residence Hall Furniture</b>	LimeLite.....	GB
Cogni .....		RoomScape .....	Lyra .....	HN
Intellect Wave .....			Medical & Laboratory Stools.....	OM
Learn2.....		<b>Screens</b>	MyPlace .....	HN
Ruckus.....		All Terrain.....	MyWay .....	HN
<b>Desking</b>		Connection Zone.....	Oath .....	GB
700 Series .....		Tributaire.....	Opt4 .....	GB
Balance .....		True/Volition .....	Pilot .....	OM
Genesis .....		Genesis.....	Promenade .....	BW
True .....		Tattoo.....	Ruckus.....	GB
Universal .....		Universal.....	Sela .....	HN
WorkZone .....			Sift .....	GB
<b>Files &amp; Storage</b>		<b>Seating</b>	Signia.....	OM
700 Series.....		600 Series....	Soltice Metal .....	HN
Connection.....		Affina .....	Soltice.....	HN
U-Series.....		Altus .....	Sonrisa .....	HN
Tattoo.....		Apply .....	Strive.....	GB
<b>Fixed Seating</b>		Calida .....	Sway .....	BW
Concerto.....		Cascha .....	Tattoo.....	HN
Single Pedestal .....		Clamber .....	Torsion-on-the-Go! .....	GB
Jury Base .....		Cogni .....	Torsion Air .....	GB
Lancaster.....		Diem .....	Zeker .....	HN
Sequence .....		Doni .....	Zoetry .....	HN
University .....		Gladly .....		
		Grazie .....		
		Hub .....		
		Impress .....		
		Impress Ultra .....		

KI C.O.M. Manufacturing Site Addresses:

BW  
KI Bonduel  
Attn: COM Storage  
204 West South St.  
Bonduel, WI 54107

HN  
KI High Point  
Attn: COM Storage  
217 Feld Avenue  
High Point, NC 27263

MN  
KI Manitowoc  
Attn: COM Storage  
1400 S. 41st St.  
Manitowoc, WI 54220

VQ  
KI  
Attn: COM Fabrics  
6892 Marlin Circle  
La Palma, CA 90623

GB  
KI Green Bay  
Attn: COM Storage  
1687 Westminster Drive - Gate 3  
Green Bay, WI 54302

KP  
KI Pembroke  
Attn: COM Storage  
1000 Olympic Dr.  
Pembroke, Ontario K8A6X7

OM  
KI  
Attn: COM Storage  
110 S. Mildred Ave.  
Ontario, CA 91761

VT  
KI  
Attn: COM Storage  
2803 South Taylor Drive  
Sheboygan, WI 53081





Lounge Chairs

Seat & Backrest Shell Construction

All seat and backrest structures are constructed of a 1/2" thick formed, then CNC-cut continuous curved hardwood plywood. Plywood underside includes threaded inserts for installation of lounge chair bases as specified.

Upholstered Seat & Backrest

Seat top and backrest front foam thickness is 1 1/2". Seat back and seat underside foam thickness is 1/4". All foam is glued to the continuous curved plywood structure, then upholstered using heat-activated glue. Upholstered Cascha lounge chairs are sewn with double needle top stitch, when no welting is present. Units may be specified with contrasting or non-contrasting upholstery choices. Specific models include stylish welting defining the seam between the top and front user surfaces around the perimeter. See Product Color Options page in the Cascha Pricelist for upholstery options offered.

Lounge Chair Frames

Sled Base

Made from 16 mm diameter, 1.5 mm thick steel tubing, formed and welded. Frames are finished with baked-on electrostatically applied powder-coat paint in select KI colors to customer specification or may be specified as duplex nickel-chrome plated. Bases come equipped with fixed nylon saddle glides, attached underneath with a screw. Upper frame attaches into threaded inserts under the upholstered chair using two M6 x 35 and two M6 x 18 screws.

Wood 4-Leg Base

Four legs are milled out of solid Ash. Legs are stained in select KI colors to customer specification then clear coated. See Product Color Options in the Cascha Furniture Pricelist. Two steel supports join the wood leg assemblies using eight M6 x 18 screws. The metal support secures to the underside of the lounge using four M6 x 18 screws. Steel support is nickel-chrome plated. Base glide options available are none, felt or nylon. Glides each are attached using one #4 x 5/8" wood screw.

Metal Swivel Base

Four-spoke base is constructed of die-cast aluminum, finished with baked-on electrostatically applied powder-coat Black paint, or specified as polished aluminum. Base comes with either casters or glides. Available caster option is 50 mm O.D. double-wheel nylon. Optional push-in nylon glides are available with either felt or nylon pads adhered underneath. A steel support cylinder atop the four-spoke base which swivels 360-degrees is finished with baked-on electrostatically applied powder-coat Black paint or may be specified as duplex nickel-chrome plated. Lounge is supported by a contoured top plate, of molded high-strength black plastic. Top plate attaches to threaded inserts in the underside of the lounge using four M6 x 30 screws and external tooth lock washers.

Wood Swivel Base

Four pyramidal base legs are each milled out of solid Ash. Reinforced with a steel post. Legs are stained in select KI colors to customer specification then clear coated. See Product Color Options in the Cascha Furniture Pricelist. Each leg inserts into a leg support knuckle and are secured underneath with a #10 x 3/4" Phillips flat head screw. Leg support knuckle is constructed of steel, finished with baked-on electrostatically applied powder-coat Black paint. Fixed in the knuckle is a nylon bushing with a zinc-plated steel post, which swivels 360-degrees. Lounge is supported by a contoured top plate, of molded high-strength black plastic. Top plate attaches to threaded inserts in the underside of the lounge using four M6 x 30 screws and external tooth lock washers. Base glide options available are none, felt or nylon. Glides each are attached using one #4 x 5/8" wood screw.

Lounge Chair Frames (cont.)

Rocking Base

Base is constructed of steel and wood. Upper base frame is made from 22 mm diameter, 2 mm thick steel tubing, formed and welded. Frame is finished with baked-on electrostatically applied powder-coat paint in select KI colors to customer specification or may be specified as duplex nickel-chrome plated. Attached to the frame using four M6 x 35 screws is a pair of wood rockers made of solid Ash. Rockers are stained in select KI colors to customer specification then clear coated. See Product Color Options in the Cascha Furniture Pricelist. Upper base frame attaches into threaded inserts under the lounge using four M6 x 18 screws.

Ottomans

Ottoman Shell Construction

Ottoman structures are constructed of a 1/2" thick formed, then CNC-cut continuous curved hardwood plywood. Plywood underside includes threaded inserts for installation of ottoman bases as specified.

Upholstery

Ottoman top foam thickness is 1" and underside foam thickness is 1/4". All foam is glued to the continuous curved plywood structure, then upholstered using heat-activated glue. Upholstered Cascha ottomans are sewn with double needle top stitch, when no welting is present. Units may be specified with contrasting or non-contrasting upholstery choices. Specific models include stylish welting defining the seam between the top and front user surfaces around the perimeter. See Product Color Options page in the Cascha Pricelist for upholstery options offered.

Ottoman Frames

Wood Swivel Base

Four pyramidal base legs are each milled out of solid Ash. Legs are stained in select KI colors to customer specification then clear coated. See Product Color Options in the Cascha Furniture Pricelist. Each leg inserts into a leg support knuckle and are secured underneath with a #10 x 3/4" Phillips flat head screw. Leg support knuckle is constructed of die-cast aluminum, finished with baked-on electrostatically applied powder-coat Black paint, or specified as polished aluminum. Fixed in the knuckle is a nylon bushing with a zinc-plated steel post, which swivels 360-degrees. Ottoman is supported by a contoured top plate, of molded high-strength black plastic. Top plate attaches to threaded inserts in the underside using four M6 x 30 screws and external tooth lock washers. Base glide options available are none, felt or nylon. Glides each are attached using one #4 x 5/8" wood screw.

Metal Swivel Base

Four-spoke base is constructed of die-cast aluminum, finished with baked-on electrostatically applied powder-coat Black paint, or specified as polished aluminum. Base comes with either casters or glides. Available caster option is 50 mm O.D. double-wheel nylon. Optional push-in nylon glides are available with either felt or nylon pads adhered underneath. A steel support cylinder atop the four-spoke base which swivels 360-degrees is finished with baked-on electrostatically applied powder-coat Black paint or may be specified as duplex nickel-chrome plated. Ottoman is supported by a contoured top plate, of molded high-strength black plastic. Top plate attaches to threaded inserts in the underside of the lounge using four M6 x 30 screws and external tooth lock washers.

Guest Chairs

Seat & Backrest Shell Construction

All seat and backrest structures are constructed of a 1/2" thick formed, then CNC-cut continuous curved hardwood plywood. Plywood underside includes threaded inserts for installation of chair bases as specified.



Guest Chairs (cont.)

Upholstered Seat, Backrest & Arms

Seat top and backrest front foam thickness is 1". Seat back and seat underside foam thickness is 1/4". Arms inside and outside foam thickness 1/2". All foam is glued to the continuous curved plywood structure, then upholstered using heat-activated glue. Upholstered Cascha guest chairs are sewn with double needle top stitch, when no welting is present. Units may be specified with contrasting or non-contrasting upholstery choices. Specific models include stylish welting defining the seam between the top and front user surfaces around the perimeter. See Product Color Options page in the Cascha Pricelist for upholstery options offered.

Guest Chair Frames

Metal 4-Leg Base

Legs are made from 16 mm diameter, 1.5 mm thick steel tubing, formed and welded. Bases are finished with baked-on electrostatically applied powder-coat paint in select KI colors to customer specification or may be specified as duplex nickel-chrome plated. See Product Color Options in the Cascha Furniture Pricelist. Bases come equipped with plastic press-in glides with either nylon or felt adhered to the bottom. Upper x-frame structure secures to threaded inserts in the underside of the chair using eight M6 x 18 screws.

Wood 4-Leg Base

Four legs are milled out of solid Ash. Legs are stained in select KI colors to customer specification then clear coated. See Product Color Options in the Cascha Furniture Pricelist. A formed and welded steel 12 mm diameter rod x-frame support joins at the four leg tops, securing with one #4 x 5/8" screw each. X-frame support is baked-on electrostatically applied powder-coat painted in Black and attaches to the chair underside using eight M6 x 18 screws. Base glide options available are none, felt or nylon. Glides each are attached using one #4 x 5/8" wood screw.

Metal Swivel Base

Four-spoke base is constructed of die-cast aluminum, finished with baked-on electrostatically applied powder-coat Black paint, or specified as polished aluminum. Base comes with either casters or glides. Available caster option is 50 mm O.D. double-wheel nylon. Optional push-in nylon glides are available with either felt or nylon pads adhered underneath. A steel support cylinder atop the four-spoke base which swivels 360-degrees is finished with baked-on electrostatically applied powder-coat Black paint or may be specified as duplex nickel-chrome plated. Adjustable-Height chair is supported by a contoured top plate, of molded high-strength black plastic which contains a height-adjust lever. Press-fit in the support cylinder below and the top plate above is an adjustable-height class-4 gas cylinder. Top plate attaches to threaded inserts in the underside of the lounge using four M6 x 30 Phillips screws and external tooth lock washers.

Wood Swivel Base

Four pyramidal base legs are each milled out of solid Ash. Legs are stained in select KI colors to customer specification then clear coated. See Product Color Options in the Cascha Furniture Pricelist. Each leg inserts into a leg support knuckle and are secured underneath with a #10 x 3/4" Phillips flat head screw. Leg support knuckle is constructed of die-cast aluminum, finished with baked-on electrostatically applied powder-coat Black paint, or specified as polished aluminum. Fixed in the knuckle is a nylon bushing with a zinc-plated steel post, which swivels 360-degrees. Chair is supported by a contoured top plate, of molded high-strength black plastic. Top plate attaches to threaded inserts in the underside using four M6 x 30 screws and external tooth lock washers. Base glide options available are none, felt or nylon. Glides each are attached using one #4 x 5/8" wood screw.

Seat & Backrest Shell Construction

All seat and backrest structures are constructed of a 1/2" thick formed, then CNC-cut continuous curved hardwood plywood. Plywood underside includes threaded inserts for installation of Stool bases as specified.

Upholstered Seat & Backrest & Arms

Seat top and backrest front foam thickness is 1". Seat back and seat underside foam thickness is 1/4". Arms inside and outside foam thickness 1/2". All foam is glued to the continuous curved plywood structure, then upholstered using heat-activated glue. Upholstered Cascha stools are sewn with double needle top stitch, when no welting is present. Units may be specified with contrasting or non-contrasting upholstery choices. Specific models include stylish welting defining the seam between the top and front user surfaces around the perimeter. See Product Color Options page in the Cascha Pricelist for upholstery options offered.

Stool Frames

Metal 4-Leg Frame

Fixed frame heights are available for 24" and 30" high stools. Legs are made from 16 mm diameter, 1.5 mm thick steel tubing. Formed and welded is an upper solid 12mm diameter rod x-frame structure. Stool frames also include a formed 11 mm diameter solid rod welded-on foot ring. Bases are finished with baked-on electrostatically applied powder-coat paint in select KI colors to customer specification or may be specified as duplex nickel-chrome plated. See Product Color Options in the Cascha Furniture Pricelist. Bases come equipped with plastic press-in glides with either nylon or felt adhered to the bottom. Upper x-frame solid 12mm diameter rod structure secures to threaded inserts in the underside of the chair using eight M6 x 18 screws.

Wood 4-Leg Frame

Fixed frame heights are available for 24" and 30" high stools. Legs are milled out of solid Ash. Legs are stained in select KI colors to customer specification then clear coated. See Product Color Options in the Cascha Furniture Pricelist. A formed and welded steel 12 mm diameter rod x-frame support joins at the four leg tops, securing with one #4 x 5/8" screw each. X-frame support is baked-on electrostatically applied powder-coat painted in Black and attaches to the chair underside using eight M6 x 18 screws. Stool frames also include a formed 11 mm diameter solid rod foot ring. Foot ring is finished with baked-on electrostatically applied powder-coat paint in select KI colors to customer specification or may be specified as duplex nickel-chrome plated. Foot ring attaches to threaded inserts in the legs using four M6 x 22 screws. Base glide options available are none, felt or nylon. Glides each are attached using one #4 x 5/8" wood screw.

Metal Swivel Pedestal Base

At the bottom of the base is a steel disk with dimensions of 450 mm diameter by 7 mm thick. The base bottom contains six nylon threaded glides allowing for minimal adjustability on un-level floors. Atop the base is a 50 mm diameter, 1.5 mm thick steel lower support post, secured from under the base by three M8 x 35 mm flat Allen head screws. Lower support post holds an internally, press-fit adjustable-height class-4 gas lift cylinder with an adjustment range of 260 mm. Concealing the height-adjust cylinder and raising or lowering over of the lower support post is the upper seat support post with seat support. Support post consists of a steel cylinder of 60 mm diameter, 1.5 mm thick, 385 mm length. Includes a welded-on footrest of 25 mm diameter, 1.5 mm thick, 310 mm length. Welded to the top of the support post is the seat support which the top of the gas cylinder mates into. Integrated into the seat support is a height-adjust lever which activates the gas cylinder below. All steel base parts are finished with baked-on electrostatically applied powder-coat paint in select KI colors to customer specification or may be specified as duplex nickel-chrome plated. Upper seat support attaches to the stool underside using four M6 x 30 screws and external tooth lock washers.



Tables

Assembled table heights are: 16" 20", 29", 36" and 42".

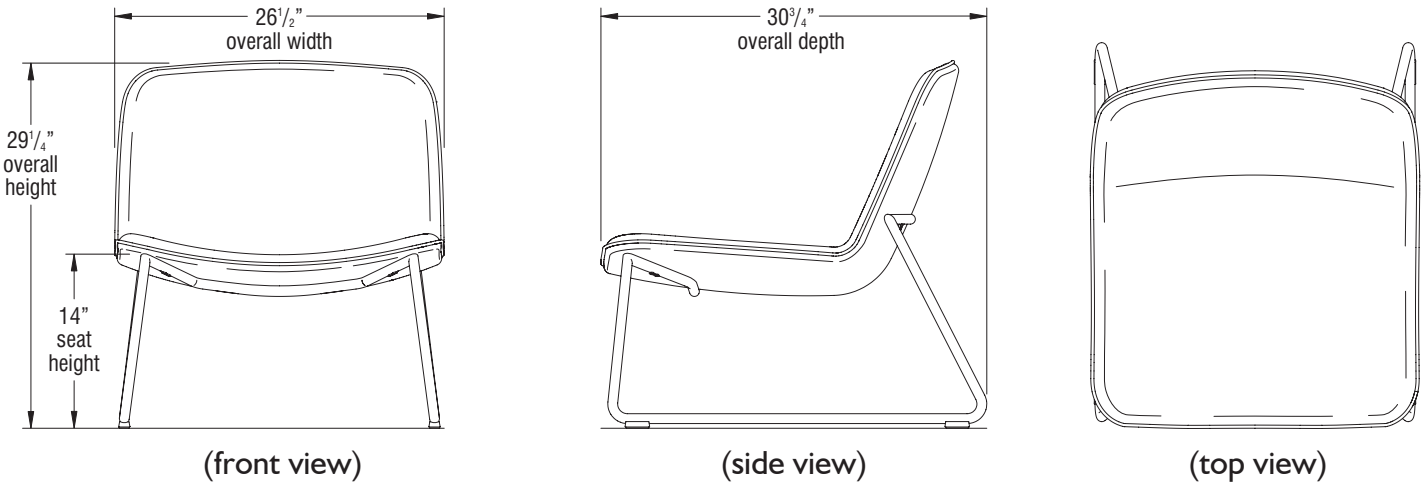
Tabletops

Tabletops all are 24" diameter, constructed of 3/4" thick high-density particleboard core, with high-pressure laminate top, and phenolic backing sheet. Total thickness of top is 7/8". Tabletops are available with 2 mm (73P) edge.

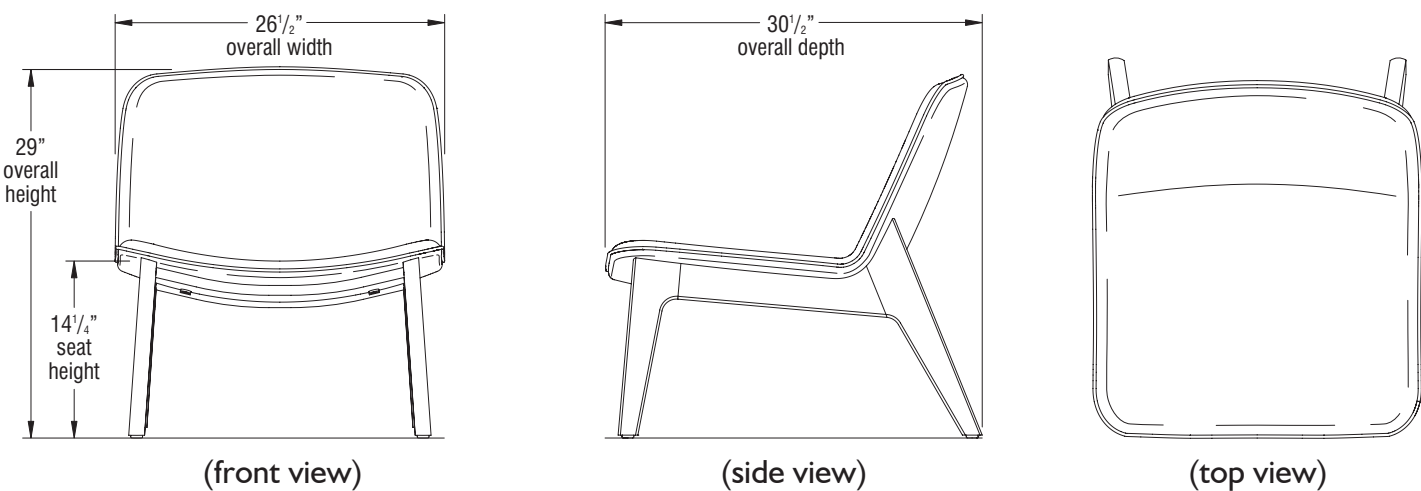
Wood 4-Leg Base

Four pyramidal base legs are each milled out of solid Ash. Legs are stained in select KI colors to customer specification then clear coated. See Product Color Options in the Cascha Furniture Pricelist. Each leg inserts into a leg support knuckle and are secured underneath with a #10 x 3/4" Phillips flat head screw. Leg support knuckle is constructed of die-cast aluminum, finished with baked-on electrostatically applied powder-coat paint in select KI colors to customer specification or may be specified as Black paint or polished aluminum. Leg support knuckle top contains a 50 mm diameter, Ash wood post sized for 16", 20", 29", 36", or 42" table heights. Post attaches to the leg knuckle using one M8 x 40 screw and two #6 x 5/8" wood screws. Post attaches to a black fixed steel top plate 3 mm thick using one M8 x 35 screw and two #6 x 5/8" wood screws. Top plate attaches to the underside of the tabletop using four #10 x 3/4" screws. Base glide options available are none, felt or nylon. Glides each are attached using one #4 x 5/8" wood screw.

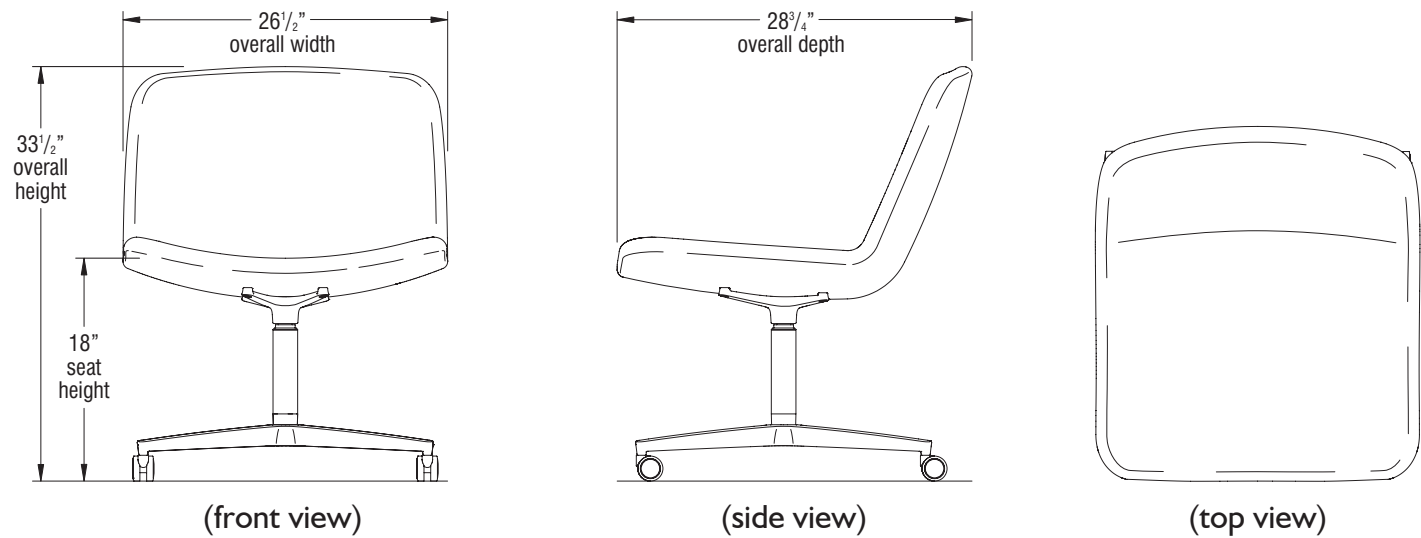
Cascha Sled Base Lounge Chair - Armless - (model CALSL shown)



Cascha Wood 4-Leg Base Lounge Chair - Armless - (model CAL4W shown)

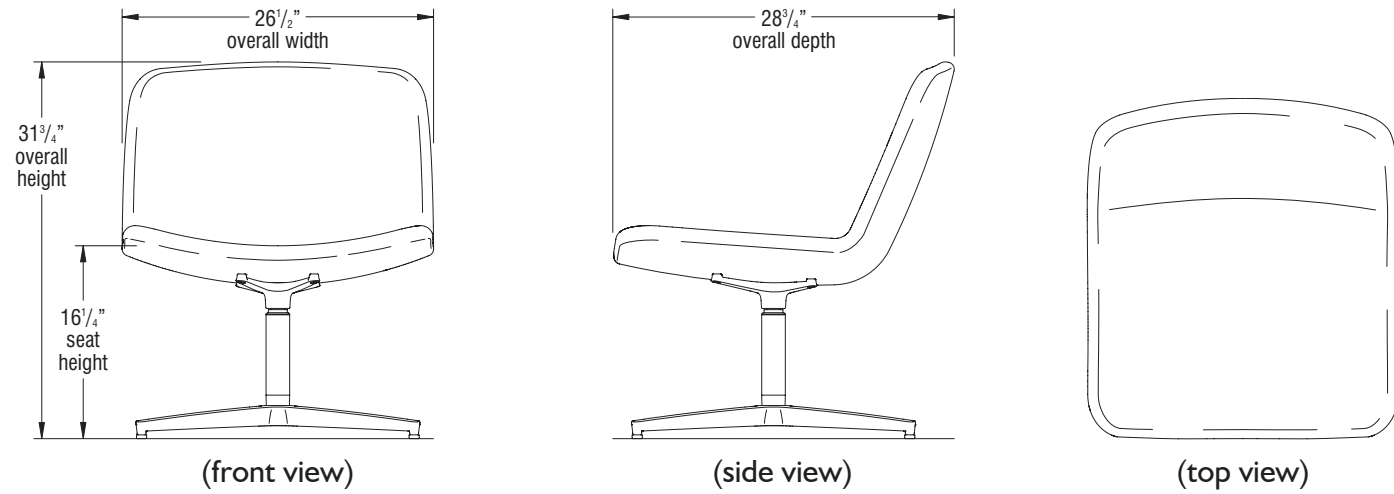


Cascha Metal Swivel Caster Base Lounge Chair - Armless - (model CALSC shown)

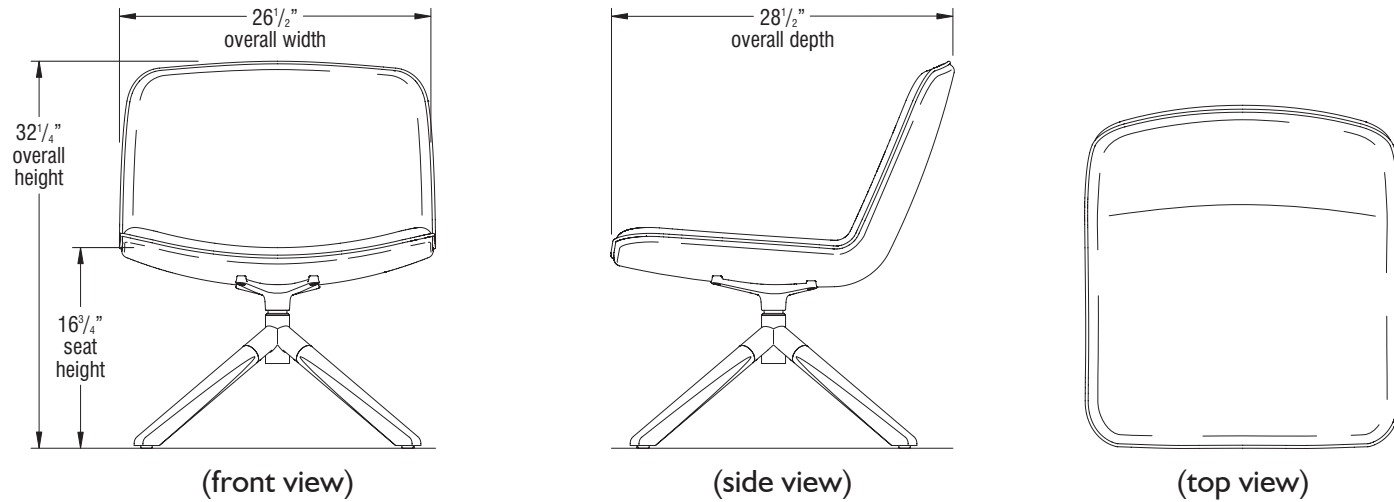




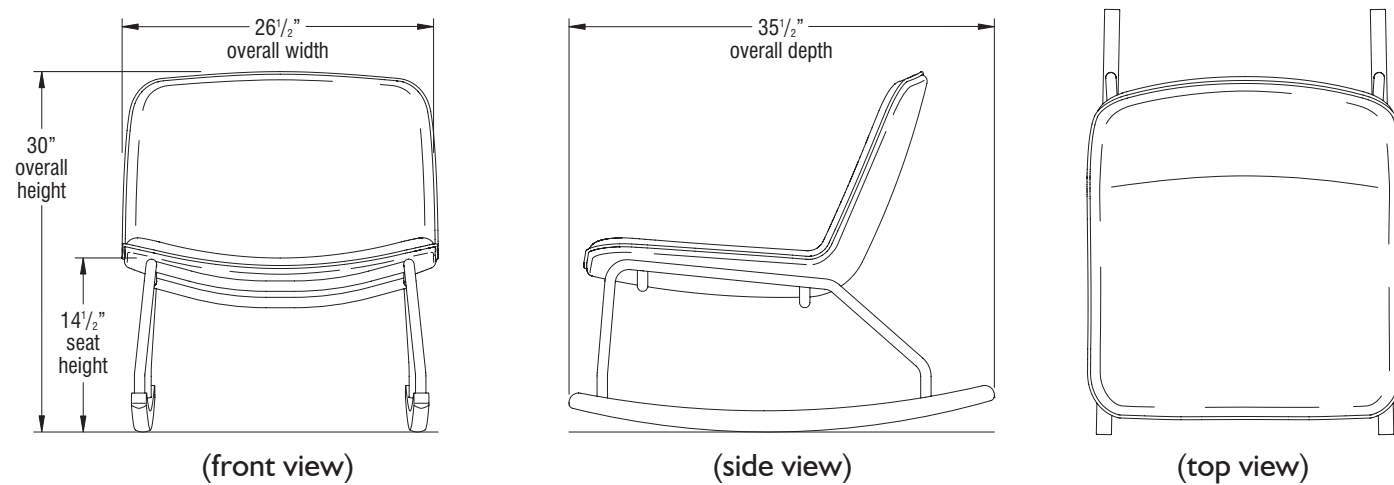
Cascha Metal Swivel Glide Base Lounge Chair - Armless - (model CALSG shown)



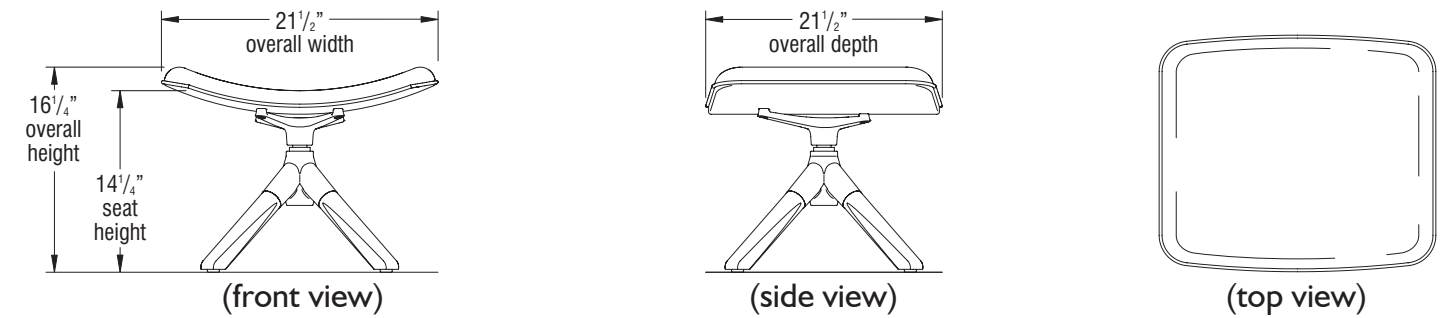
Cascha Wood Swivel Base Lounge Chair - Armless - (model CAL4K shown)



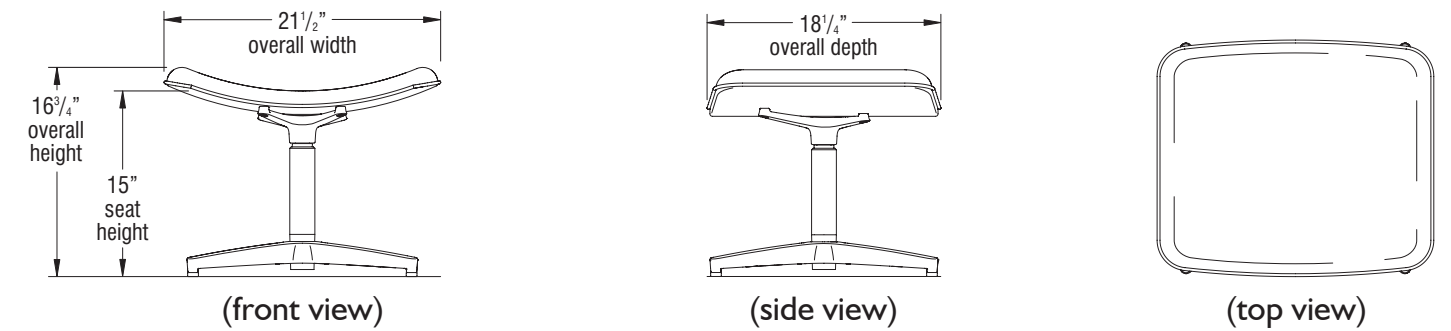
Cascha Rocking Base Lounge Chair - Armless - (model CALRW shown)



Cascha Wood Swivel Base Ottoman - (model CAF4K shown)

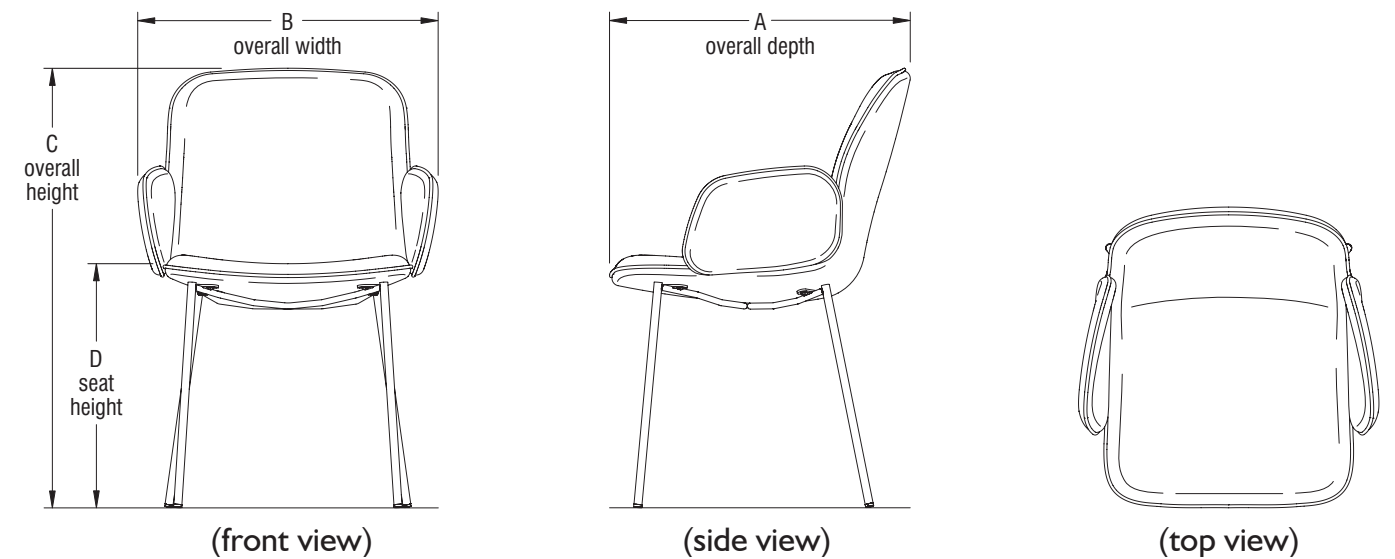


Cascha Metal Swivel Base Ottoman - (model CAFSG shown)



Cascha Metal 4-Leg Base Guest Chairs - (model CAM4M shown)

Model Number	A Overall Depth	B Overall Width	C Overall Height	D Seat Height
CAG4M	$23\frac{1}{2}$ "	$19\frac{1}{2}$ "	$34\frac{1}{2}$ "	$19\frac{1}{4}$ "
CAM4M	$23\frac{1}{2}$ "	$23\frac{1}{2}$ "	$34\frac{1}{2}$ "	$19\frac{1}{4}$ "

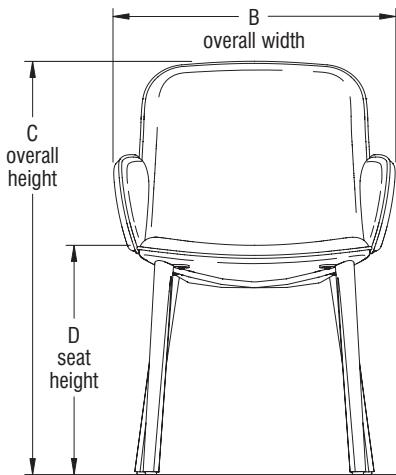




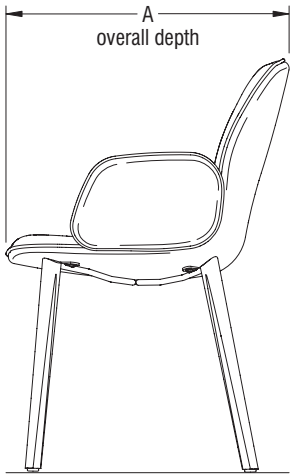


Cascha Wood 4-Leg Base Guest Chairs - (model CAM4W shown)

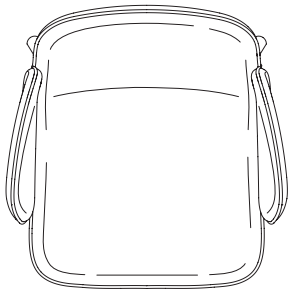
Model Number	A Overall Depth	B Overall Width	C Overall Height	D Seat Height
CAG4W	23 1/2"	19 1/2"	34 1/2"	19"
CAM4W	23 1/2"	23 1/2"	34 1/2"	19"



(front view)



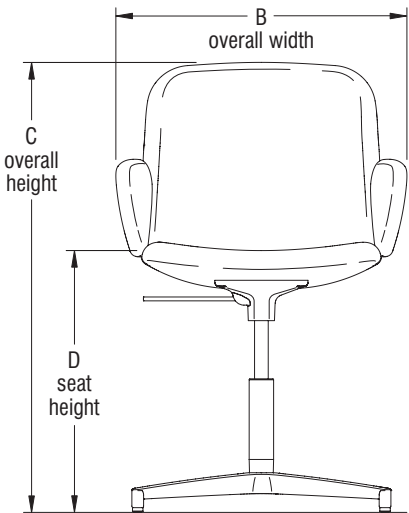
(side view)



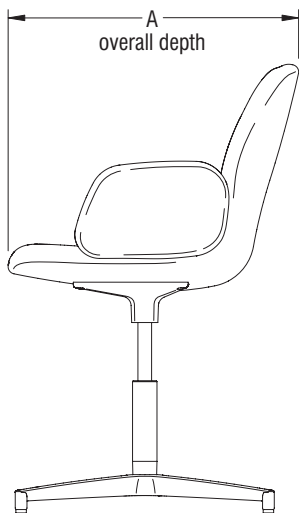
(top view)

Cascha Metal Swivel Glide Base Guest Chairs - Adjustable-Height (model CAM4G shown)


Model Number	A Overall Depth	B Overall Width	C Overall Height	D Seat Height
CAG4G	23 1/2"	19 1/2"	34 3/4" - 39 1/4"	19 1/2" - 24"
CAM4G	23 1/2"	23 1/2"	34 3/4" - 39 1/4"	19 1/2" - 24"



(front view)



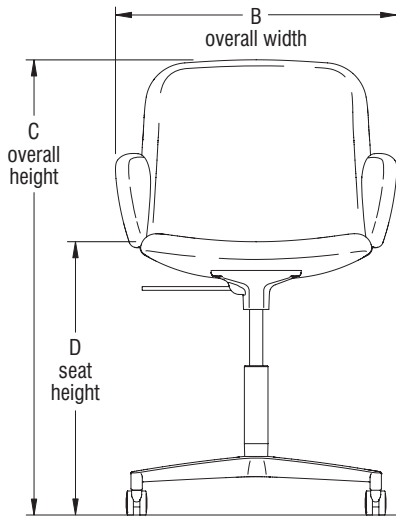
(side view)



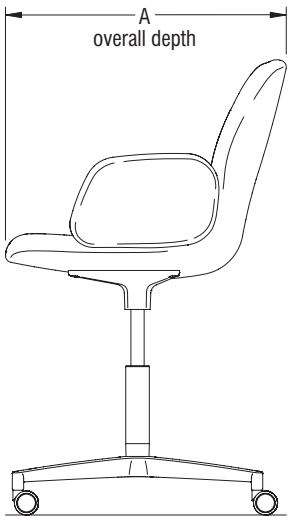
(top view)

Cascha Metal Swivel Caster Base Guest Chairs - Adjustable-Height (model CAM4C shown)

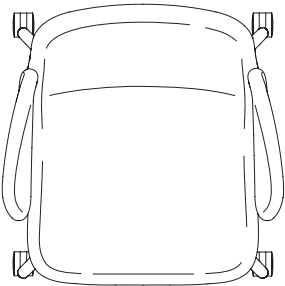
Model Number	A Overall Depth	B Overall Width	C Overall Height	D Seat Height
CAG4C	23 1/2"	19 1/2"	36 1/2" - 41"	21 1/4" - 25 3/4"
CAM4C	23 1/2"	23 1/2"	36 1/2" - 41"	21 1/4" - 25 3/4"



(front view)



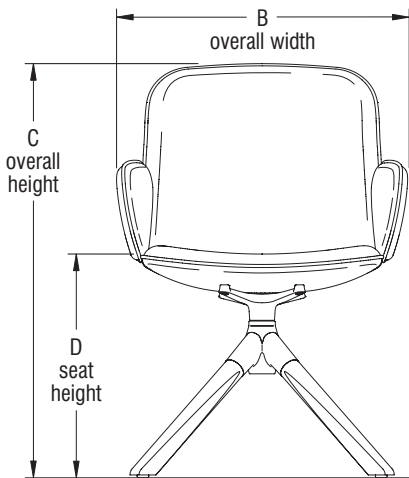
(side view)



(top view)

Cascha Wood Swivel Base Guest Chairs - (model CAM4K shown)


Model Number	A Overall Depth	B Overall Width	C Overall Height	D Seat Height
CAG4K	23 1/2"	19 1/2"	33 1/4"	18 1/4"
CAM4K	23 1/2"	23 1/2"	33 1/4"	18 1/4"



(front view)



(side view)

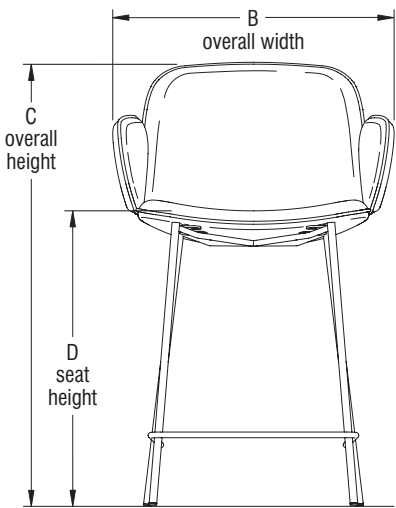


(top view)




Cascha Metal 4-Leg Base Stools - (model CAR4M shown)

Model Number	A Overall Depth	B Overall Width	C Overall Height	D Seat Height
CAS4M24	21 1/4"	19 1/2"	37"	24 3/4"
CAS4M30	21 1/4"	19 1/2"	42 3/4"	30 1/2"
CAR4M24	21 1/4"	23 1/2"	37"	24 3/4"
CAR4M30	21 1/4"	23 1/2"	42 3/4"	30 1/2"



(front view)



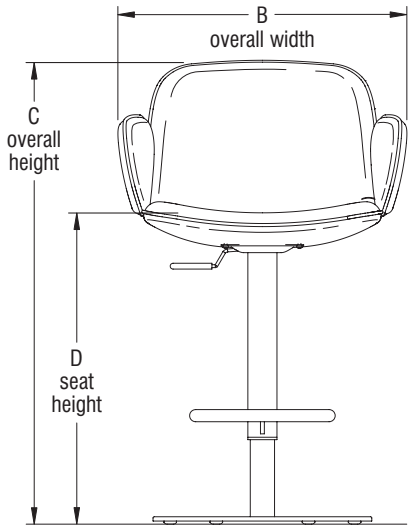
(side view)



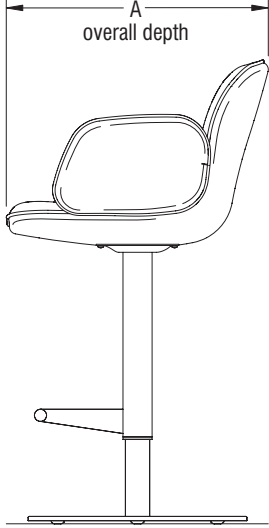
(top view)

Cascha Metal Swivel Pedestal Base Stools - Adjustable-Height - (model CARPD shown)

Model Number	A Overall Depth	B Overall Width	C Overall Height	D Seat Height
CASPD	21 1/4"	19 1/2"	32 1/4" - 41 3/4"	20" - 29 1/2"
CARPD	21 1/4"	23 1/2"	32 1/4" - 41 3/4"	20" - 29 1/2"



(front view)



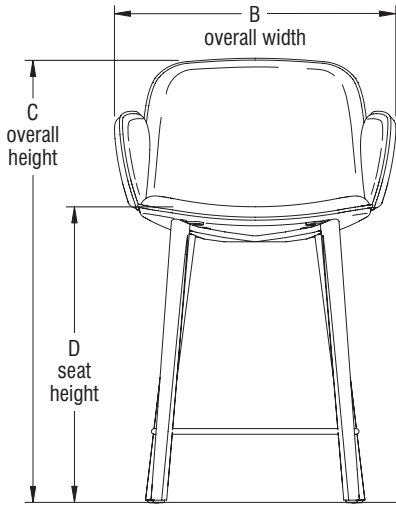
(side view)




(top view)

Cascha Wood 4-Leg Base Stools - (model CAR4W shown)

Model Number	A Overall Depth	B Overall Width	C Overall Height	D Seat Height
CAS4W24	21 1/4"	19 1/2"	37"	24 3/4"
CAS4W30	21 1/4"	19 1/2"	43"	30 3/4"
CAR4W24	21 1/4"	23 1/2"	37"	24 3/4"
CAR4W30	21 1/4"	23 1/2"	43"	30 3/4"



(front view)



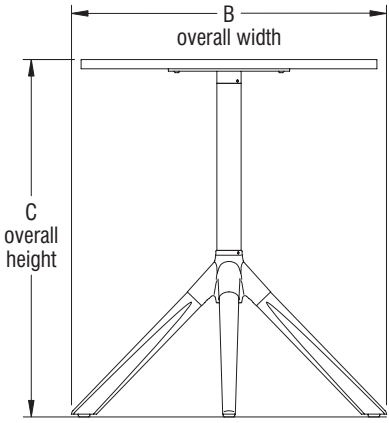
(side view)



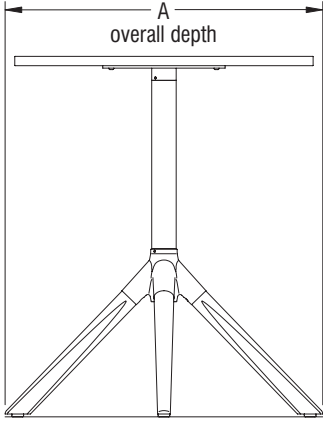
(top view)

Cascha Table - (model CAM4K shown)

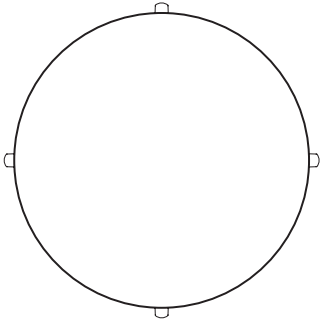
Model Number	A Overall Depth	B Overall Width	C Overall Height
CABXW16	25 3/4"	25 3/4"	16 1/4"
CABXW20	25 3/4"	25 3/4"	20 1/4"
CABXW29	25 3/4"	25 3/4"	29"
CABXW36	25 3/4"	25 3/4"	36"
CABXW42	25 3/4"	25 3/4"	42"



(front view)




(side view)



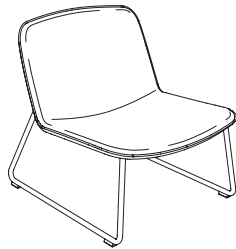
(top view)




### Cascha Lounge Chairs



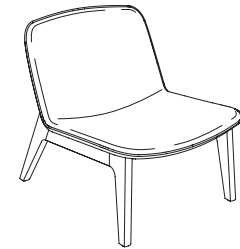
Sled Base  
without Welting  
CALSLNN  
CALSLCN



Sled Base  
with Welting  
CALSLNP  
CALSLCP



Wood Four-Leg Base  
without Welting  
CAL4WNN  
CAL4WCN



Wood Four-Leg Base  
with Welting  
CAL4WNP  
CAL4WCP



Metal Swivel Base with Casters  
without Welting  
CALSCNN  
CALSCCN



Metal Swivel Base with Casters  
with Welting  
CALSCNP  
CALSCCP



Metal Swivel Base with Glides  
without Welting  
CALSGNN  
CALSGCN




Metal Swivel Base with Glides  
with Welting  
CALSGNP  
CALSGCP




Wood Swivel Base  
without Welting  
CAL4KNN  
CAL4KCN



Wood Swivel Base  
with Welting  
CAL4KNP  
CAL4KCP

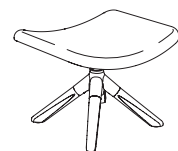


Rocking Base  
without Welting  
CALRWNN  
CALRWCN



Rocking Base  
with Welting  
CALRWNP  
CALRWCP

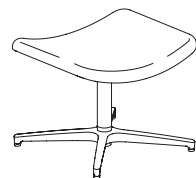
### Cascha Ottomans



Wood Swivel Base  
without Welting  
CAF4KNN  
CAF4KCN



Wood Swivel Base  
with Welting  
CAF4KNP  
CAF4KCP




Metal Swivel Base  
without Welting  
CAFSGNN  
CAFSGCN




Metal Swivel Base  
with Welting  
CAFSGNP  
CAFSGCP

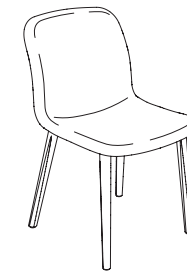
### Cascha Guest Chairs (Armless)




Metal Four-Leg Base  
without Welting  
CAG4MNN  
CAG4MCN



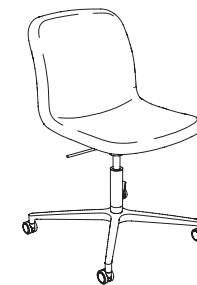
Metal Four-Leg Base  
with Welting  
CAG4MNP  
CAG4MCP



Wood Four-Leg Base  
without Welting  
CAG4WNN  
CAG4WCN



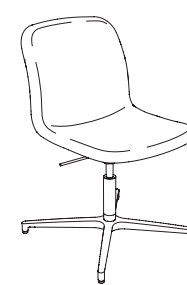
Wood Four-Leg Base  
with Welting  
CAG4WNP  
CAG4WCP



Metal Swivel Base with Casters  
without Welting  
CAG4CNN  
CAG4CCN



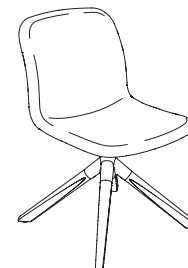
Metal Swivel Base with Casters  
with Welting  
CAG4CNP  
CAG4CCP




Metal Swivel Base with Glides  
without Welting  
CAG4GNN  
CAG4GCN



Metal Swivel Base with Glides  
with Welting  
CAG4GNP  
CAG4GCP




Wood Swivel Base  
without Welting  
CAG4KNN  
CAG4KCN




Wood Swivel Base  
with Welting  
CAG4KNP  
CAG4KCP




Cascha Guest Chairs (with Arms)




Metal Four-Leg Base  
without Welting  
CAM4MNN  
CAM4MCN



Metal Four-Leg Base  
with Welting  
CAM4MNP  
CAM4MCP



Wood Four-Leg Base  
without Welting  
CAM4WNN  
CAM4WCN



Wood Four-Leg Base  
with Welting  
CAM4WNP  
CAM4WCP



Metal Swivel Base with Casters  
without Welting  
CAM4CNN  
CAM4CCN



Metal Swivel Base with Casters  
with Welting  
CAM4CNP  
CAM4CCP



Metal Swivel Base with Glides  
without Welting  
CAM4GNN  
CAM4GCN



Metal Swivel Base with Glides  
with Welting  
CAM4GNP  
CAM4GCP




Wood Swivel Base  
without Welting  
CAM4KNN  
CAM4KCN

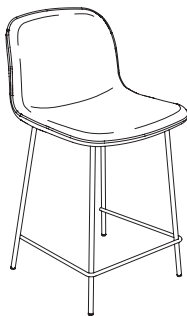


Wood Swivel Base  
with Welting  
CAM4KNP  
CAM4KCP


Cascha Stools (Armless)



Metal Four-Leg Base  
24" High  
without Welting  
CAS4MNN24  
CAS4MCN24




Metal Four-Leg Base  
24" High  
with Welting  
CAS4MNP24  
CAS4MCP24




Metal Four-Leg Base  
30" High  
without Welting  
CAS4MNN30  
CAS4MCN30



Metal Four-Leg Base  
30" High  
with Welting  
CAS4MNP30  
CAS4MCP30



Wood Four-Leg Base  
24" High  
without Welting  
CAS4WNN24  
CAS4WCN24



Wood Four-Leg Base  
24" High  
with Welting  
CAS4WNP24  
CAS4WCP24



Wood Four-Leg Base  
30" High  
without Welting  
CAS4WNN30  
CAS4WCN30



Wood Four-Leg Base  
30" High  
with Welting  
CAS4WNP30  
CAS4WCP30



Metal Swivel Base  
Adjustable-Height  
without Welting  
CASPDNN  
CASPDCN




Metal Swivel Base  
Adjustable-Height  
with Welting  
CASPDNP  
CASPDCP






STATEMENT OF LINE


Cascha Stools (with Arms)




Metal Four-Leg Base  
24" High  
without Welting  
CAR4MNN24  
CAR4MCN24




Metal Four-Leg Base  
24" High  
with Welting  
CAR4MNP24  
CAR4MCP24




Metal Four-Leg Base  
30" High  
without Welting  
CAR4MNN30  
CAR4MCN30




Metal Four-Leg Base  
30" High  
with Welting  
CAR4MNP30  
CAR4MCP30




Wood Four-Leg Base  
24" High  
without Welting  
CAR4WNN24  
CAR4WCN24



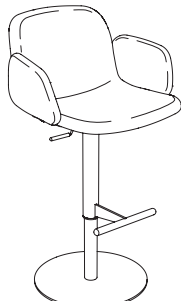
Wood Four-Leg Base  
24" High  
with Welting  
CAR4WNP24  
CAR4WCP24



Wood Four-Leg Base  
30" High  
without Welting  
CAR4WNN30  
CAR4WCN30



Wood Four-Leg Base  
30" High  
with Welting  
CAR4WNP30  
CAR4WCP30




Metal Swivel Base  
Adjustable-Height  
without Welting  
CARPDNN  
CARPDCN




Metal Swivel Base  
Adjustable-Height  
with Welting  
CARPDNP  
CARPDCP


Cascha Tables




Coffee Table  
Wood Base  
14" High  
CABXW14



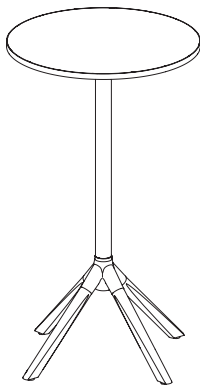
Side Table  
Wood Base  
18" High  
CABXW18



Standard Height Table  
Wood Base  
29" High  
CABXW29



Counter Height Table  
Wood Base  
36" High  
CABXW36



Café Height Table  
Wood Base  
42" High  
CABXW42



<b>Wood Finish</b>							
Eclipse Black on Ash	AEB	Sky Blue	ESK	Valley Forge Elm	LVF	Sandstone Seaborne	WTSESE
Natural on Ash	ANA	Solano Walnut	ESG	White River Forest	LWR	Sandstone Sienna	WTSESA
River Cherry on Ash	ARY	Sterling Ash	EAZ	<b>Surface Finish--Grade 3 Standard Laminate</b>		Sandstone Slate	WTSEST
		Surf's Up	ESP			Sandstone Squall	WTSESL
		Tarragon	ETQ		LBV	Sandstone Tanzanite	WTSETE
<b>Metal Finish</b>		Twilight Shadow	ETI		LCJ	Sandstone Taupe	WTSETP
Black	BL	Ultra Blue	EUB		LDE	Sandstone Varsity	WTSEVY
Cool Grey	CG	Valley Forge Elm	EVF		LHW	Sandstone Wheat	WTSEWT
Cottonwood	CO	Warm Grey	EWG		LNL		
Warm Grey	WG	White River Forest	EWY		LRW		
Polished Aluminum	PA	Windsor Mahogany	EZL		LSG		
		Zesty Lime			LSC		
*NOTE: Metal finish options vary by product.							
<b>Edge Color</b>		<b>Surface Finish--Grade 1 Standard Laminate</b>		<b>Welting Color</b>			
Akira	EAK	Beigewood	LBZ	Craft Ash	WTCTAH		
Beigewood	EBZ	Belair	LBQ	Craft Cape	WTCTCE		
Belair	EBQ	Biltmore Cherry	LBT	Craft Cerulean	WTCTCN		
Biltmore Cherry	EBT	Black	LBK	Craft Chalk	WTCTCK		
Black	EBL	Brighton Walnut	LBW	Craft Charcoal	WTCTCL		
Black Hills Oak	EBH	Castle Oak	LCO	Craft Coral	WTCTCA		
Blue Grey	EGR	Cherry Storm	LCX	Craft Delft	WTCTDT		
Brighton Walnut	EBW	Classic Linen	LCI	Craft Dew	WTCTDW		
Castle Oak	ECO	Cocobala	LCC	Craft Fog	WTCTFG		
Cayenne	ECY	Crisp Linen	LRI	Craft Herb	WTCTHB		
Cherry Storm	ECX	Designer White	LDR	Craft Island	WTCTID		
Cocobala	ECC	Dove Grey	LDG	Craft Lead	WTCTLD		
Cool Grey	ECG	Florence Walnut	LFC	Craft Lemonade	WTCTLE		
Cumberland Walnut	ECJ	Friston Ash	LFH	Craft Mist	WTCTMT		
Dering Forest	EDF	Frosty White	LFW	Craft Papaya	WTCTPA		
Designer White	EDR	Graphite Nebula	LGN	Craft Prima	WTCTPM		
Earthen Clay	EEY	Grey	LGE	Craft Seaport	WTCTST		
Everglade Shade	EEV	High Rise	LHE	Craft Silk	WTCTSK		
Fawn Cypress	EFQ	Hollyberry	LHY	Craft Soot	WTCTSO		
Flannel	EFN	Island	LID	Craft Spice	WTCTSE		
Florence Walnut	EFC	Italian Silver Ash	LIT	Craft Terra	WTCTTA		
Friston Ash	EFH	Kensington Maple	LKM	Craft Willow	WTCTWW		
Frosty White	EFW	Lapis Blue	LLB	Sandstone Alloy	WTSEAY		
Hartley Walnut	EHW	Monticello Maple	LMT	Sandstone Amethyst	WTSEAT		
Hazy Jade	EHJ	North Sea	LNA	Sandstone Andesine	WTSEAE		
Honey Bee	EHY	Ocean	LON	Sandstone Antelope	WTSEAP		
Italian Silver Ash	EIT	Pinnacle Walnut	LPW	Sandstone Aquamarine	WTSEAN		
Kensington Maple	EKM	River Cherry	LRY	Sandstone Atoll	WTSEAO		
Light Tone	ELG	Shadow Zephyr	LSR	Sandstone Aura	WTSEAA		
Mardi Gras	EMG	Sterling Ash	LAZ	Sandstone Quiet	WTSEQT		
Misty Brown	EMY	Titanium Evolv	LTV	Sandstone Balin	WTSEBN		
Monticello Maple	EMT	White Nebula	LWL	Sandstone Bark	WTSEBK		
Multiplex	EMB	White Sand	LWN	Sandstone Eclipse	WTSEEE		
Nemo	ENE	Windsor Mahogany	LWY	Sandstone Fauve	WTSEFE		
Nordic	END	<b>Surface Finish--Grade 2 Standard Laminate</b>		Sandstone Foam	WTSEFM		
Pinnacle Walnut	EPW			Sandstone Inkling	WTSEIG		
Poppy Red	EPR		LAK	Sandstone Kaitoke	WTSEKE		
Purple Haze	EPH		LBY	Sandstone Kelp	WTSEKP		
Rainforest	ERQ		LBH	Sandstone Mist	WTSEMT		
Raleigh Walnut	ERW		LCQ	Sandstone Obsidian	WTSEON		
River Cherry	ERY		LDF	Sandstone Onyx	WTSEOX		
Rubber Ducky	ERK		LFQ	Sandstone Parchment	WTSEPT		
Sand	ESA	Markerboard White	LMK	Sandstone Patriot	WTSEPO		
				Sandstone Ruby	WTSERY		

Finish Cards

View color swatches for items listed within this document.

<u>Paints</u>	<u>Wood/Veneer</u>	<u>Molded Edges</u>	<u>Hard Plastics</u>
<u>Plastics/Poly</u>	<u>Laminates</u>	<u>Edge Styles</u>	<u>Glass</u>

Certain options referenced may not be available on GSA Schedule.



Cascha™ Lounge Seating

Lounge Chair, Armless, Sled Base



Cascha™ Lounge Seating

Lounge Chair, Armless, Sled Base

		MODEL NUMBER																	
		Basic Model	Non-Contrast or Fabric Contrast 1	Fabric Contrast 2	Metal Finish	Approx. Packaged Weight	Grade C.O.M.	Grade C		Grade D	Grade E & C.O.L.	Grade F	Grade G	Grade H	Grade I	Grade J	Grade K	Grade L Leather	Grade M Leather
	<b>Lounge Chair, Armless, Sled Base, Non-Contrast</b> <ul style="list-style-type: none"><li>Fully upholstered with steel sled base</li><li>Fixed height</li><li>Non-contrast C.O.M = 2.5 yds</li><li>Overall Dimensions: W=26.5" D=30.75" H=29.25"</li></ul>	CALSLNN	<input type="checkbox"/> <input type="checkbox"/> <input type="checkbox"/> <input type="checkbox"/>		<input type="checkbox"/> <input type="checkbox"/>	38.0#	\$ 1160	\$ 1282		\$ 1320	\$ 1355	\$ 1410	\$ 1465	\$ 1520	\$ 1605	\$ 1715	\$ 1882	\$ 1992	\$ 2215
CALSL																			
	<b>Lounge Chair, Armless, Sled Base, Contrast</b> <ul style="list-style-type: none"><li>Fully upholstered with steel sled base</li><li>Fixed height</li><li>1 = Top of Seat &amp; Inside Back (Fabric Contrast 1) C.O.M. = 1.25 yds</li><li>2 = Bottom of Seat &amp; Outside Back (Fabric Contrast 2) C.O.M. = 1.25 yds</li><li>Overall Dimensions: W=26.5" D=30.75" H=29.25"</li></ul>	CALSLCN	<input type="checkbox"/> <input type="checkbox"/> <input type="checkbox"/> <input type="checkbox"/>	<input type="checkbox"/> <input type="checkbox"/> <input type="checkbox"/> <input type="checkbox"/>	<input type="checkbox"/> <input type="checkbox"/>	38.0#	\$ 1190	\$ 1313		\$ 1350	\$ 1385	\$ 1440	\$ 1495	\$ 1550	\$ 1635	\$ 1745	\$ 1913	\$ 2023	\$ 2245
CALSL																			
		<b>A</b>	<b>B</b>	<b>C</b>	<b>D</b>														

HOW TO ORDER

Indicate the following information on order form:

- Quantity of each item.
- Model number, including options. See "How To Build a Model Number".
- Any special service required.

Note:

- The ☐ indicates that a choice is required.
- The absence of the ☐ indicates that no choice is required.
- Alpha-numeric characters in place of ☐ indicate that no other alternatives are available.

HOW TO BUILD A MODEL NUMBER

- A**Select basic model.
- B**Select non-contrast or fabric contrast 1. Refer to [ki.com/fabrics](#)
- C**Select fabric contrast 2. Refer to [ki.com/fabrics](#)
- D**Select metal finish.
- |           |              |
|-----------|--------------|
| <b>BL</b> | - Black      |
| <b>CH</b> | - Chrome     |
| <b>CG</b> | - Cool Grey  |
| <b>CO</b> | - Cottonwood |
| <b>WG</b> | - Warm Grey  |
- Refer to the **Product Color Options** page in this price list.

SPECIAL SERVICES

Special Carton Marking

With specially marked information      N/C

**Shipping**  
Ships **assembled, FOB Sheboygan, WI 53081, freight prepaid.** Freight class 300.

Specifications and prices are subject to change without prior notice.



Cascha™ Lounge Seating

Lounge Chair, Armless, Sled Base, With Welting



Cascha™ Lounge Seating

Lounge Chair, Armless, Sled Base, With Welting

MODEL		MODEL NUMBER																	
		Basic Model	Non-Contrast or Fabric Contrast 1	Fabric Contrast 2	Welting Color	Metal Finish	Approx. Packaged Weight	Grade C.O.M.	Grade C	Grade D	Grade E & C.O.L.	Grade F	Grade G	Grade H	Grade I	Grade J	Grade K	Grade L Leather	Grade M Leather
	<b>Lounge Chair, Armless, Sled Base, Non-Contrast, With Welting</b> <ul style="list-style-type: none"><li>Fully upholstered with steel sled base</li><li>Includes 0.25" contrasting perimeter welt</li><li>Fixed height</li><li>Non-contrast C.O.M = 2.5 yds</li><li>Overall Dimensions: W=26.5" D=30.75" H=29.25"</li></ul>	CALSLNP	<input type="checkbox"/> <input type="checkbox"/> <input type="checkbox"/> <input type="checkbox"/>		<input type="checkbox"/> <input type="checkbox"/> <input type="checkbox"/> <input type="checkbox"/>	<input type="checkbox"/> <input type="checkbox"/>	38.0#	\$ 1280	\$ 1402	\$ 1440	\$ 1475	\$ 1530	\$ 1585	\$ 1640	\$ 1725	\$ 1835	\$ 2002	\$ 2112	\$ 2335
CALSL																			
	<b>Lounge Chair, Armless, Sled Base, Contrast, With Welting</b> <ul style="list-style-type: none"><li>Fully upholstered with steel sled base</li><li>Includes 0.25" contrasting perimeter welt</li><li>Fixed height</li><li>1 = Top of Seat &amp; Inside Back (Fabric Contrast 1) C.O.M. = 1.25 yds</li><li>2 = Bottom of Seat &amp; Outside Back (Fabric Contrast 2) C.O.M. = 1.25 yds</li><li>Overall Dimensions: W=26.5" D=30.75" H=29.25"</li></ul>	CALSLCP	<input type="checkbox"/> <input type="checkbox"/> <input type="checkbox"/> <input type="checkbox"/>	<input type="checkbox"/> <input type="checkbox"/> <input type="checkbox"/> <input type="checkbox"/>	<input type="checkbox"/> <input type="checkbox"/> <input type="checkbox"/> <input type="checkbox"/>	<input type="checkbox"/> <input type="checkbox"/>	38.0#	\$ 1310	\$ 1432	\$ 1470	\$ 1505	\$ 1560	\$ 1615	\$ 1670	\$ 1755	\$ 1865	\$ 2032	\$ 2142	\$ 2365
CALSL																			
		<b>A</b>	<b>B</b>	<b>C</b>	<b>D</b>	<b>E</b>													

HOW TO ORDER

Indicate the following information on order form:

- Quantity of each item.
- Model number, including options. See "How To Build a Model Number".
- Any special service required.

Note:

- The ☐ indicates that a choice is required.
- The absence of the ☐ indicates that no choice is required.
- Alpha-numeric characters in place of ☐ indicate that no other alternatives are available.

HOW TO BUILD A MODEL NUMBER

- A**Select basic model.
- B**Select non-contrast or fabric contrast 1.  
Refer to [ki.com/fabrics](#)
- C**Select fabric contrast 2.  
Refer to [ki.com/fabrics](#)
- D**Select welting color.  
Refer to the **Product Color Options** page in this price list.
- E**Select metal finish.

<b>BL</b>	- Black
<b>CH</b>	- Chrome
<b>CG</b>	- Cool Grey
<b>CO</b>	- Cottonwood
<b>WG</b>	- Warm Grey

Refer to the **Product Color Options** page in this price list.

SPECIAL SERVICES

Special Carton Marking

With specially marked information      N/C

**Shipping**  
Ships **assembled, FOB Sheboygan, WI 53081, freight prepaid.** Freight class 300.

Specifications and prices are subject to change without prior notice.



Cascha™ Lounge Seating

Lounge Chair, Armless, Wood Four-Leg Base



Cascha™ Lounge Seating

Lounge Chair, Armless, Wood Four-Leg Base

MODEL		MODEL NUMBER																	
		Basic Model	Non-Contrast or Fabric Contrast 1	Fabric Contrast 2	Wood Finish	Glide Option	Approx. Packaged Weight	Grade C.O.M.	Grade C	Grade D	Grade E & C.O.L.	Grade F	Grade G	Grade H	Grade I	Grade J	Grade K	Grade L Leather	Grade M Leather
 CAL4W	<b>Lounge Chair, Armless, Wood Four-Leg Base, Non-Contrast</b> <ul style="list-style-type: none"><li>Fully upholstered with ash wood legs</li><li>Fixed height</li><li>Non-contrast C.O.M = 2.5 yds</li><li>Overall Dimensions: W=26.5" D=30.5" H=29"</li></ul>	CAL4WNN	<input type="checkbox"/> <input type="checkbox"/> <input type="checkbox"/> <input type="checkbox"/>		<input type="checkbox"/> <input type="checkbox"/>	<input type="checkbox"/> <input type="checkbox"/>	42.0#	\$ 1365	\$ 1487	\$ 1525	\$ 1560	\$ 1615	\$ 1670	\$ 1725	\$ 1810	\$ 1920	\$ 2087	\$ 2197	\$ 2420
 CAL4W	<b>Lounge Chair, Armless, Wood Four-Leg Base, Contrast</b> <ul style="list-style-type: none"><li>Fully upholstered with ash wood legs</li><li>Fixed height</li><li>1 = Top of Seat &amp; Inside Back (Fabric Contrast 1) C.O.M. = 1.25 yds</li><li>2 = Bottom of Seat &amp; Outside Back (Fabric Contrast 2) C.O.M. = 1.25 yds</li><li>Overall Dimensions: W=26.5" D=30.5" H=29"</li></ul>	CAL4WCN	<input type="checkbox"/> <input type="checkbox"/> <input type="checkbox"/> <input type="checkbox"/>	<input type="checkbox"/> <input type="checkbox"/> <input type="checkbox"/> <input type="checkbox"/>	<input type="checkbox"/> <input type="checkbox"/>	<input type="checkbox"/> <input type="checkbox"/>	42.0#	\$ 1395	\$ 1517	\$ 1555	\$ 1590	\$ 1645	\$ 1700	\$ 1755	\$ 1840	\$ 1950	\$ 2117	\$ 2227	\$ 2450
		<b>A</b>	<b>B</b>	<b>C</b>	<b>D</b>	<b>E</b>													

HOW TO ORDER

Indicate the following information on order form:

- Quantity of each item.
- Model number, including options. See “How To Build a Model Number”.
- Any special service required.

Note:

- The ☐ indicates that a choice is required.
- The absence of the ☐ indicates that no choice is required.
- Alpha-numeric characters in place of ☐ indicate that no other alternatives are available.

HOW TO BUILD A MODEL NUMBER

- A**Select basic model.
- B**Select non-contrast or fabric contrast 1.  
Refer to [ki.com/fabrics](#)
- C**Select fabric contrast 2.  
Refer to [ki.com/fabrics](#)
- D**Select wood finish.

<b>AEB</b>	- Eclipse Black on Ash
<b>ANA</b>	- Natural on Ash
<b>ARY</b>	- River Cherry on Ash

Refer to the **Product Color Options** page in this price list.
- E**Select glide option.

<b>GFT</b>	- Felt glides; add \$15
<b>GNY</b>	- Nylon glides; add \$15
<b>GNN</b>	- No glides

SPECIAL SERVICES

Special Carton Marking

With specially marked information      N/C

**Shipping**  
Ships **assembled, FOB Sheboygan, WI 53081, freight prepaid.** Freight class 300.

Specifications and prices are subject to change without prior notice.



Cascha™ Lounge Seating

Lounge Chair, Armless, Wood Four-Leg Base, With Welting



Cascha™ Lounge Seating

Lounge Chair, Armless, Wood Four-Leg Base, With Welting

MODEL		MODEL NUMBER																		
		Basic Model	Non-Contrast or Fabric Contrast 1	Fabric Contrast 2	Welting Color	Wood Finish	Glide Option	Approx. Packaged Weight	Grade C.O.M.	Grade C	Grade D	Grade E & C.O.L.	Grade F	Grade G	Grade H	Grade I	Grade J	Grade K	Grade L Leather	Grade M Leather
	<b>Lounge Chair, Armless, Wood Four-Leg Base, Non-Contrast, With Welting</b> <ul style="list-style-type: none"><li>Fully upholstered with ash wood legs</li><li>Includes 0.25" contrasting perimeter welt</li><li>Fixed height</li><li>Non-contrast C.O.M = 2.5 yds</li><li>Overall Dimensions: W=26.5" D=30.5" H=29"</li></ul>	CAL4WNP	<input type="checkbox"/> <input type="checkbox"/> <input type="checkbox"/> <input type="checkbox"/>		<input type="checkbox"/> <input type="checkbox"/> <input type="checkbox"/> <input type="checkbox"/>	<input type="checkbox"/> <input type="checkbox"/> <input type="checkbox"/>	<input type="checkbox"/> <input type="checkbox"/> <input type="checkbox"/>	42.0#	\$ 1485	\$ 1607	\$ 1645	\$ 1680	\$ 1735	\$ 1790	\$ 1845	\$ 1930	\$ 2040	\$ 2207	\$ 2317	\$ 2540
CAL4W																				
	<b>Lounge Chair, Armless, Wood Four-Leg Base, Contrast, With Welting</b> <ul style="list-style-type: none"><li>Fully upholstered with ash wood legs</li><li>Includes 0.25" contrasting perimeter welt</li><li>Fixed height</li><li>1 = Top of Seat &amp; Inside Back (Fabric Contrast 1) C.O.M. = 1.25 yds</li><li>2 = Bottom of Seat &amp; Outside Back (Fabric Contrast 2) C.O.M. = 1.25 yds</li><li>Overall Dimensions: W=26.5" D=30.5" H=29"</li></ul>	CAL4WCP	<input type="checkbox"/> <input type="checkbox"/> <input type="checkbox"/> <input type="checkbox"/>	<input type="checkbox"/> <input type="checkbox"/> <input type="checkbox"/> <input type="checkbox"/>	<input type="checkbox"/> <input type="checkbox"/> <input type="checkbox"/> <input type="checkbox"/>	<input type="checkbox"/> <input type="checkbox"/> <input type="checkbox"/>	<input type="checkbox"/> <input type="checkbox"/> <input type="checkbox"/>	42.0#	\$ 1515	\$ 1638	\$ 1675	\$ 1710	\$ 1765	\$ 1820	\$ 1875	\$ 1960	\$ 2070	\$ 2238	\$ 2348	\$ 2570
CAL4W																				
		<b>A</b>	<b>B</b>	<b>C</b>	<b>D</b>	<b>E</b>	<b>F</b>													

HOW TO ORDER

- Indicate the following information on order form:
- Quantity of each item.
  - Model number, including options. See "How To Build a Model Number".
  - Any special service required.

Note:

- The ☐ indicates that a choice is required.
- The absence of the ☐ indicates that no choice is required.
- Alpha-numeric characters in place of ☐ indicate that no other alternatives are available.

HOW TO BUILD A MODEL NUMBER

- A**Select basic model.
- B**Select non-contrast or fabric contrast 1. Refer to [ki.com/fabrics](#)
- C**Select fabric contrast 2. Refer to [ki.com/fabrics](#)
- D**Select welting color. Refer to the **Product Color Options** page in this price list.
- E**Select wood finish.
- |            |                        |
|------------|------------------------|
| <b>AEB</b> | - Eclipse Black on Ash |
| <b>ANA</b> | - Natural on Ash       |
| <b>ARY</b> | - River Cherry on Ash  |
- Refer to the **Product Color Options** page in this price list.
- F**Select glide option.
- |            |                          |
|------------|--------------------------|
| <b>GFT</b> | - Felt glides; add \$15  |
| <b>GNY</b> | - Nylon glides; add \$15 |
| <b>GNN</b> | - No glides              |

SPECIAL SERVICES

Special Carton Marking

With specially marked information      N/C

**Shipping**  
Ships **assembled, FOB Sheboygan, WI 53081, freight prepaid.** Freight class 300.

Specifications and prices are subject to change without prior notice.



Cascha™ Lounge Seating

Lounge Chair, Armless, Metal Swivel Base with Casters



Cascha™ Lounge Seating

Lounge Chair, Armless, Metal Swivel Base with Casters

		MODEL NUMBER																	
		Basic Model	Non-Contrast or Fabric Contrast 1	Fabric Contrast 2	Metal Finish	Approx. Packaged Weight	Grade C.O.M.	Grade C		Grade D	Grade E & C.O.L.	Grade F	Grade G	Grade H	Grade I	Grade J	Grade K	Grade L Leather	Grade M Leather
 CALSC	<b>Lounge Chair, Armless, Metal Swivel Base with Casters, Non-Contrast</b> <ul style="list-style-type: none"><li>Fully upholstered with aluminum swivel base on casters</li><li>Fixed height</li><li>Non-contrast C.O.M = 2.5 yds</li><li>Overall Dimensions: W=26.5" D=28.75" H=33.5"</li></ul>	CALSCNN	<input type="checkbox"/> <input type="checkbox"/> <input type="checkbox"/> <input type="checkbox"/>		<input type="checkbox"/> <input type="checkbox"/>	39.0#	\$ 1245	\$ 1367		\$ 1405	\$ 1440	\$ 1495	\$ 1550	\$ 1605	\$ 1690	\$ 1800	\$ 1967	\$ 2077	\$ 2300
 CALSC	<b>Lounge Chair, Armless, Metal Swivel Base with Casters, Contrast</b> <ul style="list-style-type: none"><li>Fully upholstered with aluminum swivel base on casters</li><li>Fixed height</li><li>1 = Top of Seat &amp; Inside Back (Fabric Contrast 1) C.O.M. = 1.25 yds</li><li>2 = Bottom of Seat &amp; Outside Back (Fabric Contrast 2) C.O.M. = 1.25 yds</li><li>Overall Dimensions: W=26.5" D=28.75" H=33.5"</li></ul>	CALSCCN	<input type="checkbox"/> <input type="checkbox"/> <input type="checkbox"/> <input type="checkbox"/>	<input type="checkbox"/> <input type="checkbox"/> <input type="checkbox"/> <input type="checkbox"/>	<input type="checkbox"/> <input type="checkbox"/>	39.0#	\$ 1275	\$ 1398		\$ 1435	\$ 1470	\$ 1525	\$ 1580	\$ 1635	\$ 1720	\$ 1830	\$ 1998	\$ 2108	\$ 2330
		<b>A</b>	<b>B</b>	<b>C</b>	<b>D</b>														

HOW TO ORDER

Indicate the following information on order form:

- Quantity of each item.
- Model number, including options. See "How To Build a Model Number".
- Any special service required.

Note:

- The ☐ indicates that a choice is required.
- The absence of the ☐ indicates that no choice is required.
- Alpha-numeric characters in place of ☐ indicate that no other alternatives are available.

HOW TO BUILD A MODEL NUMBER

- A**Select basic model.
- B**Select non-contrast or fabric contrast 1.  
Refer to [ki.com/fabrics](#)
- C**Select fabric contrast 2.  
Refer to [ki.com/fabrics](#)
- D**Select metal finish.

**BL**- Black

**PA**- Polished Aluminum

Refer to the **Product Color Options** page in this price list.

SPECIAL SERVICES

Special Carton Marking

With specially marked informationN/C

**Shipping**  
Ships **assembled, FOB Sheboygan, WI 53081, freight prepaid.** Freight class 300.

Specifications and prices are subject to change without prior notice.



Cascha™ Lounge Seating

Lounge Chair, Armless, Metal Swivel Base with Casters, With Welting



Cascha™ Lounge Seating

Lounge Chair, Armless, Metal Swivel Base with Casters, With Welting

		MODEL NUMBER																	
		Basic Model	Non-Contrast or Fabric Contrast 1	Welting Color	Metal Finish	Approx. Packaged Weight	Grade C.O.M.	Grade C		Grade D	Grade E & C.O.L.	Grade F	Grade G	Grade H	Grade I	Grade J	Grade K	Grade L Leather	Grade M Leather
  CALSC	<b>Lounge Chair, Armless, Metal Swivel Base with Casters, Non-Contrast, With Welting</b> <ul style="list-style-type: none"><li>Fully upholstered with aluminum swivel base on casters</li><li>Includes 0.25" contrasting perimeter welt</li><li>Fixed height</li><li>Non-contrast C.O.M = 2.5 yds</li><li>Overall Dimensions: W=26.5" D=28.75" H=33.5"</li></ul>	CALSCNP	<input type="checkbox"/> <input type="checkbox"/> <input type="checkbox"/> <input type="checkbox"/>	<input type="checkbox"/> <input type="checkbox"/> <input type="checkbox"/> <input type="checkbox"/>	<input type="checkbox"/> <input type="checkbox"/>	39.0#	\$ 1365	\$ 1487		\$ 1525	\$ 1560	\$ 1615	\$ 1670	\$ 1725	\$ 1810	\$ 1920	\$ 2087	\$ 2197	\$ 2420
  CALSC	<b>Lounge Chair, Armless, Metal Swivel Base with Casters, Contrast, With Welting</b> <ul style="list-style-type: none"><li>Fully upholstered with aluminum swivel base on casters</li><li>Includes 0.25" contrasting perimeter welt</li><li>Fixed height</li><li>1 = Top of Seat &amp; Inside Back (Fabric Contrast 1) C.O.M. = 1.25 yds</li><li>2 = Bottom of Seat &amp; Outside Back (Fabric Contrast 2) C.O.M. = 1.25 yds</li><li>Overall Dimensions: W=26.5" D=28.75" H=33.5"</li></ul>	CALSCCP	<input type="checkbox"/> <input type="checkbox"/> <input type="checkbox"/> <input type="checkbox"/>	<input type="checkbox"/> <input type="checkbox"/> <input type="checkbox"/> <input type="checkbox"/>	<input type="checkbox"/> <input type="checkbox"/>	39.0#	\$ 1395	\$ 1518		\$ 1555	\$ 1590	\$ 1645	\$ 1700	\$ 1755	\$ 1840	\$ 1950	\$ 2118	\$ 2228	\$ 2450
		<b>A</b>	<b>B</b>	<b>C</b>	<b>D</b>														

HOW TO ORDER

Indicate the following information on order form:

- Quantity of each item.
- Model number, including options. See "How To Build a Model Number".
- Any special service required.

Note:

- The ☐ indicates that a choice is required.
- The absence of the ☐ indicates that no choice is required.
- Alpha-numeric characters in place of ☐ indicate that no other alternatives are available.

HOW TO BUILD A MODEL NUMBER

- A** Select basic model.
- B** Select non-contrast or fabric contrast 1. Refer to [ki.com/fabrics](#)
- C** Select welting color. Refer to the **Product Color Options** page in this price list.
- D** Select metal finish.
- |           |                     |
|-----------|---------------------|
| <b>BL</b> | - Black             |
| <b>PA</b> | - Polished Aluminum |
- Refer to the **Product Color Options** page in this price list.

SPECIAL SERVICES

Special Carton Marking

With specially marked information      N/C

**Shipping**  
Ships **assembled, FOB Sheboygan, WI 53081, freight prepaid.** Freight class 300.

Specifications and prices are subject to change without prior notice.





Cascha™ Lounge Seating

Lounge Chair, Armless, Metal Swivel Base



Cascha™ Lounge Seating

Lounge Chair, Armless, Metal Swivel Base

MODEL		MODEL NUMBER																	
		Basic Model	Non-Contrast or Fabric Contrast 1	Fabric Contrast 2	Metal Finish	Glide Option	Approx. Packaged Weight	Grade C.O.M.	Grade C	Grade D	Grade E & C.O.L.	Grade F	Grade G	Grade H	Grade I	Grade J	Grade K	Grade L Leather	Grade M Leather
	<b>Lounge Chair, Armless, Metal Swivel Base, Non-Contrast</b> <ul style="list-style-type: none"><li>Fully upholstered with aluminum swivel base</li><li>Fixed height</li><li>Non-contrast C.O.M = 2.5 yds</li><li>Overall Dimensions: W=26.5" D=28.75" H=31.75"</li></ul>	CALSGNN	□□□□		□□	□□□	40.0#	\$ 1210	\$ 1332	\$ 1370	\$ 1405	\$ 1460	\$ 1515	\$ 1570	\$ 1655	\$ 1765	\$ 1932	\$ 2042	\$ 2265
CALSG																			
	<b>Lounge Chair, Armless, Metal Swivel Base, Contrast</b> <ul style="list-style-type: none"><li>Fully upholstered with aluminum swivel base</li><li>Fixed height</li><li>1 = Top of Seat &amp; Inside Back (Fabric Contrast 1) C.O.M. = 1.25 yds</li><li>2 = Bottom of Seat &amp; Outside Back (Fabric Contrast 2) C.O.M. = 1.25 yds</li><li>Overall Dimensions: W=26.5" D=28.75" H=31.75"</li></ul>	CALSGCN	□□□□	□□□□	□□	□□□	40.0#	\$ 1240	\$ 1362	\$ 1400	\$ 1435	\$ 1490	\$ 1545	\$ 1600	\$ 1685	\$ 1795	\$ 1962	\$ 2072	\$ 2295
CALSG																			
		<b>A</b>	<b>B</b>	<b>C</b>	<b>D</b>	<b>E</b>													

HOW TO ORDER

Indicate the following information on order form:

- Quantity of each item.
- Model number, including options. See "How To Build a Model Number".
- Any special service required.

Note:

- The ☐ indicates that a choice is required.
- The absence of the ☐ indicates that no choice is required.
- Alpha-numeric characters in place of ☐ indicate that no other alternatives are available.

HOW TO BUILD A MODEL NUMBER

- A**Select basic model.
- B**Select non-contrast or fabric contrast 1.  
Refer to [ki.com/fabrics](#)
- C**Select fabric contrast 2.  
Refer to [ki.com/fabrics](#)
- D**Select metal finish.

BL

- Black

PA

- Polished Aluminum

Refer to the **Product Color Options** page in this price list.
- E**Select glide option.

GFT

- Felt glides

GNY

- Nylon glides

SPECIAL SERVICES

Special Carton Marking

With specially marked information      N/C

Shipping

Ships **assembled, FOB Sheboygan, WI 53081, freight prepaid.** Freight class 300.

Specifications and prices are subject to change without prior notice.



Cascha™ Lounge Seating

Lounge Chair, Armless, Metal Swivel Base, With Welting



Cascha™ Lounge Seating

Lounge Chair, Armless, Metal Swivel Base, With Welting

		MODEL NUMBER																			
		Basic Model	Non-Contrast or Fabric Contrast 1	Fabric Contrast 2	Welting Color	Metal Finish	Glide Option	Approx. Packaged Weight	Grade C.O.M.		Grade C	Grade D	Grade E & C.O.L.	Grade F	Grade G	Grade H	Grade I	Grade J	Grade K	Grade L Leather	Grade M Leather
 CALSG	<b>Lounge Chair, Armless, Metal Swivel Base, Non-Contrast, With Welting</b> <ul style="list-style-type: none"><li>Fully upholstered with aluminum swivel base</li><li>Includes 0.25" contrasting perimeter welt</li><li>Fixed height</li><li>Non-contrast C.O.M = 2.5 yds</li><li>Overall Dimensions: W=26.5" D=28.75" H=31.75"</li></ul>	CALSGNP	<input type="checkbox"/> <input type="checkbox"/> <input type="checkbox"/> <input type="checkbox"/>		<input type="checkbox"/> <input type="checkbox"/> <input type="checkbox"/> <input type="checkbox"/>	<input type="checkbox"/> <input type="checkbox"/>	<input type="checkbox"/> <input type="checkbox"/> <input type="checkbox"/>	40.0#	\$ 1330		\$ 1452	\$ 1490	\$ 1525	\$ 1580	\$ 1635	\$ 1690	\$ 1775	\$ 1885	\$ 2052	\$ 2162	\$ 2385
 CALSG	<b>Lounge Chair, Armless, Metal Swivel Base, Contrast, With Welting</b> <ul style="list-style-type: none"><li>Fully upholstered with aluminum swivel base</li><li>Includes 0.25" contrasting perimeter welt</li><li>Fixed height</li><li>1 = Top of Seat &amp; Inside Back (Fabric Contrast 1) C.O.M. = 1.25 yds</li><li>2 = Bottom of Seat &amp; Outside Back (Fabric Contrast 2) C.O.M. = 1.25 yds</li><li>Overall Dimensions: W=26.5" D=28.75" H=31.75"</li></ul>	CALSGCP	<input type="checkbox"/> <input type="checkbox"/> <input type="checkbox"/> <input type="checkbox"/>	<input type="checkbox"/> <input type="checkbox"/> <input type="checkbox"/> <input type="checkbox"/>	<input type="checkbox"/> <input type="checkbox"/> <input type="checkbox"/> <input type="checkbox"/>	<input type="checkbox"/> <input type="checkbox"/>	<input type="checkbox"/> <input type="checkbox"/> <input type="checkbox"/>	40.0#	\$ 1360		\$ 1483	\$ 1520	\$ 1555	\$ 1610	\$ 1665	\$ 1720	\$ 1805	\$ 1915	\$ 2083	\$ 2193	\$ 2415
		<b>A</b>	<b>B</b>	<b>C</b>	<b>D</b>	<b>E</b>	<b>F</b>														

HOW TO ORDER

Indicate the following information on order form:

- Quantity of each item.
- Model number, including options. See "How To Build a Model Number".
- Any special service required.

Note:

- The ☐ indicates that a choice is required.
- The absence of the ☐ indicates that no choice is required.
- Alpha-numeric characters in place of ☐ indicate that no other alternatives are available.

HOW TO BUILD A MODEL NUMBER

- A** Select basic model.
- B** Select non-contrast or fabric contrast 1. Refer to [ki.com/fabrics](#)
- C** Select fabric contrast 2. Refer to [ki.com/fabrics](#)
- D** Select welting color. Refer to the **Product Color Options** page in this price list.
- E** Select metal finish.  
**BL** ☐ - Black  
**PA** ☐ - Polished Aluminum  
Refer to the **Product Color Options** page in this price list.
- F** Select glide option.  
**GFT** ☐ - Felt glides  
**GNY** ☐ - Nylon glides

SPECIAL SERVICES

Special Carton Marking

With specially marked information      N/C

**Shipping**  
Ships **assembled, FOB Sheboygan, WI 53081, freight prepaid.** Freight class 300.

Specifications and prices are subject to change without prior notice.



Cascha™ Lounge Seating

Lounge Chair, Armless, Wood Swivel Base



Cascha™ Lounge Seating

Lounge Chair, Armless, Wood Swivel Base

MODEL		MODEL NUMBER																		
		Basic Model	Non-Contrast or Fabric Contrast 1	Fabric Contrast 2	Wood Finish	Glide Option	Approx. Packaged Weight	Grade C.O.M.		Grade C	Grade D	Grade E & C.O.L.	Grade F	Grade G	Grade H	Grade I	Grade J	Grade K	Grade L Leather	Grade M Leather
	<b>Lounge Chair, Armless, Wood Swivel Base, Non-Contrast</b> <ul style="list-style-type: none"><li>Fully upholstered with ash wood &amp; steel swivel base</li><li>Fixed height</li><li>Non-contrast C.O.M = 2.5 yds</li><li>Overall Dimensions: W=26.5" D=28.5" H=32.25"</li></ul>	CAL4KNN	<input type="checkbox"/> <input type="checkbox"/> <input type="checkbox"/> <input type="checkbox"/>		<input type="checkbox"/> <input type="checkbox"/> <input type="checkbox"/>	<input type="checkbox"/> <input type="checkbox"/> <input type="checkbox"/>	38.0#	\$ 1470		\$ 1593	\$ 1630	\$ 1665	\$ 1720	\$ 1775	\$ 1830	\$ 1915	\$ 2025	\$ 2193	\$ 2303	\$ 2525
CAL4K																				
	<b>Lounge Chair, Armless, Wood Swivel Base, Contrast</b> <ul style="list-style-type: none"><li>Fully upholstered with ash wood &amp; steel swivel base</li><li>Fixed height</li><li>1 = Top of Seat &amp; Inside Back (Fabric Contrast 1) C.O.M. = 1.25 yds</li><li>2 = Bottom of Seat &amp; Outside Back (Fabric Contrast 2) C.O.M. = 1.25 yds</li><li>Overall Dimensions: W=26.5" D=28.5" H=32.25"</li></ul>	CAL4KCN	<input type="checkbox"/> <input type="checkbox"/> <input type="checkbox"/> <input type="checkbox"/>	<input type="checkbox"/> <input type="checkbox"/> <input type="checkbox"/> <input type="checkbox"/>	<input type="checkbox"/> <input type="checkbox"/> <input type="checkbox"/>	<input type="checkbox"/> <input type="checkbox"/> <input type="checkbox"/>	38.0#	\$ 1500		\$ 1622	\$ 1660	\$ 1695	\$ 1750	\$ 1805	\$ 1860	\$ 1945	\$ 2055	\$ 2222	\$ 2332	\$ 2555
CAL4K																				
		<b>A</b>	<b>B</b>	<b>C</b>	<b>D</b>	<b>E</b>														

HOW TO ORDER

Indicate the following information on order form:

- Quantity of each item.
- Model number, including options. See “How To Build a Model Number”.
- Any special service required.

Note:

- The ☐ indicates that a choice is required.
- The absence of the ☐ indicates that no choice is required.
- Alpha-numeric characters in place of ☐ indicate that no other alternatives are available.

HOW TO BUILD A MODEL NUMBER

- A**Select basic model.
- B**Select non-contrast or fabric contrast 1.  
Refer to [ki.com/fabrics](https://ki.com/fabrics)
- C**Select fabric contrast 2.  
Refer to [ki.com/fabrics](https://ki.com/fabrics)
- D**Select wood finish.

<b>AEB</b>	- Eclipse Black on Ash
<b>ANA</b>	- Natural on Ash
<b>ARY</b>	- River Cherry on Ash

Refer to the **Product Color Options** page in this price list.
- E**Select glide option.

<b>GFT</b>	- Felt glides; add \$15
<b>GNY</b>	- Nylon glides; add \$15
<b>GNN</b>	- No glides

SPECIAL SERVICES

Special Carton Marking

With specially marked information      N/C

**Shipping**  
Ships **assembled, FOB Sheboygan, WI 53081, freight prepaid.** Freight class 300.

Specifications and prices are subject to change without prior notice.



Cascha™ Lounge Seating

Lounge Chair, Armless, Wood Swivel Base, With Welting



Cascha™ Lounge Seating

Lounge Chair, Armless, Wood Swivel Base, With Welting

MODEL	MODEL NUMBER																			
	Basic Model	Non-Contrast or Fabric Contrast 1	Fabric Contrast 2	Welting Color	Wood Finish	Glide Option	Approx. Packaged Weight	Grade C.O.M.		Grade C	Grade D	Grade E & C.O.L.	Grade F	Grade G	Grade H	Grade I	Grade J	Grade K	Grade L Leather	Grade M Leather
 CAL4K	<b>Lounge Chair, Armless, Wood Swivel Base, Non-Contrast, With Welting</b> <ul style="list-style-type: none"><li>Fully upholstered with ash wood &amp; steel swivel base</li><li>Includes 0.25" contrasting perimeter welt</li><li>Fixed height</li><li>Non-contrast C.O.M = 2.5 yds</li><li>Overall Dimensions: W=26.5" D=28.5" H=32.25"</li></ul>	CAL4KNP	<input type="checkbox"/> <input type="checkbox"/> <input type="checkbox"/> <input type="checkbox"/>		<input type="checkbox"/> <input type="checkbox"/> <input type="checkbox"/> <input type="checkbox"/>	<input type="checkbox"/> <input type="checkbox"/>	<input type="checkbox"/> <input type="checkbox"/>	38.0#	\$ 1590	\$ 1713	\$ 1750	\$ 1785	\$ 1840	\$ 1895	\$ 1950	\$ 2035	\$ 2145	\$ 2313	\$ 2423	\$ 2645
 CAL4K	<b>Lounge Chair, Armless, Wood Swivel Base, Contrast, With Welting</b> <ul style="list-style-type: none"><li>Fully upholstered with ash wood &amp; steel swivel base</li><li>Includes 0.25" contrasting perimeter welt</li><li>Fixed height</li><li>1 = Top of Seat &amp; Inside Back (Fabric Contrast 1) C.O.M. = 1.25 yds</li><li>2 = Bottom of Seat &amp; Outside Back (Fabric Contrast 2) C.O.M. = 1.25 yds</li><li>Overall Dimensions: W=26.5" D=28.5" H=32.25"</li></ul>	CAL4KCP	<input type="checkbox"/> <input type="checkbox"/> <input type="checkbox"/> <input type="checkbox"/>	<input type="checkbox"/> <input type="checkbox"/> <input type="checkbox"/> <input type="checkbox"/>	<input type="checkbox"/> <input type="checkbox"/> <input type="checkbox"/> <input type="checkbox"/>	<input type="checkbox"/> <input type="checkbox"/>	<input type="checkbox"/> <input type="checkbox"/>	38.0#	\$ 1620	\$ 1742	\$ 1780	\$ 1815	\$ 1870	\$ 1925	\$ 1980	\$ 2065	\$ 2175	\$ 2342	\$ 2452	\$ 2675
		<b>A</b>	<b>B</b>	<b>C</b>	<b>D</b>	<b>E</b>	<b>F</b>													

HOW TO ORDER

Indicate the following information on order form:

- Quantity of each item.
- Model number, including options. See "How To Build a Model Number".
- Any special service required.

Note:

- The ☐ indicates that a choice is required.
- The absence of the ☐ indicates that no choice is required.
- Alpha-numeric characters in place of ☐ indicate that no other alternatives are available.

HOW TO BUILD A MODEL NUMBER

- A**Select basic model.
- B**Select non-contrast or fabric contrast 1.  
Refer to [ki.com/fabrics](#)
- C**Select fabric contrast 2.  
Refer to [ki.com/fabrics](#)
- D**Select welting color.  
Refer to the **Product Color Options** page in this price list.
- E**Select wood finish.

AEB- Eclipse Black on Ash

ANA- Natural on Ash

ARY- River Cherry on Ash

Refer to the **Product Color Options** page in this price list.
- F**Select glide option.

GFT- Felt glides; add \$15

GNY- Nylon glides; add \$15

GNN- No glides

SPECIAL SERVICES

Special Carton Marking

With specially marked informationN/C

**Shipping**  
Ships **assembled, FOB Sheboygan, WI 53081, freight prepaid.** Freight class 300.

Specifications and prices are subject to change without prior notice.



Cascha™ Lounge Seating

Lounge Chair, Armless, Rocking Base



Cascha™ Lounge Seating

Lounge Chair, Armless, Rocking Base

MODEL		MODEL NUMBER																	
		Basic Model	Non-Contrast or Fabric Contrast 1	Fabric Contrast 2	Wood Finish	Metal Finish	Approx. Packaged Weight	Grade C.O.M.	Grade C	Grade D	Grade E & C.O.L.	Grade F	Grade G	Grade H	Grade I	Grade J	Grade K	Grade L Leather	Grade M Leather
	<b>Lounge Chair, Armless, Rocking Base, Non-Contrast</b> <ul style="list-style-type: none"><li>Fully upholstered with steel &amp; ash wood rocking base</li><li>Fixed height</li><li>Non-contrast C.O.M = 2.5 yds</li><li>Overall Dimensions: W=26.5" D=35.5" H=30"</li></ul>	CALRWNN	□□□□		□□□	□□	39.0#	\$ 1400	\$ 1523	\$ 1560	\$ 1595	\$ 1650	\$ 1705	\$ 1760	\$ 1845	\$ 1955	\$ 2123	\$ 2233	\$ 2455
CALRW																			
	<b>Lounge Chair, Armless, Rocking Base, Contrast</b> <ul style="list-style-type: none"><li>Fully upholstered with steel &amp; ash wood rocking base</li><li>Fixed height</li><li>1 = Top of Seat &amp; Inside Back (Fabric Contrast 1) C.O.M. = 1.25 yds</li><li>2 = Bottom of Seat &amp; Outside Back (Fabric Contrast 2) C.O.M. = 1.25 yds</li><li>Overall Dimensions: W=26.5" D=35.5" H=30"</li></ul>	CALRWCN	□□□□	□□□□	□□□	□□	39.0#	\$ 1430	\$ 1552	\$ 1590	\$ 1625	\$ 1680	\$ 1735	\$ 1790	\$ 1875	\$ 1985	\$ 2152	\$ 2262	\$ 2485
CALRW																			
		<b>A</b>	<b>B</b>	<b>C</b>	<b>D</b>	<b>E</b>													

HOW TO ORDER

Indicate the following information on order form:

- Quantity of each item.
- Model number, including options. See “How To Build a Model Number”.
- Any special service required.

Note:

- The □ indicates that a choice is required.
- The absence of the □ indicates that no choice is required.
- Alpha-numeric characters in place of □ indicate that no other alternatives are available.

HOW TO BUILD A MODEL NUMBER

- A**Select basic model.
- B**Select non-contrast or fabric contrast 1.  
Refer to [ki.com/fabrics](#)
- C**Select fabric contrast 2.  
Refer to [ki.com/fabrics](#)
- D**Select wood finish.

<b>AEB</b>	- Eclipse Black on Ash
<b>ANA</b>	- Natural on Ash
<b>ARY</b>	- River Cherry on Ash

Refer to the **Product Color Options** page in this price list.
- E**Select metal finish.

<b>BL</b>	- Black
<b>CH</b>	- Chrome
<b>CG</b>	- Cool Grey
<b>CO</b>	- Cottonwood
<b>WG</b>	- Warm Grey

Refer to the **Product Color Options** page in this price list.

SPECIAL SERVICES

Special Carton Marking

With specially marked information      N/C

**Shipping**  
Ships **assembled, FOB Sheboygan, WI 53081, freight prepaid.** Freight class 300.

Specifications and prices are subject to change without prior notice.



Cascha™ Lounge Seating

Lounge Chair, Armless, Rocking Base, With Welting



Cascha™ Lounge Seating

Lounge Chair, Armless, Rocking Base, With Welting

		MODEL NUMBER																		
		Basic Model	Non-Contrast or Fabric Contrast 1	Fabric Contrast 2	Welting Color	Wood Finish	Metal Finish	Approx. Packaged Weight	Grade C.O.M.	Grade C	Grade D	Grade E & C.O.L.	Grade F	Grade G	Grade H	Grade I	Grade J	Grade K	Grade L Leather	Grade M Leather
  CALRWNP	<b>Lounge Chair, Armless, Rocking Base, Non-Contrast, With Welting</b> <ul style="list-style-type: none"><li>Fully upholstered with steel &amp; ash wood rocking base</li><li>Includes 0.25" contrasting perimeter welt</li><li>Fixed height</li><li>Non-contrast C.O.M = 2.5 yds</li><li>Overall Dimensions: W=26.5" D=35.5" H=30"</li></ul>	CALRWNP	<input type="checkbox"/> <input type="checkbox"/> <input type="checkbox"/> <input type="checkbox"/>		<input type="checkbox"/> <input type="checkbox"/> <input type="checkbox"/> <input type="checkbox"/>	<input type="checkbox"/> <input type="checkbox"/> <input type="checkbox"/>	<input type="checkbox"/> <input type="checkbox"/>	39.0#	\$ 1520	\$ 1642	\$ 1680	\$ 1715	\$ 1770	\$ 1825	\$ 1880	\$ 1965	\$ 2075	\$ 2242	\$ 2352	\$ 2575
  CALRWCP	<b>Lounge Chair, Armless, Rocking Base, Contrast, With Welting</b> <ul style="list-style-type: none"><li>Fully upholstered with steel &amp; ash wood rocking base</li><li>Includes 0.25" contrasting perimeter welt</li><li>Fixed height</li><li>1 = Top of Seat &amp; Inside Back (Fabric Contrast 1) C.O.M. = 1.25 yds</li><li>2 = Bottom of Seat &amp; Outside Back (Fabric Contrast 2) C.O.M. = 1.25 yds</li><li>Overall Dimensions: W=26.5" D=35.5" H=30"</li></ul>	CALRWCP	<input type="checkbox"/> <input type="checkbox"/> <input type="checkbox"/> <input type="checkbox"/>	<input type="checkbox"/> <input type="checkbox"/> <input type="checkbox"/> <input type="checkbox"/>	<input type="checkbox"/> <input type="checkbox"/> <input type="checkbox"/> <input type="checkbox"/>	<input type="checkbox"/> <input type="checkbox"/> <input type="checkbox"/>	<input type="checkbox"/> <input type="checkbox"/>	39.0#	\$ 1550	\$ 1672	\$ 1710	\$ 1745	\$ 1800	\$ 1855	\$ 1910	\$ 1995	\$ 2105	\$ 2272	\$ 2382	\$ 2606
		<b>A</b>	<b>B</b>	<b>C</b>	<b>D</b>	<b>E</b>	<b>F</b>													

HOW TO ORDER

- Indicate the following information on order form:
- Quantity of each item.
  - Model number, including options. See "How To Build a Model Number".
  - Any special service required.

Note:

- The ☐ indicates that a choice is required.
- The absence of the ☐ indicates that no choice is required.
- Alpha-numeric characters in place of ☐ indicate that no other alternatives are available.

HOW TO BUILD A MODEL NUMBER

- A** Select basic model.
- B** Select non-contrast or fabric contrast 1. Refer to [ki.com/fabrics](#)
- C** Select fabric contrast 2. Refer to [ki.com/fabrics](#)
- D** Select welting color. Refer to the **Product Color Options** page in this price list.
- E** Select wood finish.
- |            |                        |
|------------|------------------------|
| <b>AEB</b> | - Eclipse Black on Ash |
| <b>ANA</b> | - Natural on Ash       |
| <b>ARY</b> | - River Cherry on Ash  |
- Refer to the **Product Color Options** page in this price list.

- F** Select metal finish.
- |           |              |
|-----------|--------------|
| <b>BL</b> | - Black      |
| <b>CH</b> | - Chrome     |
| <b>CG</b> | - Cool Grey  |
| <b>CO</b> | - Cottonwood |
| <b>WG</b> | - Warm Grey  |
- Refer to the **Product Color Options** page in this price list.

SPECIAL SERVICES

Special Carton Marking

With specially marked information      N/C

**Shipping**  
Ships **assembled, FOB Sheboygan, WI 53081, freight prepaid.** Freight class 300.

Specifications and prices are subject to change without prior notice.

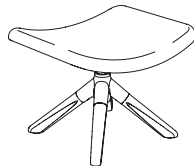
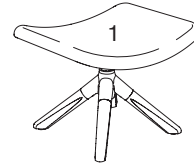
Cascha™ Lounge Seating

Ottoman, Wood Swivel Base



Cascha™ Lounge Seating

Ottoman, Wood Swivel Base

		MODEL NUMBER																			
		Basic Model	Non-Contrast or Fabric Contrast 1	Fabric Contrast 2	Wood Finish	Metal Finish	Glide Option	Approx. Packaged Weight	Grade C.O.M.	Grade C	Grade D	Grade E & C.O.L.	Grade F	Grade G	Grade H	Grade I	Grade J	Grade K	Grade L Leather	Grade M Leather	
	<b>Ottoman, Wood Swivel Base, Non-Contrast</b> <ul style="list-style-type: none"><li>Fully upholstered with ash wood &amp; aluminum swivel base</li><li>Fixed height</li><li>Non-contrast C.O.M = .75 yds</li><li>Overall Dimensions: W=21.5" D=21.5" H=16.25"</li></ul>	CAF4KNN	<input type="checkbox"/> <input type="checkbox"/> <input type="checkbox"/> <input type="checkbox"/>		<input type="checkbox"/> <input type="checkbox"/> <input type="checkbox"/>	<input type="checkbox"/> <input type="checkbox"/>	<input type="checkbox"/> <input type="checkbox"/>	17.0#	\$ 790	\$ 827	\$ 838	\$ 848	\$ 865	\$ 881	\$ 898	\$ 923	\$ 956	\$ 1007	\$ 1040	\$ 1106	
CAF4K																					
	<b>Ottoman, Wood Swivel Base, Contrast</b> <ul style="list-style-type: none"><li>Fully upholstered with ash wood &amp; aluminum swivel base</li><li>Fixed height</li><li>1 = Top of Seat (Fabric Contrast 1) C.O.M. = 0.75 yds</li><li>2 = Bottom of Seat (Fabric Contrast 2) C.O.M. = 0.75 yds</li><li>Overall Dimensions: W=21.5" D=21.5" H=16.25"</li></ul>	CAF4KCN	<input type="checkbox"/> <input type="checkbox"/> <input type="checkbox"/> <input type="checkbox"/>	<input type="checkbox"/> <input type="checkbox"/> <input type="checkbox"/> <input type="checkbox"/>	<input type="checkbox"/> <input type="checkbox"/> <input type="checkbox"/>	<input type="checkbox"/> <input type="checkbox"/>	<input type="checkbox"/> <input type="checkbox"/>	17.0#	\$ 810	\$ 883	\$ 906	\$ 927	\$ 960	\$ 993	\$ 1026	\$ 1077	\$ 1143	\$ 1243	\$ 1309	\$ 1443	
CAF4K																					
		<b>A</b>	<b>B</b>	<b>C</b>	<b>D</b>	<b>E</b>	<b>F</b>														

HOW TO ORDER

Indicate the following information on order form:

- Quantity of each item.
- Model number, including options. See "How To Build a Model Number".
- Any special service required.

Note:

- The ☐ indicates that a choice is required.
- The absence of the ☐ indicates that no choice is required.
- Alpha-numeric characters in place of ☐ indicate that no other alternatives are available.

HOW TO BUILD A MODEL NUMBER

- A**Select basic model.
- B**Select non-contrast or fabric contrast 1.  
Refer to [ki.com/fabrics](#)
- C**Select fabric contrast 2.  
Refer to [ki.com/fabrics](#)
- D**Select wood finish.

AEB

- Eclipse Black on Ash

ANA

- Natural on Ash

ARY

- River Cherry on Ash

Refer to the **Product Color Options** page in this price list.
- E**Select metal finish.

BL

- Black

PA

- Polished Aluminum

Refer to the **Product Color Options** page in this price list.

- F**Select glide option.

GFT

- Felt glides; add \$15

GNY

- Nylon glides; add \$15

GNN

- No glides

SPECIAL SERVICES

Special Carton Marking

With specially marked information      N/C

**Shipping**  
Ships **assembled, FOB Sheboygan, WI 53081, freight prepaid.** Freight class 250.

Specifications and prices are subject to change without prior notice.

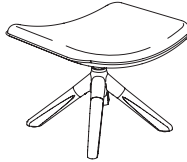
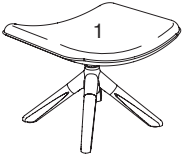
Cascha™ Lounge Seating

Ottoman, Wood Swivel Base, With Welting



Cascha™ Lounge Seating

Ottoman, Wood Swivel Base, With Welting

MODEL		MODEL NUMBER																			
		Basic Model	Non-Contrast or Fabric Contrast 1	Fabric Contrast 2	Welting Color	Wood Finish	Metal Finish	Glide Option	Approx. Packaged Weight	Grade C.O.M.	Grade C	Grade D	Grade E & C.O.L.	Grade F	Grade G	Grade H	Grade I	Grade J	Grade K	Grade L Leather	Grade M Leather
	<b>Ottoman, Wood Swivel Base, Non-Contrast, With Welting</b> <ul style="list-style-type: none"><li>Fully upholstered with ash wood &amp; aluminum swivel base</li><li>Includes 0.25" contrasting perimeter welt</li><li>Fixed height</li><li>Non-contrast C.O.M = .75 yds</li><li>Overall Dimensions: W=21.5" D=21.5" H=16.25"</li></ul>	CAF4KNP	<input type="checkbox"/> <input type="checkbox"/> <input type="checkbox"/> <input type="checkbox"/>		<input type="checkbox"/> <input type="checkbox"/> <input type="checkbox"/> <input type="checkbox"/>	<input type="checkbox"/> <input type="checkbox"/> <input type="checkbox"/>	<input type="checkbox"/> <input type="checkbox"/>	<input type="checkbox"/> <input type="checkbox"/>	17.0#	\$ 870	\$ 907	\$ 918	\$ 929	\$ 945	\$ 962	\$ 978	\$ 1004	\$ 1037	\$ 1087	\$ 1120	\$ 1187
CAF4K																					
	<b>Ottoman, Wood Swivel Base, Contrast, With Welting</b> <ul style="list-style-type: none"><li>Fully upholstered with ash wood &amp; aluminum swivel base</li><li>Includes 0.25" contrasting perimeter welt</li><li>Fixed height</li><li>1 = Top of Seat (Fabric Contrast 1) C.O.M. = 0.75 yds</li><li>2 = Bottom of Seat (Fabric Contrast 2) C.O.M. = 0.75 yds</li><li>Overall Dimensions: W=21.5" D=21.5" H=16.25"</li></ul>	CAF4KCP	<input type="checkbox"/> <input type="checkbox"/> <input type="checkbox"/> <input type="checkbox"/>	<input type="checkbox"/> <input type="checkbox"/> <input type="checkbox"/> <input type="checkbox"/>	<input type="checkbox"/> <input type="checkbox"/> <input type="checkbox"/> <input type="checkbox"/>	<input type="checkbox"/> <input type="checkbox"/> <input type="checkbox"/>	<input type="checkbox"/> <input type="checkbox"/>	<input type="checkbox"/> <input type="checkbox"/>	17.0#	\$ 890	\$ 964	\$ 986	\$ 1007	\$ 1040	\$ 1073	\$ 1106	\$ 1157	\$ 1223	\$ 1324	\$ 1390	\$ 1523
CAF4K																					
		<b>A</b>	<b>B</b>	<b>C</b>	<b>D</b>	<b>E</b>	<b>F</b>	<b>G</b>													

HOW TO ORDER

Indicate the following information on order form:

- Quantity of each item.
- Model number, including options. See "How To Build a Model Number".
- Any special service required.

Note:

- The ☐ indicates that a choice is required.
- The absence of the ☐ indicates that no choice is required.
- Alpha-numeric characters in place of ☐ indicate that no other alternatives are available.

HOW TO BUILD A MODEL NUMBER

- A**Select basic model.
- B**Select non-contrast or fabric contrast 1.  
Refer to [ki.com/fabrics](#)
- C**Select fabric contrast 2.  
Refer to [ki.com/fabrics](#)
- D**Select welting color.  
Refer to the **Product Color Options** page in this price list.
- E**Select wood finish.

AEB

- Eclipse Black on Ash

ANA

- Natural on Ash

ARY

- River Cherry on Ash

Refer to the **Product Color Options** page in this price list.
- F**Select metal finish.

BL

- Black

PA

- Polished Aluminum

Refer to the **Product Color Options** page in this price list.
- G**Select glide option.

GFT

- Felt glides; add \$15

GNY

- Nylon glides; add \$15

GNN

- No glides

SPECIAL SERVICES

Special Carton Marking

With specially marked information

N/C

**Shipping**  
Ships **assembled, FOB Sheboygan, WI 53081, freight prepaid.** Freight class 250.

Specifications and prices are subject to change without prior notice.




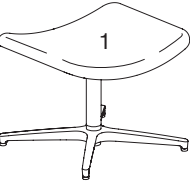
Cascha™ Lounge Seating

Ottoman, Metal Swivel Base



Cascha™ Lounge Seating

Ottoman, Metal Swivel Base

MODEL		MODEL NUMBER																		
		Basic Model	Non-Contrast or Fabric Contrast 1	Fabric Contrast 2	Metal Finish	Glide Option	Approx. Packaged Weight	Grade C.O.M.		Grade C	Grade D	Grade E & C.O.L.	Grade F	Grade G	Grade H	Grade I	Grade J	Grade K	Grade L Leather	Grade M Leather
	<b>Ottoman, Metal Swivel Base, Non-Contrast</b> <ul style="list-style-type: none"><li>Fully upholstered with aluminum swivel base</li><li>Fixed height</li><li>Non-contrast C.O.M = .75 yds</li><li>Overall Dimensions: W=21.5" D=18.25" H=16.75"</li></ul>	CAFSGNN	□□□□		□□	□□□	17.0#	\$ 690		\$ 726	\$ 738	\$ 748	\$ 765	\$ 781	\$ 798	\$ 823	\$ 856	\$ 906	\$ 939	\$ 1006
CAFSG																				
	<b>Ottoman, Metal Swivel Base, Contrast</b> <ul style="list-style-type: none"><li>Fully upholstered with aluminum swivel base</li><li>Fixed height</li><li>1 = Top of Seat (Fabric Contrast 1) C.O.M. = 0.75 yds</li><li>2 = Bottom of Seat (Fabric Contrast 2) C.O.M. = 0.75 yds</li><li>Overall Dimensions: W=21.5" D=18.25" H=16.75"</li></ul>	CAFSGCN	□□□□	□□□□	□□	□□□	17.0#	\$ 710		\$ 783	\$ 806	\$ 827	\$ 860	\$ 893	\$ 926	\$ 977	\$ 1043	\$ 1143	\$ 1209	\$ 1343
CAFSG																				
		<b>A</b>	<b>B</b>	<b>C</b>	<b>D</b>	<b>E</b>														

HOW TO ORDER

Indicate the following information on order form:

- Quantity of each item.
- Model number, including options. See “How To Build a Model Number”.
- Any special service required.

Note:

- The □ indicates that a choice is required.
- The absence of the □ indicates that no choice is required.
- Alpha-numeric characters in place of □ indicate that no other alternatives are available.

HOW TO BUILD A MODEL NUMBER

- A**Select basic model.
- B**Select non-contrast or fabric contrast 1.  
Refer to [ki.com/fabrics](#)
- C**Select fabric contrast 2.  
Refer to [ki.com/fabrics](#)
- D**Select metal finish.

BL

PA

- Black

- Polished Aluminum

Refer to the **Product Color Options** page in this price list.
- E**Select glide option.

GFT

GNY

- Felt glides

- Nylon glides

SPECIAL SERVICES

Special Carton Marking

With specially marked information      N/C

**Shipping**  
Ships **assembled, FOB Sheboygan, WI 53081, freight prepaid.** Freight class 250.

Specifications and prices are subject to change without prior notice.

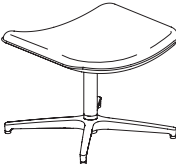
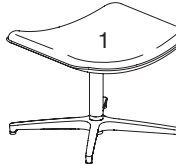
Cascha™ Lounge Seating

Ottoman, Metal Swivel Base, With Welting



Cascha™ Lounge Seating

Ottoman, Metal Swivel Base, With Welting

		MODEL NUMBER																		
		Basic Model	Non-Contrast or Fabric Contrast 1	Fabric Contrast 2	Welting Color	Metal Finish	Glide Option	Approx. Packaged Weight	Grade C.O.M.	Grade C	Grade D	Grade E & C.O.L.	Grade F	Grade G	Grade H	Grade I	Grade J	Grade K	Grade L Leather	Grade M Leather
 CAFSG	<b>Ottoman, Wood Swivel Base, Non-Contrast, With Welting</b> <ul style="list-style-type: none"><li>Fully upholstered with aluminum swivel base</li><li>Includes 0.25" contrasting perimeter welt</li><li>Fixed height</li><li>Non-contrast C.O.M = .75 yds</li><li>Overall Dimensions: W=21.5" D=18.25" H=16.75"</li></ul>	CAFSGNP	□□□□		□□□□	□□	□□□	17.0#	\$ 770	\$ 807	\$ 818	\$ 828	\$ 845	\$ 861	\$ 878	\$ 903	\$ 936	\$ 987	\$ 1020	\$ 1086
 CAFSG	<b>Ottoman, Wood Swivel Base, Contrast, With Welting</b> <ul style="list-style-type: none"><li>Fully upholstered with aluminum swivel base</li><li>Includes 0.25" contrasting perimeter welt</li><li>Fixed height</li><li>1 = Top of Seat (Fabric Contrast 1) C.O.M. = 0.75 yds</li><li>2 = Bottom of Seat (Fabric Contrast 2) C.O.M. = 0.75 yds</li><li>Overall Dimensions: W=21.5" D=18.25" H=16.75"</li></ul>	CAFSGCP	□□□□	□□□□	□□□□	□□	□□□	17.0#	\$ 790	\$ 863	\$ 886	\$ 907	\$ 940	\$ 973	\$ 1006	\$ 1057	\$ 1123	\$ 1223	\$ 1289	\$ 1423
		<b>A</b>	<b>B</b>	<b>C</b>	<b>D</b>	<b>E</b>	<b>F</b>													

HOW TO ORDER

Indicate the following information on order form:

- Quantity of each item.
- Model number, including options. See "How To Build a Model Number".
- Any special service required.

Note:

- The □ indicates that a choice is required.
- The absence of the □ indicates that no choice is required.
- Alpha-numeric characters in place of □ indicate that no other alternatives are available.

HOW TO BUILD A MODEL NUMBER

- A**Select basic model.
- B**Select non-contrast or fabric contrast 1. Refer to [ki.com/fabrics](#)
- C**Select fabric contrast 2. Refer to [ki.com/fabrics](#)
- D**Select welting color. Refer to the **Product Color Options** page in this price list.
- E**Select metal finish.  
**BL** - Black  
**PA** - Polished Aluminum  
Refer to the **Product Color Options** page in this price list.
- F**Select glide option.  
**GFT** - Felt glides  
**GNY** - Nylon glides

SPECIAL SERVICES

Special Carton Marking

With specially marked information N/C

**Shipping**  
Ships **assembled, FOB Sheboygan, WI 53081, freight prepaid.** Freight class 250.

Specifications and prices are subject to change without prior notice.


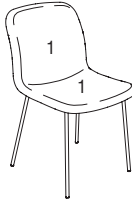
# Cascha™ Guest Seating - Armless

Guest Chair, Armless, Metal Four-Leg Base



# Cascha™ Guest Seating - Armless

Guest Chair, Armless, Metal Four-Leg Base

MODEL		MODEL NUMBER																		
		Basic Model	Non-Contrast or Fabric Contrast 1	Fabric Contrast 2	Metal Finish	Glide Option	Approx. Packaged Weight	Grade C.O.M.	Grade C	Grade D	Grade E & C.O.L.	Grade F	Grade G	Grade H	Grade I	Grade J	Grade K	Grade L Leather	Grade M Leather	
	<b>Guest Chair, Armless, Metal Four-Leg Base, Non-Contrast</b> <ul style="list-style-type: none"><li>Fully upholstered with steel legs</li><li>Fixed height</li><li>Non-contrast C.O.M = 1.25 yds</li><li>Overall Dimensions: W=19.5" D=23.5" H=34.5"</li></ul>	CAG4MNN	<input type="checkbox"/> <input type="checkbox"/> <input type="checkbox"/> <input type="checkbox"/>		<input type="checkbox"/> <input type="checkbox"/>	<input type="checkbox"/> <input type="checkbox"/>	25.0#	\$ 710	\$ 772	\$ 790	\$ 808	\$ 835	\$ 863	\$ 890	\$ 933	\$ 988	\$ 1072	\$ 1127	\$ 1238	
CAG4M																				
	<b>Guest Chair, Armless, Metal Four-Leg Base, Contrast</b> <ul style="list-style-type: none"><li>Fully upholstered with steel legs</li><li>Fixed height</li><li>1 = Top of Seat &amp; Inside Back (Fabric Contrast 1) C.O.M. = 0.75 yds</li><li>2 = Bottom of Seat &amp; Outside Back (Fabric Contrast 2) C.O.M. = 0.75 yds</li><li>Overall Dimensions: W=19.5" D=23.5" H=34.5"</li></ul>	CAG4MCN	<input type="checkbox"/> <input type="checkbox"/> <input type="checkbox"/> <input type="checkbox"/>	<input type="checkbox"/> <input type="checkbox"/> <input type="checkbox"/> <input type="checkbox"/>	<input type="checkbox"/> <input type="checkbox"/>	<input type="checkbox"/> <input type="checkbox"/> <input type="checkbox"/> <input type="checkbox"/>	25.0#	\$ 735	\$ 808	\$ 831	\$ 852	\$ 885	\$ 918	\$ 951	\$ 1002	\$ 1068	\$ 1168	\$ 1234	\$ 1368	
CAG4M																				
		<b>A</b>	<b>B</b>	<b>C</b>	<b>D</b>	<b>E</b>														

## HOW TO ORDER

Indicate the following information on order form:

- Quantity of each item.
- Model number, including options. See "How To Build a Model Number".
- Any special service required.

Note:

- The ☐ indicates that a choice is required.
- The absence of the ☐ indicates that no choice is required.
- Alpha-numeric characters in place of ☐ indicate that no other alternatives are available.

## HOW TO BUILD A MODEL NUMBER

- A** Select basic model.
- B** Select non-contrast or fabric contrast 1. Refer to [ki.com/fabrics](https://ki.com/fabrics)
- C** Select fabric contrast 2. Refer to [ki.com/fabrics](https://ki.com/fabrics)
- D** Select metal finish.
- |           |              |
|-----------|--------------|
| <b>BL</b> | - Black      |
| <b>CH</b> | - Chrome     |
| <b>CG</b> | - Cool Grey  |
| <b>CO</b> | - Cottonwood |
| <b>WG</b> | - Warm Grey  |
- Refer to the **Product Color Options** page in this price list.
- E** Select glide option.
- |            |                |
|------------|----------------|
| <b>GFT</b> | - Felt glides  |
| <b>GNY</b> | - Nylon glides |

## SPECIAL SERVICES



### Special Carton Marking

With specially marked information      N/C

### Shipping

Ships **assembled, FOB Sheboygan, WI 53081, freight prepaid.** Freight class 300.

Specifications and prices are subject to change without prior notice.

		MODEL NUMBER																		
		Basic Model	Non-Contrast or Fabric Contrast 1	Fabric Contrast 2	Welting Color	Metal Finish	Glide Option	Approx. Packaged Weight	Grade C.O.M.	Grade C	Grade D	Grade E & C.O.L.	Grade F	Grade G	Grade H	Grade I	Grade J	Grade K	Grade L Leather	Grade M Leather
	<b>Guest Chair, Armless, Metal Four-Leg Base, Non-Contrast, With Welting</b> <ul style="list-style-type: none"><li>Fully upholstered with steel legs</li><li>Includes 0.25" contrasting perimeter welt</li><li>Fixed height</li><li>Non-contrast C.O.M = 1.25 yds</li><li>Overall Dimensions: W=19.5" D=23.5" H=34.5"</li></ul>	CAG4MNP	□□□□		□□□□	□□	□□□	25.0#	\$ 810	\$ 872	\$ 890	\$ 908	\$ 935	\$ 963	\$ 990	\$ 1033	\$ 1088	\$ 1172	\$ 1227	\$ 1338
CAG4M																				
	<b>Guest Chair, Armless, Metal Four-Leg Base, Contrast, With Welting</b> <ul style="list-style-type: none"><li>Fully upholstered with steel legs</li><li>Includes 0.25" contrasting perimeter welt</li><li>Fixed height</li><li>1 = Top of Seat &amp; Inside Back (Fabric Contrast 1) C.O.M. = 0.75 yds</li><li>2 = Bottom of Seat &amp; Outside Back (Fabric Contrast 2) C.O.M. = 0.75 yds</li><li>Overall Dimensions: W=19.5" D=23.5" H=34.5"</li></ul>	CAG4MCP	□□□□	□□□□	□□□□	□□	□□□	25.0#	\$ 835	\$ 909	\$ 931	\$ 952	\$ 985	\$ 1018	\$ 1051	\$ 1102	\$ 1168	\$ 1269	\$ 1335	\$ 1468
CAG4M																				
		<b>A</b>	<b>B</b>	<b>C</b>	<b>D</b>	<b>E</b>	<b>F</b>													

Indicate the following information on order form:

1. Quantity of each item.
2. Model number, including options. See "How To Build a Model Number".
3. Any special service required.

- The absence of the ☐ indicates that no choice is required.
- Alpha-numeric characters in place of ☐ indicate that no other alternatives are available.

**F** Select glide option.

<b>GFT</b>	- Felt glides
<b>GNY</b>	- Nylon glides

- A** Select basic model.
- B** Select non-contrast or fabric contrast 1.  
Refer to [ki.com/fabrics](http://ki.com/fabrics)
- C** Select fabric contrast 2.  
Refer to [ki.com/fabrics](http://ki.com/fabrics)
- D** Select welting color.  
Refer to the **Product Color Options** page in this price list.
- E** Select metal finish.
- |           |              |
|-----------|--------------|
| <b>BL</b> | - Black      |
| <b>CH</b> | - Chrome     |
| <b>CG</b> | - Cool Grey  |
| <b>CO</b> | - Cottonwood |
| <b>WG</b> | - Warm Grey  |
- Refer to the **Product Color Options** page in this price list.

## Special Carton Marking

With specially marked information N/C

## Shipping

**Ships assembled, FOB Sheboygan, WI 53081, freight prepaid. Freight class 300.**

Specifications and prices are subject to change without prior notice.

# Cascha™ Guest Seating - Armless

Guest Chair, Armless, Wood Four-Leg Base



# Cascha™ Guest Seating - Armless

Guest Chair, Armless, Wood Four-Leg Base

MODEL		MODEL NUMBER																	
		Basic Model	Non-Contrast or Fabric Contrast 1	Fabric Contrast 2	Wood Finish	Glide Option	Approx. Packaged Weight	Grade C.O.M.	Grade C	Grade D	Grade E & C.O.L.	Grade F	Grade G	Grade H	Grade I	Grade J	Grade K	Grade L Leather	Grade M Leather
	<b>Guest Chair, Armless, Wood Four-Leg Base, Non-Contrast</b> <ul style="list-style-type: none"><li>Fully upholstered with ash wood legs</li><li>Fixed height</li><li>Non-contrast C.O.M = 1.25 yds</li><li>Overall Dimensions: W=19.5" D=23.5" H=34.5"</li></ul>	CAG4WNN	<input type="checkbox"/> <input type="checkbox"/> <input type="checkbox"/> <input type="checkbox"/>		<input type="checkbox"/> <input type="checkbox"/>	<input type="checkbox"/> <input type="checkbox"/>	30.0#	\$ 940	\$ 1001	\$ 1020	\$ 1037	\$ 1065	\$ 1092	\$ 1120	\$ 1162	\$ 1217	\$ 1301	\$ 1356	\$ 1467
CAG4W																			
	<b>Guest Chair, Armless, Wood Four-Leg Base, Contrast</b> <ul style="list-style-type: none"><li>Fully upholstered with ash wood legs</li><li>Fixed height</li><li>1 = Top of Seat &amp; Inside Back (Fabric Contrast 1) C.O.M. = 0.75 yds</li><li>2 = Bottom of Seat &amp; Outside Back (Fabric Contrast 2) C.O.M. = 0.75 yds</li><li>Overall Dimensions: W=19.5" D=23.5" H=34.5"</li></ul>	CAG4WCN	<input type="checkbox"/> <input type="checkbox"/> <input type="checkbox"/> <input type="checkbox"/>	<input type="checkbox"/> <input type="checkbox"/> <input type="checkbox"/> <input type="checkbox"/>	<input type="checkbox"/> <input type="checkbox"/>	<input type="checkbox"/> <input type="checkbox"/>	30.0#	\$ 965	\$ 1039	\$ 1061	\$ 1082	\$ 1115	\$ 1148	\$ 1181	\$ 1232	\$ 1298	\$ 1399	\$ 1465	\$ 1598
CAG4W																			
		<b>A</b>	<b>B</b>	<b>C</b>	<b>D</b>	<b>E</b>													

## HOW TO ORDER

Indicate the following information on order form:

- Quantity of each item.
- Model number, including options. See "How To Build a Model Number".
- Any special service required.

Note:

- The ☐ indicates that a choice is required.
- The absence of the ☐ indicates that no choice is required.
- Alpha-numeric characters in place of ☐ indicate that no other alternatives are available.

## HOW TO BUILD A MODEL NUMBER

- A**Select basic model.
- B**Select non-contrast or fabric contrast 1. Refer to [ki.com/fabrics](https://www.ki.com/fabrics)
- C**Select fabric contrast 2. Refer to [ki.com/fabrics](https://www.ki.com/fabrics)
- D**Select wood finish.
- |            |                        |
|------------|------------------------|
| <b>AEB</b> | - Eclipse Black on Ash |
| <b>ANA</b> | - Natural on Ash       |
| <b>ARY</b> | - River Cherry on Ash  |
- Refer to the **Product Color Options** page in this price list.
- E**Select glide option.
- |            |                          |
|------------|--------------------------|
| <b>GFT</b> | - Felt glides; add \$15  |
| <b>GNY</b> | - Nylon glides; add \$15 |
| <b>GNN</b> | - No glides              |

## SPECIAL SERVICES

### Special Carton Marking

With specially marked information      N/C

**Shipping**  
Ships **assembled, FOB Sheboygan, WI 53081, freight prepaid.** Freight class 250.

Specifications and prices are subject to change without prior notice.



# Cascha™ Guest Seating - Armless

Guest Chair, Armless, Wood Four-Leg Base, With Welting



# Cascha™ Guest Seating - Armless

Guest Chair, Armless, Wood Four-Leg Base, With Welting

		MODEL NUMBER																				
		Basic Model	Non-Contrast or Fabric Contrast 1	Fabric Contrast 2	Welting Color	Wood Finish	Glide Option	Approx. Packaged Weight	Grade C.O.M.		Grade C	Grade D	Grade E & C.O.L.	Grade F	Grade G	Grade H	Grade I	Grade J	Grade K	Grade L Leather	Grade M Leather	
	<b>Guest Chair, Armless, Wood Four-Leg Base, Non-Contrast, With Welting</b> <ul style="list-style-type: none"><li>Fully upholstered with ash wood legs</li><li>Includes 0.25" contrasting perimeter welt</li><li>Fixed height</li><li>Non-contrast C.O.M = 1.25 yds</li><li>Overall Dimensions: W=19.5" D=23.5" H=34.5"</li></ul>	CAG4WNP	<input type="checkbox"/> <input type="checkbox"/> <input type="checkbox"/> <input type="checkbox"/>		<input type="checkbox"/> <input type="checkbox"/> <input type="checkbox"/> <input type="checkbox"/>	<input type="checkbox"/> <input type="checkbox"/> <input type="checkbox"/> <input type="checkbox"/>	<input type="checkbox"/> <input type="checkbox"/> <input type="checkbox"/> <input type="checkbox"/>	30.0#	\$ 1040		\$ 1101	\$ 1120	\$ 1137	\$ 1165	\$ 1192	\$ 1220	\$ 1262	\$ 1317	\$ 1401	\$ 1456	\$ 1567	
CAG4W																						
	<b>Guest Chair, Armless, Wood Four-Leg Base, Contrast, With Welting</b> <ul style="list-style-type: none"><li>Fully upholstered with ash wood legs</li><li>Includes 0.25" contrasting perimeter welt</li><li>Fixed height</li><li>1 = Top of Seat &amp; Inside Back (Fabric Contrast 1) C.O.M. = 0.75 yds</li><li>2 = Bottom of Seat &amp; Outside Back (Fabric Contrast 2) C.O.M. = 0.75 yds</li><li>Overall Dimensions: W=19.5" D=23.5" H=34.5"</li></ul>	CAG4WCP	<input type="checkbox"/> <input type="checkbox"/> <input type="checkbox"/> <input type="checkbox"/>	<input type="checkbox"/> <input type="checkbox"/> <input type="checkbox"/> <input type="checkbox"/>	<input type="checkbox"/> <input type="checkbox"/> <input type="checkbox"/> <input type="checkbox"/>	<input type="checkbox"/> <input type="checkbox"/> <input type="checkbox"/> <input type="checkbox"/>	<input type="checkbox"/> <input type="checkbox"/> <input type="checkbox"/> <input type="checkbox"/>	30.0#	\$ 1065		\$ 1139	\$ 1161	\$ 1182	\$ 1215	\$ 1248	\$ 1281	\$ 1332	\$ 1398	\$ 1499	\$ 1565	\$ 1698	
CAG4W																						
		<b>A</b>	<b>B</b>	<b>C</b>	<b>D</b>	<b>E</b>	<b>F</b>															

## HOW TO ORDER

Indicate the following information on order form:

- Quantity of each item.
- Model number, including options. See "How To Build a Model Number".
- Any special service required.

Note:

- The ☐ indicates that a choice is required.
- The absence of the ☐ indicates that no choice is required.
- Alpha-numeric characters in place of ☐ indicate that no other alternatives are available.

## HOW TO BUILD A MODEL NUMBER

- A** Select basic model.
- B** Select non-contrast or fabric contrast 1. Refer to [ki.com/fabrics](#)
- C** Select fabric contrast 2. Refer to [ki.com/fabrics](#)
- D** Select welting color. Refer to the **Product Color Options** page in this price list.
- E** Select wood finish.
- |            |                        |
|------------|------------------------|
| <b>AEB</b> | - Eclipse Black on Ash |
| <b>ANA</b> | - Natural on Ash       |
| <b>ARY</b> | - River Cherry on Ash  |
- Refer to the **Product Color Options** page in this price list.
- F** Select glide option.
- |            |                          |
|------------|--------------------------|
| <b>GFT</b> | - Felt glides; add \$15  |
| <b>GNY</b> | - Nylon glides; add \$15 |
| <b>GNN</b> | - No glides              |

## SPECIAL SERVICES

### Special Carton Marking

With specially marked information      N/C

**Shipping**  
Ships **assembled, FOB Sheboygan, WI 53081, freight prepaid.** Freight class 250.

Specifications and prices are subject to change without prior notice.



Cascha™ Guest Seating - Armless

Guest Chair, Armless, Height Adjustable, Metal Swivel Base With Casters



Cascha™ Guest Seating - Armless

Guest Chair, Armless, Height Adjustable, Metal Swivel Base With Casters

		MODEL NUMBER																	
		Basic Model	Non-Contrast or Fabric Contrast 1	Fabric Contrast 2	Metal Finish	Approx. Packaged Weight	Grade C.O.M.	Grade C		Grade D	Grade E & C.O.L.	Grade F	Grade G	Grade H	Grade I	Grade J	Grade K	Grade L Leather	Grade M Leather
 CAG4C	<b>Guest Chair, Armless, Height Adjustable, Metal Swivel Base With Casters, Non-Contrast</b>	CAG4CNN	□□□□		□□	27.0#	\$ 890	\$ 952		\$ 970	\$ 988	\$ 1015	\$ 1043	\$ 1070	\$ 1113	\$ 1168	\$ 1252	\$ 1307	\$ 1418
	<ul style="list-style-type: none"><li>Fully upholstered with aluminum swivel base on casters</li><li>Height Adjustable - nominal seat height range is 21.25 to 25.75"</li><li>Non-contrast C.O.M = 1.25 yds</li><li>Overall Dimensions: W=19.5" D=23.5" H=36.5 to 41"</li></ul>																		
 CAG4C	<b>Guest Chair, Armless, Height Adjustable, Metal Swivel Base With Casters, Contrast</b>	CAG4CCN	□□□□	□□□□	□□	27.0#	\$ 915	\$ 989		\$ 1011	\$ 1032	\$ 1065	\$ 1098	\$ 1131	\$ 1182	\$ 1248	\$ 1349	\$ 1415	\$ 1548
	<ul style="list-style-type: none"><li>Fully upholstered with aluminum swivel base on casters</li><li>Height Adjustable - nominal seat height range is 21.25 to 25.75"</li><li>1 = Top of Seat &amp; Inside Back (Fabric Contrast 1) C.O.M. = 0.75 yds</li><li>2 = Bottom of Seat &amp; Outside Back (Fabric Contrast 2) C.O.M. = 0.75 yds</li><li>Overall Dimensions: W=19.5" D=23.5" H=36.5 to 41"</li></ul>																		
		<b>A</b>	<b>B</b>	<b>C</b>	<b>D</b>														

HOW TO ORDER

Indicate the following information on order form:

- Quantity of each item.
- Model number, including options. See "How To Build a Model Number".
- Any special service required.

Note:

- The ☐ indicates that a choice is required.
- The absence of the ☐ indicates that no choice is required.
- Alpha-numeric characters in place of ☐ indicate that no other alternatives are available.

HOW TO BUILD A MODEL NUMBER

- A**Select basic model.
- B**Select non-contrast or fabric contrast 1.  
Refer to [ki.com/fabrics](#)
- C**Select fabric contrast 2.  
Refer to [ki.com/fabrics](#)
- D**Select metal finish.

**BL**- Black

**PA**- Polished Aluminum

Refer to the **Product Color Options** page in this price list.

SPECIAL SERVICES

Special Carton Marking

With specially marked informationN/C

**Shipping**  
Ships **assembled, FOB Sheboygan, WI 53081, freight prepaid.** Freight class 300.

Specifications and prices are subject to change without prior notice.



# Cascha™ Guest Seating - Armless

Guest Chair, Armless, Height Adjustable, Metal Swivel Base With Casters, With Welting



# Cascha™ Guest Seating - Armless

Guest Chair, Armless, Height Adjustable, Metal Swivel Base With Casters, With Welting

MODEL		MODEL NUMBER																	
		Basic Model	Non-Contrast or Fabric Contrast 1	Fabric Contrast 2	Welting Color	Metal Finish	Approx. Packaged Weight	Grade C.O.M.	Grade C	Grade D	Grade E & C.O.L.	Grade F	Grade G	Grade H	Grade I	Grade J	Grade K	Grade L Leather	Grade M Leather
 CAG4C	<b>Guest Chair, Armless, Height Adjustable, Metal Swivel Base With Casters, Non-Contrast, With Welting</b>	CAG4CNP	□□□□		□□□□	□□	27.0#	\$ 990	\$ 1051	\$ 1070	\$ 1088	\$ 1115	\$ 1143	\$ 1170	\$ 1213	\$ 1268	\$ 1351	\$ 1406	\$ 1518
	<ul style="list-style-type: none"><li>Fully upholstered with aluminum swivel base on casters</li><li>Includes 0.25" contrasting perimeter welt</li><li>Height Adjustable - nominal seat height range is 21.25 to 25.75"</li><li>Non-contrast C.O.M = 1.25 yds</li><li>Overall Dimensions: W=19.5" D=23.5" H=36.5 to 41"</li></ul>																		
 CAG4C	<b>Guest Chair, Armless, Height Adjustable, Metal Swivel Base With Casters, Contrast, With Welting</b>	CAG4CCP	□□□□	□□□□	□□□□	□□	27.0#	\$ 1015	\$ 1088	\$ 1111	\$ 1132	\$ 1165	\$ 1198	\$ 1231	\$ 1282	\$ 1348	\$ 1448	\$ 1514	\$ 1648
	<ul style="list-style-type: none"><li>Fully upholstered with aluminum swivel base on casters</li><li>Includes 0.25" contrasting perimeter welt</li><li>Height Adjustable - nominal seat height range is 21.25 to 25.75"</li><li>1 = Top of Seat &amp; Inside Back (Fabric Contrast 1) C.O.M. = 0.75 yds</li><li>2 = Bottom of Seat &amp; Outside Back (Fabric Contrast 2) C.O.M. = 0.75 yds</li><li>Overall Dimensions: W=19.5" D=23.5" H=36.5 to 41"</li></ul>																		
		<b>A</b>	<b>B</b>	<b>C</b>	<b>D</b>	<b>E</b>													

## HOW TO ORDER

- Indicate the following information on order form:
- Quantity of each item.
  - Model number, including options. See "How To Build a Model Number".
  - Any special service required.

Note:

- The ☐ indicates that a choice is required.
- The absence of the ☐ indicates that no choice is required.
- Alpha-numeric characters in place of ☐ indicate that no other alternatives are available.

## HOW TO BUILD A MODEL NUMBER

- A** Select basic model.
- B** Select non-contrast or fabric contrast 1. Refer to [ki.com/fabrics](#)
- C** Select fabric contrast 2. Refer to [ki.com/fabrics](#)
- D** Select welting color. Refer to the **Product Color Options** page in this price list.
- E** Select metal finish.
- |           |                     |
|-----------|---------------------|
| <b>BL</b> | - Black             |
| <b>PA</b> | - Polished Aluminum |
- Refer to the **Product Color Options** page in this price list.

## SPECIAL SERVICES

### Special Carton Marking

With specially marked information      N/C

**Shipping**  
Ships **assembled, FOB Sheboygan, WI 53081, freight prepaid.** Freight class 300.

Specifications and prices are subject to change without prior notice.





# Cascha™ Guest Seating - Armless

Guest Chair, Armless, Height Adjustable, Metal Swivel Base



# Cascha™ Guest Seating - Armless

Guest Chair, Armless, Height Adjustable, Metal Swivel Base

		MODEL NUMBER																		
		Basic Model	Non-Contrast or Fabric Contrast 1	Fabric Contrast 2	Metal Finish	Glide Option	Approx. Packaged Weight	Grade C.O.M.	Grade C	Grade D	Grade E & C.O.L.	Grade F	Grade G	Grade H	Grade I	Grade J	Grade K	Grade L Leather	Grade M Leather	
	<b>Guest Chair, Armless, Height Adjustable, Metal Swivel Base, Non-Contrast</b> <ul style="list-style-type: none"><li>Fully upholstered with aluminum swivel base</li><li>Height Adjustable - nominal seat height range is 19.5 to 24"</li><li>Non-contrast C.O.M = 1.25 yds</li><li>Overall Dimensions: W=19.5" D=23.5" H=34.75 to 39.25"</li></ul>	CAG4GNN	□□□□		□□	□□□	28.0#	\$ 860	\$ 921	\$ 940	\$ 957	\$ 985	\$ 1012	\$ 1040	\$ 1082	\$ 1137	\$ 1221	\$ 1276	\$ 1387	
CAG4G																				
	<b>Guest Chair, Armless, Height Adjustable, Metal Swivel Base, Contrast</b> <ul style="list-style-type: none"><li>Fully upholstered with aluminum swivel base</li><li>Height Adjustable - nominal seat height range is 19.5 to 24"</li><li>1 = Top of Seat &amp; Inside Back (Fabric Contrast 1) C.O.M. = 0.75 yds</li><li>2 = Bottom of Seat &amp; Outside Back (Fabric Contrast 2) C.O.M. = 0.75 yds</li><li>Overall Dimensions: W=19.5" D=23.5" H=34.75 to 39.25"</li></ul>	CAG4GCN	□□□□	□□□□	□□	□□□	28.0#	\$ 885	\$ 958	\$ 981	\$ 1002	\$ 1035	\$ 1068	\$ 1101	\$ 1152	\$ 1218	\$ 1318	\$ 1384	\$ 1518	
CAG4G																				
		<b>A</b>	<b>B</b>	<b>C</b>	<b>D</b>	<b>E</b>														

## HOW TO ORDER

Indicate the following information on order form:

- Quantity of each item.
- Model number, including options. See "How To Build a Model Number".
- Any special service required.

Note:

- The ☐ indicates that a choice is required.
- The absence of the ☐ indicates that no choice is required.
- Alpha-numeric characters in place of ☐ indicate that no other alternatives are available.

## HOW TO BUILD A MODEL NUMBER

- A**Select basic model.
- B**Select non-contrast or fabric contrast 1.  
Refer to [ki.com/fabrics](#)
- C**Select fabric contrast 2.  
Refer to [ki.com/fabrics](#)
- D**Select metal finish.

**BL** - Black

**PA** - Polished Aluminum

Refer to the **Product Color Options** page in this price list.
- E**Select glide option.

**GFT** - Felt glides

**GNY** - Nylon glides

## SPECIAL SERVICES

### Special Carton Marking

With specially marked information      N/C

**Shipping**  
Ships **assembled, FOB Sheboygan, WI 53081, freight prepaid.** Freight class 300.

Specifications and prices are subject to change without prior notice.



# Cascha™ Guest Seating - Armless

Guest Chair, Armless, Height Adjustable, Metal Swivel Base, With Welting



# Cascha™ Guest Seating - Armless

Guest Chair, Armless, Height Adjustable, Metal Swivel Base, With Welting

MODEL		MODEL NUMBER																			
		Basic Model	Non-Contrast or Fabric Contrast 1	Fabric Contrast 2	Welting Color	Metal Finish	Glide Option	Approx. Packaged Weight	Grade C.O.M.		Grade C.O.M.	Grade C	Grade D	Grade E	Grade F	Grade G	Grade H	Grade I	Grade J	Grade K	Grade L Leather
 CAG4GNP	<b>Guest Chair, Armless, Height Adjustable, Metal Swivel Base, Non-Contrast, With Welting</b>	CAG4GNP	□□□□		□□□□	□□	□□□	28.0#	\$ 960		\$ 1021	\$ 1040	\$ 1057	\$ 1085	\$ 1112	\$ 1140	\$ 1182	\$ 1237	\$ 1321	\$ 1376	\$ 1487
	• Fully upholstered with aluminum swivel base																				
	• Includes 0.25" contrasting perimeter welt																				
	• Height Adjustable - nominal seat height range is 19.5 to 24"																				
	• Non-contrast C.O.M = 1.25 yds																				
	• Overall Dimensions: W=19.5" D=23.5" H=34.75 to 39.25"																				
 CAG4GCP	<b>Guest Chair, Armless, Height Adjustable, Metal Swivel Base, Contrast, With Welting</b>	CAG4GCP	□□□□	□□□□	□□□□	□□	□□□	28.0#	\$ 985	\$ 1058	\$ 1081	\$ 1102	\$ 1135	\$ 1168	\$ 1201	\$ 1252	\$ 1318	\$ 1418	\$ 1484	\$ 1618	
	• Fully upholstered with aluminum swivel base																				
	• Includes 0.25" contrasting perimeter welt																				
	• Height Adjustable - nominal seat height range is 19.5 to 24"																				
	• 1 = Top of Seat & Inside Back (Fabric Contrast 1) C.O.M. = 0.75 yds																				
	• 2 = Bottom of Seat & Outside Back (Fabric Contrast 2) C.O.M. = 0.75 yds																				

## HOW TO ORDER

- Indicate the following information on order form:
- Quantity of each item.
  - Model number, including options. See "How To Build a Model Number".
  - Any special service required.

Note:

- The □ indicates that a choice is required.
- The absence of the □ indicates that no choice is required.
- Alpha-numeric characters in place of □ indicate that no other alternatives are available.

## HOW TO BUILD A MODEL NUMBER

- A**Select basic model.
- B**Select non-contrast or fabric contrast 1. Refer to [ki.com/fabrics](https://www.ki.com/fabrics)
- C**Select fabric contrast 2. Refer to [ki.com/fabrics](https://www.ki.com/fabrics)
- D**Select welting color. Refer to the **Product Color Options** page in this price list.
- E**Select metal finish.
- |           |                     |
|-----------|---------------------|
| <b>BL</b> | - Black             |
| <b>PA</b> | - Polished Aluminum |
- Refer to the **Product Color Options** page in this price list.
- F**Select glide option.
- |            |                |
|------------|----------------|
| <b>GFT</b> | - Felt glides  |
| <b>GNY</b> | - Nylon glides |

## SPECIAL SERVICES

### Special Carton Marking

With specially marked information N/C

**Shipping**  
Ships **assembled, FOB Sheboygan, WI 53081, freight prepaid.** Freight class 300.

Specifications and prices are subject to change without prior notice.


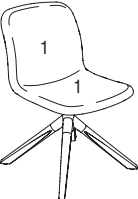
# Cascha™ Guest Seating - Armless

Guest Chair, Armless, Wood Swivel Base



# Cascha™ Guest Seating - Armless

Guest Chair, Armless, Wood Swivel Base

MODEL		MODEL NUMBER																		
		Basic Model	Non-Contrast or Fabric Contrast 1	Fabric Contrast 2	Wood Finish	Metal Finish	Glide Option	Approx. Packaged Weight	Grade C.O.M.	Grade C	Grade D	Grade E & C.O.L.	Grade F	Grade G	Grade H	Grade I	Grade J	Grade K	Grade L Leather	Grade M Leather
	<b>Guest Chair, Armless, Wood Swivel Base, Non-Contrast</b> <ul style="list-style-type: none"><li>Fully upholstered with ash wood &amp; aluminum swivel base</li><li>Fixed height</li><li>Non-contrast C.O.M = 1.25 yds</li><li>Overall Dimensions: W=19.5" D=23.5" H=33.25"</li></ul>	CAG4KNN	□□□□		□□□	□□	□□□	32.0#	\$ 1020	\$ 1082	\$ 1100	\$ 1118	\$ 1145	\$ 1173	\$ 1200	\$ 1243	\$ 1298	\$ 1382	\$ 1437	\$ 1548
CAG4K																				
	<b>Guest Chair, Armless, Wood Swivel Base, Contrast</b> <ul style="list-style-type: none"><li>Fully upholstered with ash wood &amp; aluminum swivel base</li><li>Fixed height</li><li>1 = Top of Seat &amp; Inside Back (Fabric Contrast 1) C.O.M. = 0.75 yds</li><li>2 = Bottom of Seat &amp; Outside Back (Fabric Contrast 2) C.O.M. = 0.75 yds</li><li>Overall Dimensions: W=19.5" D=23.5" H=33.25"</li></ul>	CAG4KCN	□□□□	□□□□	□□□	□□	□□□	32.0#	\$ 1045	\$ 1119	\$ 1141	\$ 1162	\$ 1195	\$ 1228	\$ 1261	\$ 1312	\$ 1378	\$ 1479	\$ 1545	\$ 1678
CAG4K																				
		<b>A</b>	<b>B</b>	<b>C</b>	<b>D</b>	<b>E</b>	<b>F</b>													

## HOW TO ORDER

Indicate the following information on order form:

- Quantity of each item.
- Model number, including options. See "How To Build a Model Number".
- Any special service required.

Note:

- The □ indicates that a choice is required.
- The absence of the □ indicates that no choice is required.
- Alpha-numeric characters in place of □ indicate that no other alternatives are available.

## HOW TO BUILD A MODEL NUMBER

- A**Select basic model.
- B**Select non-contrast or fabric contrast 1. Refer to [ki.com/fabrics](#)
- C**Select fabric contrast 2. Refer to [ki.com/fabrics](#)
- D**Select wood finish.
- |            |                        |
|------------|------------------------|
| <b>AEB</b> | - Eclipse Black on Ash |
| <b>ANA</b> | - Natural on Ash       |
| <b>ARY</b> | - River Cherry on Ash  |
- Refer to the **Product Color Options** page in this price list.
- E**Select metal finish.
- |           |                     |
|-----------|---------------------|
| <b>BL</b> | - Black             |
| <b>PA</b> | - Polished Aluminum |
- Refer to the **Product Color Options** page in this price list.

- F**Select glide option.
- |            |                          |
|------------|--------------------------|
| <b>GFT</b> | - Felt glides; add \$15  |
| <b>GNY</b> | - Nylon glides; add \$15 |
| <b>GNN</b> | - No glides              |

## SPECIAL SERVICES

### Special Carton Marking

With specially marked information      N/C

**Shipping**  
Ships **assembled, FOB Sheboygan, WI 53081, freight prepaid.** Freight class 250.

Specifications and prices are subject to change without prior notice.


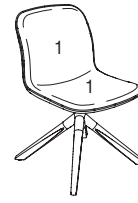
Cascha™ Guest Seating - Armless

Guest Chair, Armless, Wood Swivel Base, With Welting



Cascha™ Guest Seating - Armless

Guest Chair, Armless, Wood Swivel Base, With Welting

		MODEL NUMBER																			
		Basic Model	Non-Contrast or Fabric Contrast 1	Welting Color	Wood Finish	Glide Option	Approx. Packaged Weight	Grade C.O.M.		Grade C	Grade D	Grade E & C.O.L.	Grade F	Grade G	Grade H	Grade I	Grade J	Grade K	Grade L Leather	Grade M Leather	
 CAG4K	<b>Guest Chair, Armless, Wood Swivel Base, Non-Contrast, With Welting</b> <ul style="list-style-type: none"><li>Fully upholstered with ash wood &amp; aluminum swivel base</li><li>Includes 0.25" contrasting perimeter welt</li><li>Fixed height</li><li>Non-contrast C.O.M = 1.25 yds</li><li>Overall Dimensions: W=19.5" D=23.5" H=33.25"</li></ul>	CAG4KNP	<input type="checkbox"/> <input type="checkbox"/> <input type="checkbox"/> <input type="checkbox"/>	<input type="checkbox"/> <input type="checkbox"/> <input type="checkbox"/> <input type="checkbox"/>	<input type="checkbox"/> <input type="checkbox"/> <input type="checkbox"/> <input type="checkbox"/>	<input type="checkbox"/> <input type="checkbox"/> <input type="checkbox"/> <input type="checkbox"/>	32.0#	\$ 1120		\$ 1181	\$ 1200	\$ 1218	\$ 1245	\$ 1273	\$ 1300	\$ 1343	\$ 1398	\$ 1481	\$ 1536	\$ 1648	
 CAG4K	<b>Guest Chair, Armless, Wood Swivel Base, Contrast, With Welting</b> <ul style="list-style-type: none"><li>Fully upholstered with ash wood &amp; aluminum swivel base</li><li>Includes 0.25" contrasting perimeter welt</li><li>Fixed height</li><li>1 = Top of Seat &amp; Inside Back (Fabric Contrast 1) C.O.M. = 0.75 yds</li><li>2 = Bottom of Seat &amp; Outside Back (Fabric Contrast 2) C.O.M. = 0.75 yds</li><li>Overall Dimensions: W=19.5" D=23.5" H=33.25"</li></ul>	CAG4KCP	<input type="checkbox"/> <input type="checkbox"/> <input type="checkbox"/> <input type="checkbox"/>	<input type="checkbox"/> <input type="checkbox"/> <input type="checkbox"/> <input type="checkbox"/>	<input type="checkbox"/> <input type="checkbox"/> <input type="checkbox"/> <input type="checkbox"/>	<input type="checkbox"/> <input type="checkbox"/> <input type="checkbox"/> <input type="checkbox"/>	32.0#	\$ 1145		\$ 1218	\$ 1241	\$ 1262	\$ 1295	\$ 1328	\$ 1361	\$ 1412	\$ 1478	\$ 1578	\$ 1644	\$ 1778	

A

B

C

D

E

A

B

C

D

E

HOW TO ORDER

Indicate the following information on order form:

- Quantity of each item.
- Model number, including options. See "How To Build a Model Number".
- Any special service required.

Note:

- The ☐ indicates that a choice is required.
- The absence of the ☐ indicates that no choice is required.
- Alpha-numeric characters in place of ☐ indicate that no other alternatives are available.

HOW TO BUILD A MODEL NUMBER

- A**Select basic model.
- B**Select non-contrast or fabric contrast 1. Refer to [ki.com/fabrics](#)
- C**Select welting color. Refer to the **Product Color Options** page in this price list.
- D**Select wood finish.
- |            |                        |
|------------|------------------------|
| <b>AEB</b> | - Eclipse Black on Ash |
| <b>ANA</b> | - Natural on Ash       |
| <b>ARY</b> | - River Cherry on Ash  |
- Refer to the **Product Color Options** page in this price list.
- E**Select glide option.
- |            |                          |
|------------|--------------------------|
| <b>GFT</b> | - Felt glides; add \$15  |
| <b>GNY</b> | - Nylon glides; add \$15 |
| <b>GNN</b> | - No glides              |

SPECIAL SERVICES

Special Carton Marking

With specially marked information      N/C

**Shipping**  
Ships **assembled, FOB Sheboygan, WI 53081, freight prepaid.** Freight class 250.

Specifications and prices are subject to change without prior notice.

Cascha™ Guest Seating - With Arm

Guest Chair, With Arm, Metal Four-Leg Base



Cascha™ Guest Seating - With Arm

Guest Chair, With Arm, Metal Four-Leg Base

MODEL		MODEL NUMBER																	
		Basic Model	Non-Contrast or Fabric Contrast 1	Fabric Contrast 2	Metal Finish	Glide Option	Approx. Packaged Weight	Grade C.O.M.	Grade C	Grade D	Grade E & C.O.L.	Grade F	Grade G	Grade H	Grade I	Grade J	Grade K	Grade L Leather	Grade M Leather
	<b>Guest Chair, With Arm, Metal Four-Leg Base, Non-Contrast</b> <ul style="list-style-type: none"><li>Fully upholstered with steel legs</li><li>Fixed height</li><li>Non-contrast C.O.M = 1.5 yds</li><li>Overall Dimensions: W=23.5" D=23.5" H=34.5"</li></ul>	CAM4MNN	<input type="checkbox"/> <input type="checkbox"/> <input type="checkbox"/> <input type="checkbox"/>		<input type="checkbox"/> <input type="checkbox"/>	<input type="checkbox"/> <input type="checkbox"/> <input type="checkbox"/>	30.0#	\$ 885	\$ 959	\$ 981	\$ 1002	\$ 1035	\$ 1068	\$ 1101	\$ 1152	\$ 1218	\$ 1319	\$ 1385	\$ 1518
CAM4M																			
	<b>Guest Chair, With Arm, Metal Four-Leg Base, Contrast</b> <ul style="list-style-type: none"><li>Fully upholstered with steel legs</li><li>Fixed height</li><li>1 = Top of Seat &amp; Inside Back (Fabric Contrast 1) C.O.M. = 1 yd</li><li>2 = Bottom of Seat &amp; Outside Back (Fabric Contrast 2) C.O.M. = 1 yd</li><li>Overall Dimensions: W=23.5" D=23.5" H=34.5"</li></ul>	CAM4MCN	<input type="checkbox"/> <input type="checkbox"/> <input type="checkbox"/> <input type="checkbox"/>	<input type="checkbox"/> <input type="checkbox"/> <input type="checkbox"/> <input type="checkbox"/>	<input type="checkbox"/> <input type="checkbox"/>	<input type="checkbox"/> <input type="checkbox"/> <input type="checkbox"/>	30.0#	\$ 915	\$ 1013	\$ 1043	\$ 1071	\$ 1115	\$ 1159	\$ 1203	\$ 1271	\$ 1359	\$ 1493	\$ 1581	\$ 1759
CAM4M																			
		<b>A</b>	<b>B</b>	<b>C</b>	<b>D</b>	<b>E</b>													

HOW TO ORDER

Indicate the following information on order form:

- Quantity of each item.
- Model number, including options. See “How To Build a Model Number”.
- Any special service required.

Note:

- The ☐ indicates that a choice is required.
- The absence of the ☐ indicates that no choice is required.
- Alpha-numeric characters in place of ☐ indicate that no other alternatives are available.

HOW TO BUILD A MODEL NUMBER

- A**Select basic model.
- B**Select non-contrast or fabric contrast 1.  
Refer to [ki.com/fabrics](#)
- C**Select fabric contrast 2.  
Refer to [ki.com/fabrics](#)
- D**Select metal finish.

<b>BL</b>	- Black
<b>CH</b>	- Chrome
<b>CG</b>	- Cool Grey
<b>CO</b>	- Cottonwood
<b>WG</b>	- Warm Grey

Refer to the **Product Color Options** page in this price list.
- E**Select glide option.

<b>GFT</b>	- Felt glides
<b>GNY</b>	- Nylon glides

SPECIAL SERVICES

Special Carton Marking

With specially marked information

N/C

Shipping

Ships **assembled, FOB Sheboygan, WI 53081, freight prepaid.** Freight class 250.

Specifications and prices are subject to change without prior notice.



Cascha™ Guest Seating - With Arm

Guest Chair, With Arm, Metal Four-Leg Base, With Welting



Cascha™ Guest Seating - With Arm

Guest Chair, With Arm, Metal Four-Leg Base, With Welting

		MODEL NUMBER																			
		Basic Model	Non-Contrast or Fabric Contrast 1	Fabric Contrast 2	Welting Color	Metal Finish	Glide Option														
MODEL		Basic Model	Non-Contrast or Fabric Contrast 1	Fabric Contrast 2	Welting Color	Metal Finish	Glide Option	Approx. Packaged Weight	Grade C.O.M.	Grade C	Grade D	Grade E & C.O.L.	Grade F	Grade G	Grade H	Grade I	Grade J	Grade K	Grade L Leather	Grade M Leather	
	<b>Guest Chair, With Arm, Metal Four-Leg Base, Non-Contrast, With Welting</b> <ul style="list-style-type: none"><li>Fully upholstered with steel legs</li><li>Includes 0.25" contrasting perimeter welt</li><li>Fixed height</li><li>Non-contrast C.O.M = 1.5 yds</li><li>Overall Dimensions: W=23.5" D=23.5" H=34.5"</li></ul>	CAM4MNP	□□□□		□□□□	□□	□□□	30.0#	\$ 1005	\$ 1078	\$ 1101	\$ 1122	\$ 1155	\$ 1188	\$ 1221	\$ 1272	\$ 1338	\$ 1438	\$ 1504	\$ 1638	
CAM4M																					
	<b>Guest Chair, With Arm, Metal Four-Leg Base, Contrast, With Welting</b> <ul style="list-style-type: none"><li>Fully upholstered with steel legs</li><li>Includes 0.25" contrasting perimeter welt</li><li>Fixed height</li><li>1 = Top of Seat &amp; Inside Back (Fabric Contrast 1) C.O.M. = 1 yd</li><li>2 = Bottom of Seat &amp; Outside Back (Fabric Contrast 2) C.O.M. = 1 yd</li><li>Overall Dimensions: W=23.5" D=23.5" H=34.5"</li></ul>	CAM4MCP	□□□□	□□□□	□□□□	□□	□□□	30.0#	\$ 1035	\$ 1133	\$ 1163	\$ 1191	\$ 1235	\$ 1279	\$ 1323	\$ 1391	\$ 1479	\$ 1613	\$ 1701	\$ 1879	
CAM4M																					
		<b>A</b>	<b>B</b>	<b>C</b>	<b>D</b>	<b>E</b>	<b>F</b>														

HOW TO ORDER

Indicate the following information on order form:

- Quantity of each item.
- Model number, including options. See "How To Build a Model Number".
- Any special service required.

Note:

- The ☐ indicates that a choice is required.
- The absence of the ☐ indicates that no choice is required.
- Alpha-numeric characters in place of ☐ indicate that no other alternatives are available.

HOW TO BUILD A MODEL NUMBER

- A**Select basic model.
- B**Select non-contrast or fabric contrast 1.  
Refer to [ki.com/fabrics](#)
- C**Select welting color.  
Refer to the **Product Color Options** page in this price list.
- D**Select fabric contrast 2.  
Refer to [ki.com/fabrics](#)
- E**Select metal finish.

BL

- Black

CH

- Chrome

CG

- Cool Grey

CO

- Cottonwood

WG

- Warm Grey

Refer to the **Product Color Options** page in this price list.

- F**Select glide option.

GFT

- Felt glides

GNY

- Nylon glides

SPECIAL SERVICES

Special Carton Marking

With specially marked information

N/C

**Shipping**  
Ships **assembled, FOB Sheboygan, WI 53081, freight prepaid.** Freight class 250.

Specifications and prices are subject to change without prior notice.



Cascha™ Guest Seating - With Arm

Guest Chair, With Arm, Wood Four-Leg Base



Cascha™ Guest Seating - With Arm

Guest Chair, With Arm, Wood Four-Leg Base

		MODEL NUMBER																	
		Basic Model	Non-Contrast or Fabric Contrast 1	Fabric Contrast 2	Wood Finish	Glide Option	Approx. Packaged Weight	Grade C.O.M.	Grade C	Grade D	Grade E & C.O.L.	Grade F	Grade G	Grade H	Grade I	Grade J	Grade K	Grade L Leather	Grade M Leather
	<b>Guest Chair, With Arm, Wood Four-Leg Base, Non-Contrast</b> <ul style="list-style-type: none"><li>Fully upholstered with ash wood legs</li><li>Fixed height</li><li>Non-contrast C.O.M = 1.5 yds</li><li>Overall Dimensions: W=23.5" D=23.5" H=34.5"</li></ul>	CAM4WNN	<input type="checkbox"/> <input type="checkbox"/> <input type="checkbox"/> <input type="checkbox"/>		<input type="checkbox"/> <input type="checkbox"/> <input type="checkbox"/>	<input type="checkbox"/> <input type="checkbox"/> <input type="checkbox"/>	35.0#	\$ 1115	\$ 1188	\$ 1211	\$ 1232	\$ 1265	\$ 1298	\$ 1331	\$ 1382	\$ 1448	\$ 1548	\$ 1614	\$ 1748
CAM4W																			
	<b>Guest Chair, With Arm, Wood Four-Leg Base, Contrast</b> <ul style="list-style-type: none"><li>Fully upholstered with ash wood legs</li><li>Fixed height</li><li>1 = Top of Seat &amp; Inside Back (Fabric Contrast 1) C.O.M. = 1 yd</li><li>2 = Bottom of Seat &amp; Outside Back (Fabric Contrast 2) C.O.M. = 1 yd</li><li>Overall Dimensions: W=23.5" D=23.5" H=34.5"</li></ul>	CAM4WCN	<input type="checkbox"/> <input type="checkbox"/> <input type="checkbox"/> <input type="checkbox"/>	<input type="checkbox"/> <input type="checkbox"/> <input type="checkbox"/> <input type="checkbox"/>	<input type="checkbox"/> <input type="checkbox"/> <input type="checkbox"/>	<input type="checkbox"/> <input type="checkbox"/> <input type="checkbox"/>	35.0#	\$ 1145	\$ 1243	\$ 1273	\$ 1301	\$ 1345	\$ 1389	\$ 1433	\$ 1501	\$ 1589	\$ 1723	\$ 1811	\$ 1989
CAM4W																			
		<b>A</b>	<b>B</b>	<b>C</b>	<b>D</b>	<b>E</b>													

HOW TO ORDER

Indicate the following information on order form:

- Quantity of each item.
- Model number, including options. See “How To Build a Model Number”.
- Any special service required.

Note:

- The ☐ indicates that a choice is required.
- The absence of the ☐ indicates that no choice is required.
- Alpha-numeric characters in place of ☐ indicate that no other alternatives are available.

HOW TO BUILD A MODEL NUMBER

- A**Select basic model.
- B**Select non-contrast or fabric contrast 1.  
Refer to [ki.com/fabrics](#)
- C**Select fabric contrast 2.  
Refer to [ki.com/fabrics](#)
- D**Select wood finish.

<b>AEB</b>	- Eclipse Black on Ash
<b>ANA</b>	- Natural on Ash
<b>ARY</b>	- River Cherry on Ash

Refer to the **Product Color Options** page in this price list.
- E**Select glide option.

<b>GFT</b>	- Felt glides; add \$15
<b>GNY</b>	- Nylon glides; add \$15
<b>GNN</b>	- No glides

SPECIAL SERVICES

Special Carton Marking

With specially marked information      N/C

**Shipping**  
Ships **assembled, FOB Sheboygan, WI 53081, freight prepaid.** Freight class 250.

Specifications and prices are subject to change without prior notice.





Cascha™ Guest Seating - With Arm

Guest Chair, With Arm, Wood Four-Leg Base, with Welting



Cascha™ Guest Seating - With Arm

Guest Chair, With Arm, Wood Four-Leg Base, with Welting

		MODEL NUMBER																			
		Basic Model	Non-Contrast or Fabric Contrast 1	Fabric Contrast 2	Welting Color	Wood Finish	Glide Option	Approx. Packaged Weight	Grade C.O.M.	Grade C	Grade D	Grade E & C.O.L.	Grade F	Grade G	Grade H	Grade I	Grade J	Grade K	Grade L Leather	Grade M Leather	
	<b>Guest Chair, With Arm, Wood Four-Leg Base, Non-Contrast, With Welting</b> <ul style="list-style-type: none"><li>Fully upholstered with ash wood legs</li><li>Includes 0.25" contrasting perimeter welt</li><li>Fixed height</li><li>Non-contrast C.O.M = 1.5 yds</li><li>Overall Dimensions: W=23.5" D=23.5" H=34.5"</li></ul>	CAM4WNP	<input type="checkbox"/> <input type="checkbox"/> <input type="checkbox"/> <input type="checkbox"/>		<input type="checkbox"/> <input type="checkbox"/> <input type="checkbox"/> <input type="checkbox"/>	<input type="checkbox"/> <input type="checkbox"/>	<input type="checkbox"/> <input type="checkbox"/>	35.0#	\$ 1235	\$ 1309	\$ 1331	\$ 1352	\$ 1385	\$ 1418	\$ 1451	\$ 1502	\$ 1568	\$ 1669	\$ 1735	\$ 1868	
CAM4W																					
	<b>Guest Chair, With Arm, Wood Four-Leg Base, Contrast, With Welting</b> <ul style="list-style-type: none"><li>Fully upholstered with ash wood legs</li><li>Includes 0.25" contrasting perimeter welt</li><li>Fixed height</li><li>1 = Top of Seat &amp; Inside Back (Fabric Contrast 1) C.O.M. = 1 yd</li><li>2 = Bottom of Seat &amp; Outside Back (Fabric Contrast 2) C.O.M. = 1 yd</li><li>Overall Dimensions: W=23.5" D=23.5" H=34.5"</li></ul>	CAM4WCP	<input type="checkbox"/> <input type="checkbox"/> <input type="checkbox"/> <input type="checkbox"/>	<input type="checkbox"/> <input type="checkbox"/> <input type="checkbox"/> <input type="checkbox"/>	<input type="checkbox"/> <input type="checkbox"/> <input type="checkbox"/> <input type="checkbox"/>	<input type="checkbox"/> <input type="checkbox"/>	<input type="checkbox"/> <input type="checkbox"/>	35.0#	\$ 1265	\$ 1363	\$ 1393	\$ 1421	\$ 1465	\$ 1509	\$ 1553	\$ 1621	\$ 1709	\$ 1843	\$ 1931	\$ 2109	
CAM4W																					
		<b>A</b>	<b>B</b>	<b>C</b>	<b>D</b>	<b>E</b>	<b>F</b>														

HOW TO ORDER

Indicate the following information on order form:

- Quantity of each item.
- Model number, including options. See "How To Build a Model Number".
- Any special service required.

Note:

- The ☐ indicates that a choice is required.
- The absence of the ☐ indicates that no choice is required.
- Alpha-numeric characters in place of ☐ indicate that no other alternatives are available.

HOW TO BUILD A MODEL NUMBER

- A**Select basic model.
- B**Select non-contrast or fabric contrast 1.  
Refer to [ki.com/fabrics](#)
- C**Select fabric contrast 2.  
Refer to [ki.com/fabrics](#)
- D**Select welting color.  
Refer to the **Product Color Options** page in this price list.
- E**Select wood finish.

AEB- Eclipse Black on Ash

ANA- Natural on Ash

ARY- River Cherry on Ash

Refer to the **Product Color Options** page in this price list.
- F**Select glide option.

GFT- Felt glides; add \$15

GNY- Nylon glides; add \$15

GNN- No glides

SPECIAL SERVICES

Special Carton Marking

With specially marked information

N/C

**Shipping**  
Ships **assembled, FOB Sheboygan, WI 53081, freight prepaid.** Freight class 250.

Specifications and prices are subject to change without prior notice.



# Cascha™ Guest Seating - With Arm

Guest Chair, With Arm, Height Adjustable, Metal Swivel Base With Casters



# Cascha™ Guest Seating - With Arm

Guest Chair, With Arm, Height Adjustable, Metal Swivel Base With Casters

		MODEL NUMBER																	
		Basic Model	Non-Contrast or Fabric Contrast 1	Fabric Contrast 2	Metal Finish	Approx. Packaged Weight	Grade C.O.M.	Grade C		Grade D	Grade E & C.O.L.	Grade F	Grade G	Grade H	Grade I	Grade J	Grade K	Grade L Leather	Grade M Leather
 CAM4C	<b>Guest Chair, With Arm, Height Adjustable, Metal Swivel Base With Casters, Non-Contrast</b>	CAM4CNN	<input type="checkbox"/> <input type="checkbox"/> <input type="checkbox"/> <input type="checkbox"/>		<input type="checkbox"/> <input type="checkbox"/>	32.0#	\$ 1065	\$ 1139		\$ 1161	\$ 1182	\$ 1215	\$ 1248	\$ 1281	\$ 1332	\$ 1398	\$ 1499	\$ 1565	\$ 1698
	<ul style="list-style-type: none"><li>Fully upholstered with aluminum swivel base on casters</li><li>Height Adjustable - nominal seat height range is 21.25 to 25.75"</li><li>Non-contrast C.O.M = 1.5 yds</li><li>Overall Dimensions: W=23.5" D=23.5" H=36.5 - 41"</li></ul>																		
 CAM4C	<b>Guest Chair, With Arm, Height Adjustable, Metal Swivel Base With Casters, Contrast</b>	CAM4CCN	<input type="checkbox"/> <input type="checkbox"/> <input type="checkbox"/> <input type="checkbox"/>	<input type="checkbox"/> <input type="checkbox"/> <input type="checkbox"/> <input type="checkbox"/>	<input type="checkbox"/> <input type="checkbox"/>	32.0#	\$ 1095	\$ 1193		\$ 1223	\$ 1251	\$ 1295	\$ 1339	\$ 1383	\$ 1451	\$ 1539	\$ 1673	\$ 1761	\$ 1939
	<ul style="list-style-type: none"><li>Fully upholstered with aluminum swivel base on casters</li><li>Height Adjustable - nominal seat height range is 21.25 to 25.75"</li><li>1 = Top of Seat &amp; Inside Back (Fabric Contrast 1) C.O.M. = 1 yd</li><li>2 = Bottom of Seat &amp; Outside Back (Fabric Contrast 2) C.O.M. = 1 yd</li><li>Overall Dimensions: W=23.5" D=23.5" H=36.5 - 41"</li></ul>																		
		<b>A</b>	<b>B</b>	<b>C</b>	<b>D</b>														

A

B

C

D

## HOW TO ORDER

Indicate the following information on order form:

- Quantity of each item.
- Model number, including options. See "How To Build a Model Number".
- Any special service required.

Note:

- The ☐ indicates that a choice is required.
- The absence of the ☐ indicates that no choice is required.
- Alpha-numeric characters in place of ☐ indicate that no other alternatives are available.

## HOW TO BUILD A MODEL NUMBER

- A**Select basic model.
- B**Select non-contrast or fabric contrast 1. Refer to [ki.com/fabrics](https://www.ki.com/fabrics)
- C**Select fabric contrast 2. Refer to [ki.com/fabrics](https://www.ki.com/fabrics)
- D**Select metal finish.
- |           |                     |
|-----------|---------------------|
| <b>BL</b> | - Black             |
| <b>PA</b> | - Polished Aluminum |
- Refer to the **Product Color Options** page in this price list.

## SPECIAL SERVICES

### Special Carton Marking

With specially marked information      N/C

**Shipping**  
Ships **assembled, FOB Sheboygan, WI 53081, freight prepaid.** Freight class 250.

Specifications and prices are subject to change without prior notice.



# Cascha™ Guest Seating - With Arm

Guest Chair, With Arm, Height Adjustable, Metal Swivel Base With Casters, With Welting



# Cascha™ Guest Seating - With Arm

Guest Chair, With Arm, Height Adjustable, Metal Swivel Base With Casters, With Welting

		MODEL NUMBER																		
		Basic Model	Non-Contrast or Fabric Contrast 1	Fabric Contrast 2	Welting Color	Metal Finish														
MODEL		Basic Model	Non-Contrast or Fabric Contrast 1	Fabric Contrast 2	Welting Color	Metal Finish	Approx. Packaged Weight	Grade C.O.M.		Grade C	Grade D	Grade E & C.O.L.	Grade F	Grade G	Grade H	Grade I	Grade J	Grade K	Grade L Leather	Grade M Leather
 CAM4C	<b>Guest Chair, With Arm, Height Adjustable, Metal Swivel Base With Casters, Non-Contrast, With Welting</b>	CAM4CNP	□□□□		□□□□	□□	32.0#	\$ 1185		\$ 1259	\$ 1281	\$ 1302	\$ 1335	\$ 1368	\$ 1401	\$ 1452	\$ 1518	\$ 1619	\$ 1685	\$ 1818
	<ul style="list-style-type: none"><li>Fully upholstered with aluminum swivel base on casters</li><li>Includes 0.25" contrasting perimeter welt</li><li>Height Adjustable - nominal seat height range is 21.25 to 25.75"</li><li>Non-contrast C.O.M = 1.5 yds</li><li>Overall Dimensions: W=23.5" D=23.5" H=36.5 to 41"</li></ul>																			
 CAM4C	<b>Guest Chair, With Arm, Height Adjustable, Metal Swivel Base With Casters, Contrast, With Welting</b>	CAM4CCP	□□□□	□□□□	□□□□	□□	32.0#	\$ 1215		\$ 1313	\$ 1343	\$ 1371	\$ 1415	\$ 1459	\$ 1503	\$ 1571	\$ 1659	\$ 1793	\$ 1881	\$ 2059
	<ul style="list-style-type: none"><li>Fully upholstered with aluminum swivel base on casters</li><li>Includes 0.25" contrasting perimeter welt</li><li>Height Adjustable - nominal seat height range is 21.25 to 25.75"</li><li>1 = Top of Seat &amp; Inside Back (Fabric Contrast 1) C.O.M. = 1 yd</li><li>2 = Bottom of Seat &amp; Outside Back (Fabric Contrast 2) C.O.M. = 1 yd</li><li>Overall Dimensions: W=23.5" D=23.5" H=36.5 to 41"</li></ul>																			
		<b>A</b>	<b>B</b>	<b>C</b>	<b>D</b>	<b>E</b>														

## HOW TO ORDER

Indicate the following information on order form:

- Quantity of each item.
- Model number, including options. See "How To Build a Model Number".
- Any special service required.

Note:

- The ☐ indicates that a choice is required.
- The absence of the ☐ indicates that no choice is required.
- Alpha-numeric characters in place of ☐ indicate that no other alternatives are available.

## HOW TO BUILD A MODEL NUMBER

- A**Select basic model.
- B**Select non-contrast or fabric contrast 1. Refer to [ki.com/fabrics](https://www.ki.com/fabrics)
- C**Select fabric contrast 2. Refer to [ki.com/fabrics](https://www.ki.com/fabrics)
- D**Select welting color. Refer to the **Product Color Options** page in this price list.
- E**Select metal finish.
- |           |                     |
|-----------|---------------------|
| <b>BL</b> | - Black             |
| <b>PA</b> | - Polished Aluminum |
- Refer to the **Product Color Options** page in this price list.

## SPECIAL SERVICES

### Special Carton Marking

With specially marked information      N/C

**Shipping**  
Ships **assembled, FOB Sheboygan, WI 53081, freight prepaid.** Freight class 250.

Specifications and prices are subject to change without prior notice.



Cascha™ Guest Seating - With Arm

Guest Chair, With Arm, Height Adjustable, Metal Swivel Base



Cascha™ Guest Seating - With Arm

Guest Chair, With Arm, Height Adjustable, Metal Swivel Base

		MODEL NUMBER																	
		Basic Model	Non-Contrast or Fabric Contrast 1	Fabric Contrast 2	Metal Finish	Glide Option													
MODEL		Basic Model	Non-Contrast or Fabric Contrast 1	Fabric Contrast 2	Metal Finish	Glide Option	Approx. Packaged Weight	Grade C.O.M.	Grade C	Grade D	Grade E & C.O.L.	Grade F	Grade G	Grade H	Grade I	Grade J	Grade K	Grade L Leather	Grade M Leather
	<b>Guest Chair, With Arm, Height Adjustable, Metal Swivel Base, Non-Contrast</b>	CAM4GNN	<input type="checkbox"/> <input type="checkbox"/> <input type="checkbox"/> <input type="checkbox"/>		<input type="checkbox"/> <input type="checkbox"/>	<input type="checkbox"/> <input type="checkbox"/>	33.0#	\$ 1035	\$ 1108	\$ 1131	\$ 1152	\$ 1185	\$ 1218	\$ 1251	\$ 1302	\$ 1368	\$ 1468	\$ 1534	\$ 1668
	<ul style="list-style-type: none"><li>Fully upholstered with aluminum swivel base</li><li>Height Adjustable - nominal seat height range is 19.5 to 24"</li><li>Non-contrast C.O.M = 1.5 yds</li><li>Overall Dimensions: W=23.5" D=23.5" H=34.75 to 39.25"</li></ul>																		
CAM4G																			
	<b>Guest Chair, With Arm, Height Adjustable, Metal Swivel Base, Contrast</b>	CAM4GCN	<input type="checkbox"/> <input type="checkbox"/> <input type="checkbox"/> <input type="checkbox"/>	<input type="checkbox"/> <input type="checkbox"/> <input type="checkbox"/> <input type="checkbox"/>	<input type="checkbox"/> <input type="checkbox"/>	<input type="checkbox"/> <input type="checkbox"/>	33.0#	\$ 1065	\$ 1163	\$ 1193	\$ 1221	\$ 1265	\$ 1309	\$ 1353	\$ 1421	\$ 1509	\$ 1643	\$ 1731	\$ 1909
	<ul style="list-style-type: none"><li>Fully upholstered with aluminum swivel base</li><li>Height Adjustable - nominal seat height range is 19.5 to 24"</li><li>1 = Top of Seat &amp; Inside Back (Fabric Contrast 1) C.O.M. = 1 yds</li><li>2 = Bottom of Seat &amp; Outside Back (Fabric Contrast 2) C.O.M. = 1 yd</li><li>Overall Dimensions: W=23.5" D=23.5" H=34.75 to 39.25"</li></ul>																		
CAM4G																			
		<b>A</b>	<b>B</b>	<b>C</b>	<b>D</b>	<b>E</b>													

HOW TO ORDER

Indicate the following information on order form:

- Quantity of each item.
- Model number, including options. See "How To Build a Model Number".
- Any special service required.

Note:

- The ☐ indicates that a choice is required.
- The absence of the ☐ indicates that no choice is required.
- Alpha-numeric characters in place of ☐ indicate that no other alternatives are available.

HOW TO BUILD A MODEL NUMBER

- A**Select basic model.
- B**Select non-contrast or fabric contrast 1.  
Refer to [ki.com/fabrics](#)
- C**Select fabric contrast 2.  
Refer to [ki.com/fabrics](#)
- D**Select metal finish.

BL

PA

- Black

- Polished Aluminum

Refer to the **Product Color Options** page in this price list.
- E**Select glide option.

GFT

GNY

- Felt glides

- Nylon glides

SPECIAL SERVICES

Special Carton Marking

With specially marked information      N/C

**Shipping**  
Ships **assembled, FOB Sheboygan, WI 53081, freight prepaid.** Freight class 250.

Specifications and prices are subject to change without prior notice.



# Cascha™ Guest Seating - With Arm

Guest Chair, With Arm, Height Adjustable, Metal Swivel Base, With Welting



# Cascha™ Guest Seating - With Arm

Guest Chair, With Arm, Height Adjustable, Metal Swivel Base, With Welting

MODEL		MODEL NUMBER																		
		Basic Model	Non-Contrast or Fabric Contrast 1	Fabric Contrast 2	Welting Color	Metal Finish	Glide Option	Approx. Packaged Weight	Grade C.O.M.	Grade C	Grade D	Grade E & C.O.L.	Grade F	Grade G	Grade H	Grade I	Grade J	Grade K	Grade L Leather	Grade M Leather
 CAM4G	<b>Guest Chair, With Arm, Height Adjustable, Metal Swivel Base, Non-Contrast, With Welting</b>	CAM4GNP	<input type="checkbox"/> <input type="checkbox"/> <input type="checkbox"/> <input type="checkbox"/>		<input type="checkbox"/> <input type="checkbox"/> <input type="checkbox"/> <input type="checkbox"/>	<input type="checkbox"/> <input type="checkbox"/>	<input type="checkbox"/> <input type="checkbox"/>	33.0#	\$ 1155	\$ 1228	\$ 1251	\$ 1272	\$ 1305	\$ 1338	\$ 1371	\$ 1422	\$ 1488	\$ 1588	\$ 1654	\$ 1788
	<ul style="list-style-type: none"><li>Fully upholstered with aluminum swivel base</li><li>Includes 0.25" contrasting perimeter welt</li><li>Height Adjustable - nominal seat height range is 19.5 to 24"</li><li>Non-contrast C.O.M = 1.5 yds</li><li>Overall Dimensions: W=23.5" D=23.5" H=34.75 to 39.25"</li></ul>																			
 CAM4G	<b>Guest Chair, With Arm, Height Adjustable, Metal Swivel Base, Contrast, With Welting</b>	CAM4GCP	<input type="checkbox"/> <input type="checkbox"/> <input type="checkbox"/> <input type="checkbox"/>	<input type="checkbox"/> <input type="checkbox"/> <input type="checkbox"/> <input type="checkbox"/>	<input type="checkbox"/> <input type="checkbox"/> <input type="checkbox"/> <input type="checkbox"/>	<input type="checkbox"/> <input type="checkbox"/>	<input type="checkbox"/> <input type="checkbox"/>	33.0#	\$ 1185	\$ 1283	\$ 1313	\$ 1341	\$ 1385	\$ 1429	\$ 1473	\$ 1541	\$ 1629	\$ 1763	\$ 1851	\$ 2029
	<ul style="list-style-type: none"><li>Fully upholstered with aluminum swivel base</li><li>Includes 0.25" contrasting perimeter welt</li><li>Height Adjustable - nominal seat height range is 19.5 to 24"</li><li>1 = Top of Seat &amp; Inside Back (Fabric Contrast 1) C.O.M. = 1 yd</li><li>2 = Bottom of Seat &amp; Outside Back (Fabric Contrast 2) C.O.M. = 1 yd</li><li>Overall Dimensions: W=23.5" D=23.5" H=34.75 to 39.25"</li></ul>																			
		<b>A</b>	<b>B</b>	<b>C</b>	<b>D</b>	<b>E</b>	<b>F</b>													

## HOW TO ORDER

Indicate the following information on order form:

- Quantity of each item.
- Model number, including options. See "How To Build a Model Number".
- Any special service required.

Note:

- The ☐ indicates that a choice is required.
- The absence of the ☐ indicates that no choice is required.
- Alpha-numeric characters in place of ☐ indicate that no other alternatives are available.

## HOW TO BUILD A MODEL NUMBER

- A** Select basic model.
- B** Select non-contrast or fabric contrast 1. Refer to [ki.com/fabrics](https://www.ki.com/fabrics)
- C** Select fabric contrast 2. Refer to [ki.com/fabrics](https://www.ki.com/fabrics)
- D** Select welting color. Refer to the **Product Color Options** page in this price list.
- E** Select metal finish.  
**BL** - Black  
**PA** - Polished Aluminum  
Refer to the **Product Color Options** page in this price list.
- F** Select glide option.  
**GFT** - Felt glides  
**GNY** - Nylon glides

## SPECIAL SERVICES

### Special Carton Marking

With specially marked information      N/C

**Shipping**  
Ships **assembled, FOB Sheboygan, WI 53081, freight prepaid.** Freight class 250.

Specifications and prices are subject to change without prior notice.


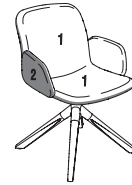
Cascha™ Guest Seating - With Arm

Guest Chair, With Arm, Wood Swivel Base



Cascha™ Guest Seating - With Arm

Guest Chair, With Arm, Wood Swivel Base

		MODEL NUMBER																		
		Basic Model	Non-Contrast or Fabric Contrast 1	Fabric Contrast 2	Wood Finish	Metal Finish	Glide Option	Approx. Packaged Weight	Grade C.O.M.	Grade C	Grade D	Grade E & C.O.L.	Grade F	Grade G	Grade H	Grade I	Grade J	Grade K	Grade L Leather	Grade M Leather
	<b>Guest Chair, With Arm, Wood Swivel Base, Non-Contrast</b> <ul style="list-style-type: none"><li>Fully upholstered with ash wood &amp; aluminum swivel base</li><li>Fixed height</li><li>Non-contrast C.O.M = 1.5 yds</li><li>Overall Dimensions: W=23.5" D=23.5" H=33.25"</li></ul>	CAM4KNN	<input type="checkbox"/> <input type="checkbox"/> <input type="checkbox"/> <input type="checkbox"/>		<input type="checkbox"/> <input type="checkbox"/>	<input type="checkbox"/> <input type="checkbox"/>	<input type="checkbox"/> <input type="checkbox"/> <input type="checkbox"/>	37.0#	\$ 1195	\$ 1269	\$ 1291	\$ 1312	\$ 1345	\$ 1378	\$ 1411	\$ 1462	\$ 1528	\$ 1629	\$ 1695	\$ 1828
CAM4K																				
	<b>Guest Chair, With Arm, Wood Swivel Base, Contrast</b> <ul style="list-style-type: none"><li>Fully upholstered with ash wood &amp; aluminum swivel base</li><li>Fixed height</li><li>1 = Top of Seat &amp; Inside Back (Fabric Contrast 1) C.O.M. = 1 yd</li><li>2 = Bottom of Seat &amp; Outside Back (Fabric Contrast 2) C.O.M. = 1 yd</li><li>Overall Dimensions: W=23.5" D=23.5" H=33.25"</li></ul>	CAM4KCN	<input type="checkbox"/> <input type="checkbox"/> <input type="checkbox"/> <input type="checkbox"/>	<input type="checkbox"/> <input type="checkbox"/> <input type="checkbox"/> <input type="checkbox"/>	<input type="checkbox"/> <input type="checkbox"/>	<input type="checkbox"/> <input type="checkbox"/>	<input type="checkbox"/> <input type="checkbox"/> <input type="checkbox"/>	37.0#	\$ 1225	\$ 1323	\$ 1353	\$ 1381	\$ 1425	\$ 1469	\$ 1513	\$ 1581	\$ 1669	\$ 1803	\$ 1891	\$ 2069
CAM4K																				
		<b>A</b>	<b>B</b>	<b>C</b>	<b>D</b>	<b>E</b>	<b>F</b>													

HOW TO ORDER

Indicate the following information on order form:

- Quantity of each item.
- Model number, including options. See “How To Build a Model Number”.
- Any special service required.

Note:

- The ☐ indicates that a choice is required.
- The absence of the ☐ indicates that no choice is required.
- Alpha-numeric characters in place of ☐ indicate that no other alternatives are available.

HOW TO BUILD A MODEL NUMBER

- A**Select basic model.
- B**Select non-contrast or fabric contrast 1. Refer to [ki.com/fabrics](#)
- C**Select fabric contrast 2. Refer to [ki.com/fabrics](#)
- D**Select wood finish.

AEB

- Eclipse Black on Ash

ANA

- Natural on Ash

ARY

- River Cherry on Ash

Refer to the **Product Color Options** page in this price list.
- E**Select metal finish.

BL

- Black

PA

- Polished Aluminum

Refer to the **Product Color Options** page in this price list.

- F**Select glide option.

GFT

- Felt glides; add \$15

GNY

- Nylon glides; add \$15

GNN

- No glides

SPECIAL SERVICES

Special Carton Marking

With specially marked information      N/C

**Shipping**  
Ships **assembled, FOB Sheboygan, WI 53081, freight prepaid.** Freight class 250.

Specifications and prices are subject to change without prior notice.



Cascha™ Guest Seating - With Arm

Guest Chair, With Arm, Wood Swivel Base, With Welting



Cascha™ Guest Seating - With Arm

Guest Chair, With Arm, Wood Swivel Base, With Welting

		MODEL NUMBER																			
		Basic Model	Non-Contrast or Fabric Contrast 1	Fabric Contrast 2	Welting Color	Wood Finish	Metal Finish	Glide Option	Approx. Packaged Weight	Grade C.O.M.	Grade C	Grade D	Grade E & C.O.L.	Grade F	Grade G	Grade H	Grade I	Grade J	Grade K	Grade L Leather	Grade M Leather
 CAM4K	<b>Guest Chair, With Arm, Wood Swivel Base, Non-Contrast, With Welting</b> <ul style="list-style-type: none"><li>Fully upholstered with ash wood &amp; aluminum swivel base</li><li>Includes 0.25" contrasting perimeter welt</li><li>Fixed height</li><li>Non-contrast C.O.M = 1.5 yds</li><li>Overall Dimensions: W=23.5" D=23.5" H=33.25"</li></ul>	CAM4KNP	<input type="checkbox"/> <input type="checkbox"/> <input type="checkbox"/> <input type="checkbox"/>		<input type="checkbox"/> <input type="checkbox"/> <input type="checkbox"/> <input type="checkbox"/>	<input type="checkbox"/> <input type="checkbox"/> <input type="checkbox"/>	<input type="checkbox"/> <input type="checkbox"/>	<input type="checkbox"/> <input type="checkbox"/> <input type="checkbox"/>	37.0#	\$ 1315	\$ 1389	\$ 1411	\$ 1432	\$ 1465	\$ 1498	\$ 1531	\$ 1582	\$ 1648	\$ 1749	\$ 1815	\$ 1948
 CAM4K	<b>Guest Chair, With Arm, Wood Swivel Base, Contrast, With Welting</b> <ul style="list-style-type: none"><li>Fully upholstered with ash wood &amp; aluminum swivel base</li><li>Includes 0.25" contrasting perimeter welt</li><li>Fixed height</li><li>1 = Top of Seat &amp; Inside Back (Fabric Contrast 1) C.O.M. = 1 yd</li><li>2 = Bottom of Seat &amp; Outside Back (Fabric Contrast 2) C.O.M. = 1 yd</li><li>Overall Dimensions: W=23.5" D=23.5" H=33.25"</li></ul>	CAM4KCP	<input type="checkbox"/> <input type="checkbox"/> <input type="checkbox"/> <input type="checkbox"/>	<input type="checkbox"/> <input type="checkbox"/> <input type="checkbox"/> <input type="checkbox"/>	<input type="checkbox"/> <input type="checkbox"/> <input type="checkbox"/> <input type="checkbox"/>	<input type="checkbox"/> <input type="checkbox"/> <input type="checkbox"/>	<input type="checkbox"/> <input type="checkbox"/>	<input type="checkbox"/> <input type="checkbox"/> <input type="checkbox"/>	37.0#	\$ 1345	\$ 1443	\$ 1473	\$ 1501	\$ 1545	\$ 1589	\$ 1633	\$ 1701	\$ 1789	\$ 1923	\$ 2011	\$ 2189
		<b>A</b>	<b>B</b>	<b>C</b>	<b>D</b>	<b>E</b>	<b>F</b>	<b>G</b>													

HOW TO ORDER

Indicate the following information on order form:

- Quantity of each item.
- Model number, including options. See "How To Build a Model Number".
- Any special service required.

Note:

- The ☐ indicates that a choice is required.
- The absence of the ☐ indicates that no choice is required.
- Alpha-numeric characters in place of ☐ indicate that no other alternatives are available.

HOW TO BUILD A MODEL NUMBER

- A**Select basic model.
- B**Select non-contrast or fabric contrast 1.  
Refer to **ki.com/fabrics**
- C**Select fabric contrast 2.  
Refer to **ki.com/fabrics**
- D**Select welting color.  
Refer to the **Product Color Options** page in this price list.
- E**Select wood finish.

AEB

- Eclipse Black on Ash

ANA

- Natural on Ash

ARY

- River Cherry on Ash

Refer to the **Product Color Options** page in this price list.
- F**Select metal finish.

BL

- Black

PA

- Polished Aluminum

Refer to the **Product Color Options** page in this price list.
- G**Select glide option.

GFT

- Felt glides; add \$15

GNY

- Nylon glides; add \$15

GNN

- No glides

SPECIAL SERVICES

Special Carton Marking

With specially marked information      N/C

Shipping

Ships **assembled, FOB Sheboygan, WI 53081, freight prepaid.** Freight class 250.

Specifications and prices are subject to change without prior notice.





# Cascha™ Stools - Armless

Stool, Armless, Metal Four-Leg Base, 24” High



# Cascha™ Stools - Armless

Stool, Armless, Metal Four-Leg Base, 24” High

MODEL		MODEL NUMBER																	
		Basic Model	Non-Contrast or Fabric Contrast 1	Fabric Contrast 2	Metal Finish	Glide Option	Approx. Packaged Weight	Grade C.O.M.	Grade C	Grade D	Grade E & C.O.L.	Grade F	Grade G	Grade H	Grade I	Grade J	Grade K	Grade L Leather	Grade M Leather
	<b>Stool, Armless, Metal Four-Leg Base, 24” High, Non-Contrast</b> <ul style="list-style-type: none"><li>Fully upholstered with steel legs</li><li>Fixed counter height</li><li>Non-contrast C.O.M = 1 yd</li><li>Overall Dimensions: W=19.5” D=21.25” H=37”</li></ul>	CAS4MNN24	<input type="checkbox"/> <input type="checkbox"/> <input type="checkbox"/> <input type="checkbox"/>		<input type="checkbox"/> <input type="checkbox"/>	<input type="checkbox"/> <input type="checkbox"/>	26.0#	\$ 745	\$ 794	\$ 809	\$ 823	\$ 845	\$ 867	\$ 889	\$ 923	\$ 967	\$ 1034	\$ 1078	\$ 1167
CAS4M																			
	<b>Stool, Armless, Metal Four-Leg Base, 24” High, Contrast</b> <ul style="list-style-type: none"><li>Fully upholstered with steel legs</li><li>Fixed counter height</li><li>1 = Top of Seat &amp; Inside Back (Fabric Contrast 1) C.O.M. = 0.5 yds</li><li>2 = Bottom of Seat &amp; Outside Back (Fabric Contrast 2) C.O.M. = 0.75 yds</li><li>Overall Dimensions: W=19.5” D=21.25” H=37”</li></ul>	CAS4MCN24	<input type="checkbox"/> <input type="checkbox"/> <input type="checkbox"/> <input type="checkbox"/>	<input type="checkbox"/> <input type="checkbox"/> <input type="checkbox"/> <input type="checkbox"/>	<input type="checkbox"/> <input type="checkbox"/>	<input type="checkbox"/> <input type="checkbox"/> <input type="checkbox"/>	26.0#	\$ 770	\$ 831	\$ 850	\$ 867	\$ 895	\$ 922	\$ 950	\$ 992	\$ 1047	\$ 1131	\$ 1186	\$ 1297
CAS4M																			
		<b>A</b>	<b>B</b>	<b>C</b>	<b>D</b>	<b>E</b>													

## HOW TO ORDER

Indicate the following information on order form:

- Quantity of each item.
- Model number, including options. See “How To Build a Model Number”.
- Any special service required.

Note:

- The ☐ indicates that a choice is required.
- The absence of the ☐ indicates that no choice is required.
- Alpha-numeric characters in place of ☐ indicate that no other alternatives are available.

## HOW TO BUILD A MODEL NUMBER

- A**Select basic model.
- B**Select non-contrast or fabric contrast 1. Refer to [ki.com/fabrics](https://ki.com/fabrics)
- C**Select fabric contrast 2. Refer to [ki.com/fabrics](https://ki.com/fabrics)
- D**Select metal finish.
- |           |              |
|-----------|--------------|
| <b>BL</b> | - Black      |
| <b>CH</b> | - Chrome     |
| <b>CG</b> | - Cool Grey  |
| <b>CO</b> | - Cottonwood |
| <b>WG</b> | - Warm Grey  |
- Refer to the **Product Color Options** page in this price list.
- E**Select glide option.
- |            |                |
|------------|----------------|
| <b>GFT</b> | - Felt glides  |
| <b>GNY</b> | - Nylon glides |

## SPECIAL SERVICES

### Special Carton Marking

With specially marked information      N/C

**Shipping**  
Ships **assembled, FOB Sheboygan, WI 53081, freight prepaid.** Freight class 250.

Specifications and prices are subject to change without prior notice.



Cascha™ Stools - Armless

Stool, Armless, Metal Four-Leg Base, 24” High, With Welting



Cascha™ Stools - Armless

Stool, Armless, Metal Four-Leg Base, 24” High, With Welting

		MODEL NUMBER																		
		Basic Model	Non-Contrast or Fabric Contrast 1	Fabric Contrast 2	Welting Color	Metal Finish	Glide Option	Approx. Packaged Weight	Grade C.O.M.	Grade C	Grade D	Grade E & C.O.L.	Grade F	Grade G	Grade H	Grade I	Grade J	Grade K	Grade L Leather	Grade M Leather
 CAS4M	<b>Stool, Armless, Metal Four-Leg Base, 24” High, Non-Contrast, With Welting</b> <ul style="list-style-type: none"><li>Fully upholstered with steel legs</li><li>Includes 0.25” contrasting perimeter welt</li><li>Fixed counter height</li><li>Non-contrast C.O.M = 1 yd</li><li>Overall Dimensions: W=19.5” D=21.25” H=37”</li></ul>	CAS4MNP24	<input type="checkbox"/> <input type="checkbox"/> <input type="checkbox"/> <input type="checkbox"/>		<input type="checkbox"/> <input type="checkbox"/> <input type="checkbox"/> <input type="checkbox"/>	<input type="checkbox"/> <input type="checkbox"/>	<input type="checkbox"/> <input type="checkbox"/>	26.0#	\$ 845	\$ 894	\$ 909	\$ 923	\$ 945	\$ 967	\$ 989	\$ 1023	\$ 1067	\$ 1134	\$ 1178	\$ 1267
 CAS4M	<b>Stool, Armless, Metal Four-Leg Base, 24” High, Contrast, With Welting</b> <ul style="list-style-type: none"><li>Fully upholstered with steel legs</li><li>Includes 0.25” contrasting perimeter welt</li><li>Fixed counter height</li><li>1 = Top of Seat &amp; Inside Back (Fabric Contrast 1) C.O.M. = 0.5 yds</li><li>2 = Bottom of Seat &amp; Outside Back (Fabric Contrast 2) C.O.M. = 0.75 yds</li><li>Overall Dimensions: W=19.5” D=21.25” H=37”</li></ul>	CAS4MCP24	<input type="checkbox"/> <input type="checkbox"/> <input type="checkbox"/> <input type="checkbox"/>	<input type="checkbox"/> <input type="checkbox"/> <input type="checkbox"/> <input type="checkbox"/>	<input type="checkbox"/> <input type="checkbox"/> <input type="checkbox"/> <input type="checkbox"/>	<input type="checkbox"/> <input type="checkbox"/>	<input type="checkbox"/> <input type="checkbox"/>	26.0#	\$ 870	\$ 932	\$ 950	\$ 968	\$ 995	\$ 1023	\$ 1050	\$ 1093	\$ 1148	\$ 1232	\$ 1287	\$ 1398
		<b>A</b>	<b>B</b>	<b>C</b>	<b>D</b>	<b>E</b>	<b>F</b>													

HOW TO ORDER

Indicate the following information on order form:

- Quantity of each item.
- Model number, including options. See “How To Build a Model Number”.
- Any special service required.

Note:

- The ☐ indicates that a choice is required.
- The absence of the ☐ indicates that no choice is required.
- Alpha-numeric characters in place of ☐ indicate that no other alternatives are available.

HOW TO BUILD A MODEL NUMBER

- A**Select basic model.
- B**Select non-contrast or fabric contrast 1.  
Refer to [ki.com/fabrics](#)
- C**Select fabric contrast 2.  
Refer to [ki.com/fabrics](#)
- D**Select welting color.  
Refer to the **Product Color Options** page in this price list.
- E**Select metal finish.

BL

- Black

CH

- Chrome

CG

- Cool Grey

CO

- Cottonwood

WG

- Warm Grey

Refer to the **Product Color Options** page in this price list.

- F**Select glide option.

GFT

- Felt glides

GNY

- Nylon glides

SPECIAL SERVICES

Special Carton Marking

With specially marked information

N/C

**Shipping**  
Ships **assembled, FOB Sheboygan, WI 53081, freight prepaid.** Freight class 250.

Specifications and prices are subject to change without prior notice.



# Cascha™ Stools - Armless

Stool, Armless, Metal Four-Leg Base, 30” High



# Cascha™ Stools - Armless

Stool, Armless, Metal Four-Leg Base, 30” High

		MODEL NUMBER																		
		Basic Model	Non-Contrast or Fabric Contrast 1	Fabric Contrast 2	Metal Finish	Glide Option	Approx. Packaged Weight	Grade C.O.M.	Grade C	Grade D	Grade E & C.O.L.	Grade F	Grade G	Grade H	Grade I	Grade J	Grade K	Grade L Leather	Grade M Leather	
	<b>Stool, Armless, Metal Four-Leg Base, 30" High, Non-Contrast</b> <ul style="list-style-type: none"><li>Fully upholstered with steel legs</li><li>Fixed cafe height</li><li>Non-contrast C.O.M = 1 yd</li><li>Overall Dimensions: W=19.5" D=21.25" H=42.75"</li></ul>	CAS4MNN30	<input type="checkbox"/> <input type="checkbox"/> <input type="checkbox"/>		<input type="checkbox"/> <input type="checkbox"/>	<input type="checkbox"/> <input type="checkbox"/>	25.0#	\$ 760	\$ 809	\$ 824	\$ 838	\$ 860	\$ 882	\$ 904	\$ 938	\$ 982	\$ 1049	\$ 1093	\$ 1182	
CAS4M																				
	<b>Stool, Armless, Metal Four-Leg Base, 30" High, Contrast</b> <ul style="list-style-type: none"><li>Fully upholstered with steel legs</li><li>Fixed cafe height</li><li>1 = Top of Seat &amp; Inside Back (Fabric Contrast 1) C.O.M. = 0.5 yds</li><li>2 = Bottom of Seat &amp; Outside Back (Fabric Contrast 2) C.O.M. = 0.75 yds</li><li>Overall Dimensions: W=19.5" D=21.25" H=42.75"</li></ul>	CAS4MCN30	<input type="checkbox"/> <input type="checkbox"/> <input type="checkbox"/> <input type="checkbox"/>	<input type="checkbox"/> <input type="checkbox"/> <input type="checkbox"/> <input type="checkbox"/>	<input type="checkbox"/> <input type="checkbox"/>	<input type="checkbox"/> <input type="checkbox"/>	25.0#	\$ 785	\$ 846	\$ 865	\$ 882	\$ 910	\$ 937	\$ 965	\$ 1007	\$ 1062	\$ 1146	\$ 1201	\$ 1312	
CAS4M																				
		<b>A</b>	<b>B</b>	<b>C</b>	<b>D</b>	<b>E</b>														

## HOW TO ORDER

Indicate the following information on order form:

- Quantity of each item.
- Model number, including options. See “How To Build a Model Number”.
- Any special service required.

Note:

- The ☐ indicates that a choice is required.
- The absence of the ☐ indicates that no choice is required.
- Alpha-numeric characters in place of ☐ indicate that no other alternatives are available.

## HOW TO BUILD A MODEL NUMBER

- A**Select basic model.
- B**Select non-contrast or fabric contrast 1.  
Refer to [ki.com/fabrics](#)
- C**Select fabric contrast 2.  
Refer to [ki.com/fabrics](#)
- D**Select metal finish.

<b>BL</b>	- Black
<b>CH</b>	- Chrome
<b>CG</b>	- Cool Grey
<b>CO</b>	- Cottonwood
<b>WG</b>	- Warm Grey

Refer to the **Product Color Options** page in this price list.
- E**Select glide option.

<b>GFT</b>	- Felt glides
<b>GNY</b>	- Nylon glides

## SPECIAL SERVICES

### Special Carton Marking

With specially marked information      N/C

### Shipping

Ships **assembled, FOB Sheboygan, WI 53081, freight prepaid.** Freight class 250.

Specifications and prices are subject to change without prior notice.



Cascha™ Stools - Armless

Stool, Armless, Metal Four-Leg Base, 30” High, With Welting



Cascha™ Stools - Armless

Stool, Armless, Metal Four-Leg Base, 30” High, With Welting

		MODEL NUMBER																			
		Basic Model	Non-Contrast or Fabric Contrast 1	Fabric Contrast 2	Fabric Contrast 2	Welting Color	Metal Finish	Glide Option	Approx. Packaged Weight	Grade C.O.M.	Grade C	Grade D	Grade E & C.O.L.	Grade F	Grade G	Grade H	Grade I	Grade J	Grade K	Grade L Leather	Grade M Leather
  CAS4M	<b>Stool, Armless, Metal Four-Leg Base, 30” High, Non-Contrast, With Welting</b> <ul style="list-style-type: none"><li>Fully upholstered with steel legs</li><li>Includes 0.25” contrasting perimeter welt</li><li>Fixed cafe height</li><li>Non-contrast C.O.M = 1 yd</li><li>Overall Dimensions: W=19.5” D=21.25” H=42.75”</li></ul>	CAS4MNP30	<input type="checkbox"/> <input type="checkbox"/> <input type="checkbox"/> <input type="checkbox"/>			<input type="checkbox"/> <input type="checkbox"/> <input type="checkbox"/> <input type="checkbox"/>	<input type="checkbox"/> <input type="checkbox"/>	<input type="checkbox"/> <input type="checkbox"/>	25.0#	\$ 860	\$ 909	\$ 924	\$ 938	\$ 960	\$ 982	\$ 1004	\$ 1038	\$ 1082	\$ 1149	\$ 1193	\$ 1282
  CAS4M	<b>Stool, Armless, Metal Four-Leg Base, 30” High, Contrast, With Welting</b> <ul style="list-style-type: none"><li>Fully upholstered with steel legs</li><li>Includes 0.25” contrasting perimeter welt</li><li>Fixed cafe height</li><li>1 = Top of Seat &amp; Inside Back (Fabric Contrast 1) C.O.M. = 0.5 yds</li><li>2 = Bottom of Seat &amp; Outside Back (Fabric Contrast 2) C.O.M. = 0.75 yds</li><li>Overall Dimensions: W=19.5” D=21.25” H=42.75”</li></ul>	CAS4MCP30	<input type="checkbox"/> <input type="checkbox"/> <input type="checkbox"/> <input type="checkbox"/>	<input type="checkbox"/> <input type="checkbox"/> <input type="checkbox"/> <input type="checkbox"/>	<input type="checkbox"/> <input type="checkbox"/> <input type="checkbox"/> <input type="checkbox"/>	<input type="checkbox"/> <input type="checkbox"/> <input type="checkbox"/> <input type="checkbox"/>	<input type="checkbox"/> <input type="checkbox"/>	<input type="checkbox"/> <input type="checkbox"/>	25.0#	\$ 885	\$ 946	\$ 965	\$ 982	\$ 1010	\$ 1037	\$ 1065	\$ 1107	\$ 1162	\$ 1246	\$ 1301	\$ 1412
		<b>A</b>	<b>B</b>	<b>C</b>	<b>D</b>	<b>E</b>	<b>F</b>	<b>G</b>													

HOW TO ORDER

Indicate the following information on order form:

- Quantity of each item.
- Model number, including options. See “How To Build a Model Number”.
- Any special service required.

Note:

- The ☐ indicates that a choice is required.
- The absence of the ☐ indicates that no choice is required.
- Alpha-numeric characters in place of ☐ indicate that no other alternatives are available.

HOW TO BUILD A MODEL NUMBER

- A**Select basic model.
- B**Select non-contrast or fabric contrast 1.  
Refer to [ki.com/fabrics](#)
- C**Select fabric contrast 2.  
Refer to [ki.com/fabrics](#)
- D**Select fabric contrast 2.  
Refer to [ki.com/fabrics](#)
- E**Select welting color.  
Refer to the **Product Color Options** page in this price list.
- F**Select metal finish.

BL

CH

CG

CO

WG

- Black

- Chrome

- Cool Grey

- Cottonwood

- Warm Grey

Refer to the **Product Color Options** page in this price list.

- G**Select glide option.

GFT

GNV

- Felt glides

- Nylon glides

SPECIAL SERVICES

Special Carton Marking

With specially marked informationN/C

**Shipping**  
Ships **assembled, FOB Sheboygan, WI 53081, freight prepaid.** Freight class 250.

Specifications and prices are subject to change without prior notice.



# Cascha™ Stools - Armless

Stool, Armless, Wood Four-Leg Base, 24” High



# Cascha™ Stools - Armless

Stool, Armless, Wood Four-Leg Base, 24” High

		MODEL NUMBER																		
		Basic Model	Non-Contrast or Fabric Contrast 1	Fabric Contrast 2	Wood Finish	Metal Finish	Glide Option	Approx. Packaged Weight	Grade C.O.M.	Grade C	Grade D	Grade E & C.O.L.	Grade F	Grade G	Grade H	Grade I	Grade J	Grade K	Grade L Leather	Grade M Leather
	<b>Stool, Armless, Wood Four-Leg Base, 24” High, Non-Contrast</b> <ul style="list-style-type: none"><li>Fully upholstered with ash wood legs &amp; steel foot ring</li><li>Fixed counter height</li><li>Non-contrast C.O.M = 1 yd</li><li>Overall Dimensions: W=19.5” D=21.25” H=37”</li></ul>	CAS4WNN24	<input type="checkbox"/> <input type="checkbox"/> <input type="checkbox"/>		<input type="checkbox"/> <input type="checkbox"/>	<input type="checkbox"/>	<input type="checkbox"/> <input type="checkbox"/>	27.0#	\$ 990	\$ 1039	\$ 1054	\$ 1068	\$ 1090	\$ 1112	\$ 1134	\$ 1168	\$ 1212	\$ 1279	\$ 1323	\$ 1412
CAS4W																				
	<b>Stool, Armless, Wood Four-Leg Base, 24” High, Contrast</b> <ul style="list-style-type: none"><li>Fully upholstered with ash wood legs &amp; steel foot ring</li><li>Fixed counter height</li><li>1 = Top of Seat &amp; Inside Back (Fabric Contrast 1) C.O.M. = 0.5 yds</li><li>2 = Bottom of Seat &amp; Outside Back (Fabric Contrast 2) C.O.M. = 0.75 yds</li><li>Overall Dimensions: W=19.5” D=21.25” H=37”</li></ul>	CAS4WCN24	<input type="checkbox"/> <input type="checkbox"/> <input type="checkbox"/>	<input type="checkbox"/> <input type="checkbox"/> <input type="checkbox"/>	<input type="checkbox"/> <input type="checkbox"/>	<input type="checkbox"/>	<input type="checkbox"/> <input type="checkbox"/>	27.0#	\$ 1015	\$ 1076	\$ 1095	\$ 1112	\$ 1140	\$ 1167	\$ 1195	\$ 1237	\$ 1292	\$ 1376	\$ 1431	\$ 1542
CAS4W																				
		<b>A</b>	<b>B</b>	<b>C</b>	<b>D</b>	<b>E</b>	<b>F</b>													

## HOW TO ORDER

- Indicate the following information on order form:
- Quantity of each item.
  - Model number, including options. See “How To Build a Model Number”.
  - Any special service required.

Note:

- The ☐ indicates that a choice is required.
- The absence of the ☐ indicates that no choice is required.
- Alpha-numeric characters in place of ☐ indicate that no other alternatives are available.

## HOW TO BUILD A MODEL NUMBER

- A** Select basic model.
- B** Select non-contrast or fabric contrast 1. Refer to [ki.com/fabrics](#)
- C** Select fabric contrast 2. Refer to [ki.com/fabrics](#)
- D** Select wood finish.
- |            |                        |
|------------|------------------------|
| <b>AEB</b> | - Eclipse Black on Ash |
| <b>ANA</b> | - Natural on Ash       |
| <b>ARY</b> | - River Cherry on Ash  |
- Refer to the **Product Color Options** page in this price list.
- E** Select metal finish.
- |           |              |
|-----------|--------------|
| <b>BL</b> | - Black      |
| <b>CH</b> | - Chrome     |
| <b>CG</b> | - Cool Grey  |
| <b>CO</b> | - Cottonwood |
| <b>WG</b> | - Warm Grey  |
- Refer to the **Product Color Options** page in this price list.

- F** Select glide option.
- |            |                          |
|------------|--------------------------|
| <b>GFT</b> | - Felt glides; add \$15  |
| <b>GNY</b> | - Nylon glides; add \$15 |
| <b>GNN</b> | - No glides              |

## SPECIAL SERVICES

### Special Carton Marking

With specially marked information      N/C

**Shipping**  
Ships **assembled, FOB Sheboygan, WI 53081, freight prepaid.** Freight class 250.

Specifications and prices are subject to change without prior notice.



# Cascha™ Stools - Armless

Stool, Armless, Wood Four-Leg Base, 24” High, With Welting



# Cascha™ Stools - Armless

Stool, Armless, Wood Four-Leg Base, 24” High, With Welting

		MODEL NUMBER																			
		Basic Model	Non-Contrast or Fabric Contrast 1	Fabric Contrast 2	Welting Color	Wood Finish	Metal Finish	Glide Option													
MODEL									Approx. Packaged Weight	Grade C.O.M.	Grade C	Grade D	Grade E & C.O.L.	Grade F	Grade G	Grade H	Grade I	Grade J	Grade K	Grade L Leather	Grade M Leather
  CAS4W	<b>Stool, Armless, Wood Four-Leg Base, 24" High, Non-Contrast, With Welting</b> <ul style="list-style-type: none"><li>Fully upholstered with ash wood legs &amp; steel foot ring</li><li>Includes 0.25" contrasting perimeter welt</li><li>Fixed counter height</li><li>Non-contrast C.O.M = 1 yd</li><li>Overall Dimensions: W=19.5" D=21.25" H=37"</li></ul>	CAS4WNP24	<input type="checkbox"/> <input type="checkbox"/> <input type="checkbox"/> <input type="checkbox"/>		<input type="checkbox"/> <input type="checkbox"/> <input type="checkbox"/> <input type="checkbox"/>	<input type="checkbox"/> <input type="checkbox"/> <input type="checkbox"/>	<input type="checkbox"/> <input type="checkbox"/>	<input type="checkbox"/> <input type="checkbox"/> <input type="checkbox"/>	27.0#	\$ 1090	\$ 1139	\$ 1154	\$ 1168	\$ 1190	\$ 1212	\$ 1234	\$ 1268	\$ 1312	\$ 1379	\$ 1423	\$ 1512
  CAS4W	<b>Stool, Armless, Wood Four-Leg Base, 24" High, Contrast, With Welting</b> <ul style="list-style-type: none"><li>Fully upholstered with ash wood legs &amp; steel foot ring</li><li>Includes 0.25" contrasting perimeter welt</li><li>Fixed counter height</li><li>1 = Top of Seat &amp; Inside Back (Fabric Contrast 1) C.O.M. = 0.5 yds</li><li>2 = Bottom of Seat &amp; Outside Back (Fabric Contrast 2) C.O.M. = 0.75 yds</li><li>Overall Dimensions: W=19.5" D=21.25" H=37"</li></ul>	CAS4WCP24	<input type="checkbox"/> <input type="checkbox"/> <input type="checkbox"/> <input type="checkbox"/>	<input type="checkbox"/> <input type="checkbox"/> <input type="checkbox"/> <input type="checkbox"/>	<input type="checkbox"/> <input type="checkbox"/> <input type="checkbox"/> <input type="checkbox"/>	<input type="checkbox"/> <input type="checkbox"/> <input type="checkbox"/>	<input type="checkbox"/> <input type="checkbox"/>	<input type="checkbox"/> <input type="checkbox"/> <input type="checkbox"/>	27.0#	\$ 1115	\$ 1176	\$ 1195	\$ 1212	\$ 1240	\$ 1267	\$ 1295	\$ 1337	\$ 1392	\$ 1476	\$ 1531	\$ 1642
		<b>A</b>	<b>B</b>	<b>C</b>	<b>D</b>	<b>E</b>	<b>F</b>	<b>G</b>													

## HOW TO ORDER

- Indicate the following information on order form:
- Quantity of each item.
  - Model number, including options. See “How To Build a Model Number”.
  - Any special service required.

Note:

- The ☐ indicates that a choice is required.
- The absence of the ☐ indicates that no choice is required.
- Alpha-numeric characters in place of ☐ indicate that no other alternatives are available.

## HOW TO BUILD A MODEL NUMBER

- A** Select basic model.
- B** Select non-contrast or fabric contrast 1. Refer to [ki.com/fabrics](https://ki.com/fabrics)
- C** Select fabric contrast 2. Refer to [ki.com/fabrics](https://ki.com/fabrics)
- D** Select welting color. Refer to the **Product Color Options** page in this price list.
- E** Select wood finish.  
**AEB** - Eclipse Black on Ash  
**ANA** - Natural on Ash  
**ARY** - River Cherry on Ash  
Refer to the **Product Color Options** page in this price list.
- F** Select metal finish.  
**BL** - Black  
**CH** - Chrome  
**CG** - Cool Grey

- CO** - Cottonwood  
**WG** - Warm Grey  
Refer to the **Product Color Options** page in this price list.
- G** Select glide option.  
**GFT** - Felt glides; add \$15  
**GNY** - Nylon glides; add \$15  
**GNN** - No glides

## SPECIAL SERVICES

### Special Carton Marking

With specially marked information N/C

**Shipping**  
Ships **assembled, FOB Sheboygan, WI 53081, freight prepaid.** Freight class 250.

Specifications and prices are subject to change without prior notice.



# Cascha™ Stools - Armless

Stool, Armless, Wood Four-Leg Base, 30" High



# Cascha™ Stools - Armless

Stool, Armless, Wood Four-Leg Base, 30" High

		MODEL NUMBER																		
		Basic Model	Non-Contrast or Fabric Contrast 1	Fabric Contrast 2	Wood Finish	Metal Finish	Glide Option	Approx. Packaged Weight	Grade C.O.M.	Grade C	Grade D	Grade E & C.O.L.	Grade F	Grade G	Grade H	Grade I	Grade J	Grade K	Grade L Leather	Grade M Leather
	<b>Stool, Armless, Wood Four-Leg Base, 30" High, Non-Contrast</b> <ul style="list-style-type: none"><li>Fully upholstered with ash wood legs &amp; steel foot ring</li><li>Fixed cafe height</li><li>Non-contrast C.O.M = 1 yd</li><li>Overall Dimensions: W=19.5" D=21.25" H=43"</li></ul>	CAS4WNN30	<input type="checkbox"/> <input type="checkbox"/> <input type="checkbox"/> <input type="checkbox"/>		<input type="checkbox"/> <input type="checkbox"/>	<input type="checkbox"/> <input type="checkbox"/>	<input type="checkbox"/> <input type="checkbox"/> <input type="checkbox"/>	26.0#	\$ 1005	\$ 1054	\$ 1069	\$ 1083	\$ 1105	\$ 1127	\$ 1149	\$ 1183	\$ 1227	\$ 1294	\$ 1338	\$ 1427
CAS4W																				
	<b>Stool, Armless, Wood Four-Leg Base, 30" High, Contrast</b> <ul style="list-style-type: none"><li>Fully upholstered with ash wood legs &amp; steel foot ring</li><li>Fixed cafe height</li><li>1 = Top of Seat &amp; Inside Back (Fabric Contrast 1) C.O.M. = 0.5 yds</li><li>2 = Bottom of Seat &amp; Outside Back (Fabric Contrast 2) C.O.M. = 0.75 yds</li><li>Overall Dimensions: W=19.5" D=21.25" H=43"</li></ul>	CAS4WCN30	<input type="checkbox"/> <input type="checkbox"/> <input type="checkbox"/> <input type="checkbox"/>	<input type="checkbox"/> <input type="checkbox"/> <input type="checkbox"/> <input type="checkbox"/>	<input type="checkbox"/> <input type="checkbox"/>	<input type="checkbox"/> <input type="checkbox"/>	<input type="checkbox"/> <input type="checkbox"/> <input type="checkbox"/>	26.0#	\$ 1030	\$ 1091	\$ 1110	\$ 1127	\$ 1155	\$ 1182	\$ 1210	\$ 1252	\$ 1307	\$ 1391	\$ 1446	\$ 1557
CAS4W																				
		<b>A</b>	<b>B</b>	<b>C</b>	<b>D</b>	<b>E</b>	<b>F</b>													

## HOW TO ORDER

- Indicate the following information on order form:
- Quantity of each item.
  - Model number, including options. See "How To Build a Model Number".
  - Any special service required.

Note:

- The ☐ indicates that a choice is required.
- The absence of the ☐ indicates that no choice is required.
- Alpha-numeric characters in place of ☐ indicate that no other alternatives are available.

## HOW TO BUILD A MODEL NUMBER

- A** Select basic model.
- B** Select non-contrast or fabric contrast 1. Refer to [ki.com/fabrics](https://ki.com/fabrics)
- C** Select fabric contrast 2. Refer to [ki.com/fabrics](https://ki.com/fabrics)
- D** Select wood finish.
- |            |                        |
|------------|------------------------|
| <b>AEB</b> | - Eclipse Black on Ash |
| <b>ANA</b> | - Natural on Ash       |
| <b>ARY</b> | - River Cherry on Ash  |
- Refer to the **Product Color Options** page in this price list.
- E** Select metal finish.
- |           |              |
|-----------|--------------|
| <b>BL</b> | - Black      |
| <b>CH</b> | - Chrome     |
| <b>CG</b> | - Cool Grey  |
| <b>CO</b> | - Cottonwood |
| <b>WG</b> | - Warm Grey  |
- Refer to the **Product Color Options** page in this price list.

- F** Select glide option.
- |            |                          |
|------------|--------------------------|
| <b>GFT</b> | - Felt glides; add \$15  |
| <b>GNY</b> | - Nylon glides; add \$15 |
| <b>GNN</b> | - No glides              |

## SPECIAL SERVICES

### Special Carton Marking

With specially marked information      N/C

### Shipping

Ships **assembled, FOB Sheboygan, WI 53081, freight prepaid.** Freight class 250.

Specifications and prices are subject to change without prior notice.





# Cascha™ Stools - Armless

Stool, Armless, Wood Four-Leg Base, 30” High, With Welt



# Cascha™ Stools - Armless

Stool, Armless, Wood Four-Leg Base, 30” High, With Welt

		MODEL NUMBER																				
		Basic Model	Non-Contrast or Fabric Contrast 1	Fabric Contrast 2	Welting Color	Wood Finish	Metal Finish	Glide Option														
MODEL									Approx. Packaged Weight	Grade C.O.M.	Grade C	Grade D	Grade E & C.O.L.	Grade F	Grade G	Grade H	Grade I	Grade J	Grade K	Grade L Leather	Grade M Leather	
 CAS4W	<b>Stool, Armless, Wood Four-Leg Base, 30" High, Non-Contrast, With Welting</b> <ul style="list-style-type: none"><li>Fully upholstered with ash wood legs &amp; steel foot ring</li><li>Includes 0.25" contrasting perimeter welt</li><li>Fixed cafe height</li><li>Non-contrast C.O.M = 1 yd</li><li>Overall Dimensions: W=19.5" D=21.25" H=43"</li></ul>	CAS4WNP30	<input type="checkbox"/> <input type="checkbox"/> <input type="checkbox"/> <input type="checkbox"/>		<input type="checkbox"/> <input type="checkbox"/> <input type="checkbox"/> <input type="checkbox"/>	<input type="checkbox"/> <input type="checkbox"/> <input type="checkbox"/>	<input type="checkbox"/> <input type="checkbox"/>	<input type="checkbox"/> <input type="checkbox"/> <input type="checkbox"/>	26.0#	\$ 1105	\$ 1154	\$ 1169	\$ 1183	\$ 1205	\$ 1227	\$ 1249	\$ 1283	\$ 1327	\$ 1394	\$ 1438	\$ 1527	
 CAS4W	<b>Stool, Armless, Wood Four-Leg Base, 30" High, Contrast, With Welting</b> <ul style="list-style-type: none"><li>Fully upholstered with ash wood legs &amp; steel foot ring</li><li>Includes 0.25" contrasting perimeter welt</li><li>Fixed cafe height</li><li>1 = Top of Seat &amp; Inside Back (Fabric Contrast 1) C.O.M. = 0.5 yds</li><li>2 = Bottom of Seat &amp; Outside Back (Fabric Contrast 2) C.O.M. = 0.75 yds</li><li>Overall Dimensions: W=19.5" D=21.25" H=43"</li></ul>	CAS4WCP30	<input type="checkbox"/> <input type="checkbox"/> <input type="checkbox"/> <input type="checkbox"/>	<input type="checkbox"/> <input type="checkbox"/> <input type="checkbox"/> <input type="checkbox"/>	<input type="checkbox"/> <input type="checkbox"/> <input type="checkbox"/> <input type="checkbox"/>	<input type="checkbox"/> <input type="checkbox"/> <input type="checkbox"/>	<input type="checkbox"/> <input type="checkbox"/>	<input type="checkbox"/> <input type="checkbox"/> <input type="checkbox"/>	26.0#	\$ 1130	\$ 1191	\$ 1210	\$ 1227	\$ 1255	\$ 1282	\$ 1310	\$ 1352	\$ 1407	\$ 1491	\$ 1546	\$ 1657	
		<b>A</b>	<b>B</b>	<b>C</b>	<b>D</b>	<b>E</b>	<b>F</b>	<b>G</b>														

## HOW TO ORDER

Indicate the following information on order form:

- Quantity of each item.
- Model number, including options. See “How To Build a Model Number”.
- Any special service required.

Note:

- The ☐ indicates that a choice is required.
- The absence of the ☐ indicates that no choice is required.
- Alpha-numeric characters in place of ☐ indicate that no other alternatives are available.

## HOW TO BUILD A MODEL NUMBER

- A**Select basic model.
- B**Select non-contrast or fabric contrast 1. Refer to [ki.com/fabrics](#)
- C**Select fabric contrast 2. Refer to [ki.com/fabrics](#)
- D**Select welting color. Refer to the **Product Color Options** page in this price list.
- E**Select wood finish.  
**AEB** - Eclipse Black on Ash  
**ANA** - Natural on Ash  
**ARY** - River Cherry on Ash  
Refer to the **Product Color Options** page in this price list.
- F**Select metal finish.  
**BL** - Black  
**CH** - Chrome  
**CG** - Cool Grey

- CO** - Cottonwood  
**WG** - Warm Grey  
Refer to the **Product Color Options** page in this price list.
- G**Select glide option.  
**GFT** - Felt glides; add \$15  
**GNY** - Nylon glides; add \$15  
**GNN** - No glides

## SPECIAL SERVICES

### Special Carton Marking

With specially marked information N/C

**Shipping**  
Ships **assembled, FOB Sheboygan, WI 53081, freight prepaid.** Freight class 250.

Specifications and prices are subject to change without prior notice.



# Cascha™ Stools - Armless

Stool, Armless, Height Adjustable, Metal Swivel Pedestal Base



# Cascha™ Stools - Armless

Stool, Armless, Height Adjustable, Metal Swivel Pedestal Base

		MODEL NUMBER																
		Basic Model	Non-Contrast or Fabric Contrast 1	Fabric Contrast 2	Metal Finish	Approx. Packaged Weight	Grade C.O.M.	Grade C	Grade D	Grade E & C.O.L.	Grade F	Grade G	Grade H	Grade I	Grade J	Grade K	Grade L Leather	Grade M Leather
 CASPD	<b>Stool, Armless, Height Adjustable, Metal Swivel Pedestal Base, Non-Contrast</b> <ul style="list-style-type: none"><li>Fully upholstered steel swivel pedestal base</li><li>Height Adjustable - nominal seat height range is 20 to 29.5"</li><li>Non-contrast C.O.M = 1 yd</li><li>Overall Dimensions: W=19.5" D=21.25" H=32.25 to 41.75"</li></ul>	CASPDNN	□□□□		□□	43.0#	\$ 970	\$ 1019	\$ 1034	\$ 1048	\$ 1070	\$ 1092	\$ 1114	\$ 1148	\$ 1192	\$ 1259	\$ 1303	\$ 1392
 CASPD	<b>Stool, Armless, Height Adjustable, Metal Swivel Pedestal Base, Contrast</b> <ul style="list-style-type: none"><li>Fully upholstered steel swivel pedestal base</li><li>Height Adjustable - nominal seat height range is 20 to 29.5"</li><li>1 = Top of Seat &amp; Inside Back (Fabric Contrast 1) C.O.M. = 0.5 yds</li><li>2 = Bottom of Seat &amp; Outside Back (Fabric Contrast 2) C.O.M. = 0.75 yds</li><li>Overall Dimensions: W=19.5" D=21.25" H=32.25 to 41.75"</li></ul>	CASPDNC	□□□□	□□□□	□□	43.0#	\$ 995	\$ 1057	\$ 1075	\$ 1093	\$ 1120	\$ 1148	\$ 1175	\$ 1218	\$ 1273	\$ 1357	\$ 1412	\$ 1523
		<b>A</b>	<b>B</b>	<b>C</b>	<b>D</b>													

## HOW TO ORDER

- Indicate the following information on order form:
- Quantity of each item.
  - Model number, including options. See "How To Build a Model Number".
  - Any special service required.

Note:

- The ☐ indicates that a choice is required.
- The absence of the ☐ indicates that no choice is required.
- Alpha-numeric characters in place of ☐ indicate that no other alternatives are available.

## HOW TO BUILD A MODEL NUMBER

- A** Select basic model.
- B** Select non-contrast or fabric contrast 1. Refer to [ki.com/fabrics](https://ki.com/fabrics)
- C** Select fabric contrast 2. Refer to [ki.com/fabrics](https://ki.com/fabrics)
- D** Select metal finish.
- |           |              |
|-----------|--------------|
| <b>BL</b> | - Black      |
| <b>CH</b> | - Chrome     |
| <b>CG</b> | - Cool Grey  |
| <b>CO</b> | - Cottonwood |
| <b>WG</b> | - Warm Grey  |
- Refer to the **Product Color Options** page in this price list.

## SPECIAL SERVICES

### Special Carton Marking

With specially marked information      N/C

**Shipping**  
Ships **assembled, FOB Sheboygan, WI 53081, freight prepaid.** Freight class 175.

Specifications and prices are subject to change without prior notice.



# Cascha™ Stools - Armless

Stool, Armless, Height Adjustable, Metal Swivel Pedestal Base, With Welting



# Cascha™ Stools - Armless

Stool, Armless, Height Adjustable, Metal Swivel Pedestal Base, With Welting

		MODEL NUMBER																			
		Basic Model	Non-Contrast or Fabric Contrast 1	Fabric Contrast 2	Welting Color	Metal Finish	Approx. Packaged Weight	Grade C.O.M.		Grade C	Grade D	Grade E & C.O.L.	Grade F	Grade G	Grade H	Grade I	Grade J	Grade K	Grade L Leather	Grade M Leather	
 CASPD	<b>MODEL</b>	CASPDNP	□□□□		□□□□	□□	43.0#	\$ 1070		\$ 1119	\$ 1134	\$ 1148	\$ 1170	\$ 1192	\$ 1214	\$ 1248	\$ 1292	\$ 1359	\$ 1403	\$ 1492	
 CASPD	<b>MODEL</b>	CASPDPC	□□□□	□□□□	□□□□	□□	43.0#	\$ 1095		\$ 1156	\$ 1175	\$ 1193	\$ 1220	\$ 1248	\$ 1275	\$ 1318	\$ 1373	\$ 1456	\$ 1511	\$ 1623	
		<b>A</b>	<b>B</b>	<b>C</b>	<b>D</b>	<b>E</b>															

## HOW TO ORDER

Indicate the following information on order form:

- Quantity of each item.
- Model number, including options. See “How To Build a Model Number”.
- Any special service required.

Note:

- The □ indicates that a choice is required.
- The absence of the □ indicates that no choice is required.
- Alpha-numeric characters in place of □ indicate that no other alternatives are available.

## HOW TO BUILD A MODEL NUMBER

- A**Select basic model.
- B**Select non-contrast or fabric contrast 1. Refer to [ki.com/fabrics](#)
- C**Select fabric contrast 2. Refer to [ki.com/fabrics](#)
- D**Select welting color. Refer to the **Product Color Options** page in this price list.
- E**Select metal finish.

<b>BL</b>	- Black
<b>CH</b>	- Chrome
<b>CG</b>	- Cool Grey
<b>CO</b>	- Cottonwood
<b>WG</b>	- Warm Grey

Refer to the **Product Color Options** page in this price list.

## SPECIAL SERVICES

### Special Carton Marking

With specially marked information      N/C

**Shipping**  
Ships **assembled, FOB Sheboygan, WI 53081, freight prepaid.** Freight class 175.

Specifications and prices are subject to change without prior notice.



# Cascha™ Stools - With Arm

Stool, With Arm, Metal Four-Leg Base, 24” High



# Cascha™ Stools - With Arm

Stool, With Arm, Metal Four-Leg Base, 24” High

MODEL		MODEL NUMBER																	
		Basic Model	Non-Contrast or Fabric Contrast 1	Fabric Contrast 2	Metal Finish	Glide Option	Approx. Packaged Weight	Grade C.O.M.	Grade C	Grade D	Grade E & C.O.L.	Grade F	Grade G	Grade H	Grade I	Grade J	Grade K	Grade L Leather	Grade M Leather
	<b>Stool, With Arm, Metal Four-Leg Base, 24” High, Non-Contrast</b> <ul style="list-style-type: none"><li>Fully upholstered with steel legs</li><li>Fixed counter height</li><li>Non-contrast C.O.M = 1.25 yds</li><li>Overall Dimensions: W=23.5” D=21.25” H=37”</li></ul>	CAR4MNN24	<input type="checkbox"/> <input type="checkbox"/> <input type="checkbox"/> <input type="checkbox"/>		<input type="checkbox"/> <input type="checkbox"/>	<input type="checkbox"/> <input type="checkbox"/>	31.0#	\$ 920	\$ 981	\$ 1000	\$ 1017	\$ 1045	\$ 1072	\$ 1100	\$ 1142	\$ 1197	\$ 1281	\$ 1336	\$ 1447
CAR4M																			
	<b>Stool, With Arm, Metal Four-Leg Base, 24” High, Contrast</b> <ul style="list-style-type: none"><li>Fully upholstered with steel legs</li><li>Fixed counter height</li><li>1 = Top of Seat &amp; Inside Back (Fabric Contrast 1) C.O.M. = 1 yd</li><li>2 = Bottom of Seat &amp; Outside Back (Fabric Contrast 2) C.O.M. = 0.75 yds</li><li>Overall Dimensions: W=23.5” D=21.25” H=37”</li></ul>	CAR4MCN24	<input type="checkbox"/> <input type="checkbox"/> <input type="checkbox"/> <input type="checkbox"/>	<input type="checkbox"/> <input type="checkbox"/> <input type="checkbox"/> <input type="checkbox"/>	<input type="checkbox"/> <input type="checkbox"/>	<input type="checkbox"/> <input type="checkbox"/> <input type="checkbox"/>	31.0#	\$ 950	\$ 1036	\$ 1062	\$ 1086	\$ 1125	\$ 1163	\$ 1202	\$ 1261	\$ 1338	\$ 1456	\$ 1533	\$ 1688
CAR4M																			
		<b>A</b>	<b>B</b>	<b>C</b>	<b>D</b>	<b>E</b>													

## HOW TO ORDER

- Indicate the following information on order form:
- Quantity of each item.
  - Model number, including options. See “How To Build a Model Number”.
  - Any special service required.

Note:

- The ☐ indicates that a choice is required.
- The absence of the ☐ indicates that no choice is required.
- Alpha-numeric characters in place of ☐ indicate that no other alternatives are available.

## HOW TO BUILD A MODEL NUMBER

- A** Select basic model.
- B** Select non-contrast or fabric contrast 1. Refer to [ki.com/fabrics](https://ki.com/fabrics)
- C** Select fabric contrast 2. Refer to [ki.com/fabrics](https://ki.com/fabrics)
- D** Select metal finish.
- |           |              |
|-----------|--------------|
| <b>BL</b> | - Black      |
| <b>CH</b> | - Chrome     |
| <b>CG</b> | - Cool Grey  |
| <b>CO</b> | - Cottonwood |
| <b>WG</b> | - Warm Grey  |
- Refer to the **Product Color Options** page in this price list.
- E** Select glide option.
- |            |                |
|------------|----------------|
| <b>GFT</b> | - Felt glides  |
| <b>GNY</b> | - Nylon glides |



# Cascha™ Stools - With Arm

Stool, With Arm, Metal Four-Leg Base, 24” High, With Welting



# Cascha™ Stools - With Arm

Stool, With Arm, Metal Four-Leg Base, 24” High, With Welting

		MODEL NUMBER																			
		Basic Model	Non-Contrast or Fabric Contrast 1	Fabric Contrast 2	Welting Color	Metal Finish	Glide Option	Approx. Packaged Weight	Grade C.O.M.	Grade C	Grade D	Grade E & C.O.L.	Grade F	Grade G	Grade H	Grade I	Grade J	Grade K	Grade L Leather	Grade M Leather	
 CAR4M	<b>Stool, With Arm, Metal Four-Leg Base, 24” High, Non-Contrast, With Welting</b> <ul style="list-style-type: none"><li>Fully upholstered with steel legs</li><li>Includes 0.25” contrasting perimeter welt</li><li>Fixed counter height</li><li>Non-contrast C.O.M = 1.25 yds</li><li>Overall Dimensions: W=23.5” D=21.25” H=37”</li></ul>	CAR4MNP24	□□□□		□□□□	□□	□□□	31.0#	\$ 1040	\$ 1101	\$ 1120	\$ 1138	\$ 1165	\$ 1193	\$ 1220	\$ 1263	\$ 1318	\$ 1401	\$ 1456	\$ 1568	
 CAR4M	<b>Stool, With Arm, Metal Four-Leg Base, 24” High, Contrast, With Welting</b> <ul style="list-style-type: none"><li>Fully upholstered with steel legs</li><li>Includes 0.25” contrasting perimeter welt</li><li>Fixed counter height</li><li>1 = Top of Seat &amp; Inside Back (Fabric Contrast 1) C.O.M. = 1 yd</li><li>2 = Bottom of Seat &amp; Outside Back (Fabric Contrast 2) C.O.M. = 0.75 yds</li><li>Overall Dimensions: W=23.5” D=21.25” H=37”</li></ul>	CAR4MCP24	□□□□	□□□□	□□□□	□□	□□□	31.0#	\$ 1070	\$ 1156	\$ 1182	\$ 1207	\$ 1245	\$ 1284	\$ 1322	\$ 1382	\$ 1459	\$ 1576	\$ 1653	\$ 1809	
		<b>A</b>	<b>B</b>	<b>C</b>	<b>D</b>	<b>E</b>	<b>F</b>														

## HOW TO ORDER

Indicate the following information on order form:

- Quantity of each item.
- Model number, including options. See “How To Build a Model Number”.
- Any special service required.

Note:

- The ☐ indicates that a choice is required.
- The absence of the ☐ indicates that no choice is required.
- Alpha-numeric characters in place of ☐ indicate that no other alternatives are available.

## HOW TO BUILD A MODEL NUMBER

- A**Select basic model.
- B**Select non-contrast or fabric contrast 1.  
Refer to [ki.com/fabrics](https://ki.com/fabrics)
- C**Select fabric contrast 2.  
Refer to [ki.com/fabrics](https://ki.com/fabrics)
- D**Select welting color.  
Refer to the **Product Color Options** page in this price list.
- E**Select metal finish.

BL

- Black

CH

- Chrome

CG

- Cool Grey

CO

- Cottonwood

WG

- Warm Grey

Refer to the **Product Color Options** page in this price list.
- F**Select glide option.

GFT

- Felt glides

GNV

- Nylon glides



# Cascha™ Stools - With Arm

Stool, With Arm, Metal Four-Leg Base, 30” High



# Cascha™ Stools - With Arm

Stool, With Arm, Metal Four-Leg Base, 30” High

		MODEL NUMBER																		
		Basic Model	Non-Contrast or Fabric Contrast 1	Fabric Contrast 2	Metal Finish	Glide Option	Approx. Packaged Weight	Grade C.O.M.	Grade C	Grade D	Grade E & C.O.L.	Grade F	Grade G	Grade H	Grade I	Grade J	Grade K	Grade L Leather	Grade M Leather	
 CAR4M	<b>Stool, With Arm, Metal Four-Leg Base, 30” High, Non-Contrast</b> <ul style="list-style-type: none"><li>Fully upholstered with ash wood legs &amp; steel foot ring</li><li>Fixed cafe height</li><li>Non-contrast C.O.M = 1.25 yds</li><li>Overall Dimensions: W=23.5” D=21.25” H=42.75”</li></ul>	CAR4MNN30	<input type="checkbox"/> <input type="checkbox"/> <input type="checkbox"/> <input type="checkbox"/>		<input type="checkbox"/> <input type="checkbox"/>	<input type="checkbox"/> <input type="checkbox"/>	30.0#	\$ 935	\$ 997	\$ 1015	\$ 1033	\$ 1060	\$ 1088	\$ 1115	\$ 1158	\$ 1213	\$ 1297	\$ 1352	\$ 1463	
 CAR4M	<b>Stool, With Arm, Metal Four-Leg Base, 30” High, Contrast</b> <ul style="list-style-type: none"><li>Fully upholstered with ash wood legs &amp; steel foot ring</li><li>Fixed cafe height</li><li>1 = Top of Seat &amp; Inside Back (Fabric Contrast 1) C.O.M. = 1 yd</li><li>2 = Bottom of Seat &amp; Outside Back (Fabric Contrast 2) C.O.M. = 0.75 yds</li><li>Overall Dimensions: W=23.5” D=21.25” H=42.75”</li></ul>	CAR4MCN30	<input type="checkbox"/> <input type="checkbox"/> <input type="checkbox"/> <input type="checkbox"/>	<input type="checkbox"/> <input type="checkbox"/> <input type="checkbox"/> <input type="checkbox"/>	<input type="checkbox"/> <input type="checkbox"/>	<input type="checkbox"/> <input type="checkbox"/> <input type="checkbox"/>	30.0#	\$ 965	\$ 1051	\$ 1077	\$ 1102	\$ 1140	\$ 1179	\$ 1217	\$ 1277	\$ 1354	\$ 1471	\$ 1548	\$ 1704	
		<b>A</b>	<b>B</b>	<b>C</b>	<b>D</b>	<b>E</b>														

## HOW TO ORDER

- Indicate the following information on order form:
- Quantity of each item.
  - Model number, including options. See “How To Build a Model Number”.
  - Any special service required.

Note:

- The ☐ indicates that a choice is required.
- The absence of the ☐ indicates that no choice is required.
- Alpha-numeric characters in place of ☐ indicate that no other alternatives are available.

## HOW TO BUILD A MODEL NUMBER

- A** Select basic model.
- B** Select non-contrast or fabric contrast 1.  
Refer to [ki.com/fabrics](https://ki.com/fabrics)
- C** Select fabric contrast 2.  
Refer to [ki.com/fabrics](https://ki.com/fabrics)
- D** Select metal finish.
- |           |              |
|-----------|--------------|
| <b>BL</b> | - Black      |
| <b>CH</b> | - Chrome     |
| <b>CG</b> | - Cool Grey  |
| <b>CO</b> | - Cottonwood |
| <b>WG</b> | - Warm Grey  |
- Refer to the **Product Color Options** page in this price list.
- E** Select glide option.
- |            |                |
|------------|----------------|
| <b>GFT</b> | - Felt glides  |
| <b>GNY</b> | - Nylon glides |



# Cascha™ Stools - With Arm

Stool, With Arm, Metal Four-Leg Base, 30” High, With Welting



# Cascha™ Stools - With Arm

Stool, With Arm, Metal Four-Leg Base, 30” High, With Welting

		MODEL NUMBER																		
		Basic Model	Non-Contrast or Fabric Contrast 1	Fabric Contrast 2	Welting Color	Metal Finish	Glide Option	Approx. Packaged Weight	Grade C.O.M.	Grade C	Grade D	Grade E & C.O.L.	Grade F	Grade G	Grade H	Grade I	Grade J	Grade K	Grade L Leather	Grade M Leather
 CAR4M	<b>Stool, With Arm, Metal Four-Leg Base, 30” High, Non-Contrast, With Welting</b> <ul style="list-style-type: none"><li>Fully upholstered with ash wood legs &amp; steel foot ring</li><li>Includes 0.25” contrasting perimeter welt</li><li>Fixed cafe height</li><li>Non-contrast C.O.M = 1.25 yd</li><li>Overall Dimensions: W=23.5” D=21.25” H=42.75”</li></ul>	CAR4MNP30	<input type="checkbox"/> <input type="checkbox"/> <input type="checkbox"/> <input type="checkbox"/>		<input type="checkbox"/> <input type="checkbox"/> <input type="checkbox"/> <input type="checkbox"/>	<input type="checkbox"/> <input type="checkbox"/>	<input type="checkbox"/> <input type="checkbox"/>	30.0#	\$ 1055	\$ 1117	\$ 1135	\$ 1153	\$ 1180	\$ 1208	\$ 1235	\$ 1278	\$ 1333	\$ 1417	\$ 1472	\$ 1583
 CAR4M	<b>Stool, Arm, Metal Four-Leg Base, 30” High, Contrast, With Welting</b> <ul style="list-style-type: none"><li>Fully upholstered with ash wood legs &amp; steel foot ring</li><li>Includes 0.25” contrasting perimeter welt</li><li>Fixed cafe height</li><li>1 = Top of Seat &amp; Inside Back (Fabric Contrast 1) C.O.M. = 1 yd</li><li>2 = Bottom of Seat &amp; Outside Back (Fabric Contrast 2) C.O.M. = 0.75 yds</li><li>Overall Dimensions: W=23.5” D=21.25” H=42.75”</li></ul>	CAR4MCP30	<input type="checkbox"/> <input type="checkbox"/> <input type="checkbox"/> <input type="checkbox"/>	<input type="checkbox"/> <input type="checkbox"/> <input type="checkbox"/> <input type="checkbox"/>	<input type="checkbox"/> <input type="checkbox"/> <input type="checkbox"/> <input type="checkbox"/>	<input type="checkbox"/> <input type="checkbox"/>	<input type="checkbox"/> <input type="checkbox"/>	30.0#	\$ 1085	\$ 1171	\$ 1197	\$ 1222	\$ 1260	\$ 1299	\$ 1337	\$ 1397	\$ 1474	\$ 1591	\$ 1668	\$ 1824
		<b>A</b>	<b>B</b>	<b>C</b>	<b>D</b>	<b>E</b>	<b>F</b>													

## HOW TO ORDER

Indicate the following information on order form:

- Quantity of each item.
- Model number, including options. See “How To Build a Model Number”.
- Any special service required.

Note:

- The ☐ indicates that a choice is required.
- The absence of the ☐ indicates that no choice is required.
- Alpha-numeric characters in place of ☐ indicate that no other alternatives are available.

## HOW TO BUILD A MODEL NUMBER

- A**Select basic model.
- B**Select non-contrast or fabric contrast 1.  
Refer to [ki.com/fabrics](#)
- C**Select fabric contrast 2.  
Refer to [ki.com/fabrics](#)
- D**Select welting color.  
Refer to the **Product Color Options** page in this price list.
- E**Select metal finish.

BL

- Black

CH

- Chrome

CG

- Cool Grey

CO

- Cottonwood

WG

- Warm Grey

Refer to the **Product Color Options** page in this price list.

- F**Select glide option.

GFT

- Felt glides

GNY

- Nylon glides





# Cascha™ Stools - With Arm

Stool, With Arm, Wood Four-Leg Base, 24” High



# Cascha™ Stools - With Arm

Stool, With Arm, Wood Four-Leg Base, 24” High

MODEL		MODEL NUMBER																		
		Basic Model	Non-Contrast or Fabric Contrast 1	Fabric Contrast 2	Wood Finish	Metal Finish	Glide Option	Approx. Packaged Weight	Grade C.O.M.	Grade C	Grade D	Grade E & C.O.L.	Grade F	Grade G	Grade H	Grade I	Grade J	Grade K	Grade L Leather	Grade M Leather
	<b>Stool, With Arm, Wood Four-Leg Base, 24” High, Non-Contrast</b> <ul style="list-style-type: none"><li>Fully upholstered with ash wood legs &amp; steel foot ring</li><li>Fixed counter height</li><li>Non-contrast C.O.M = 1.25 yds</li><li>Overall Dimensions: W=23.5” D=21.25” H=37”</li></ul>	CAR4WNN24	<input type="checkbox"/> <input type="checkbox"/> <input type="checkbox"/> <input type="checkbox"/>		<input type="checkbox"/> <input type="checkbox"/>	<input type="checkbox"/> <input type="checkbox"/>	<input type="checkbox"/> <input type="checkbox"/> <input type="checkbox"/>	32.0#	\$ 1165	\$ 1226	\$ 1245	\$ 1262	\$ 1290	\$ 1317	\$ 1345	\$ 1387	\$ 1442	\$ 1526	\$ 1581	\$ 1692
CAR4W																				
	<b>Stool, With Arm, Wood Four-Leg Base, 24” High, Contrast</b> <ul style="list-style-type: none"><li>Fully upholstered with ash wood legs &amp; steel foot ring</li><li>Fixed counter height</li><li>1 = Top of Seat &amp; Inside Back (Fabric Contrast 1) C.O.M. = 1 yd</li><li>2 = Bottom of Seat &amp; Outside Back (Fabric Contrast 2) C.O.M. = 0.75 yds</li><li>Overall Dimensions: W=23.5” D=21.25” H=37”</li></ul>	CAR4WCN24	<input type="checkbox"/> <input type="checkbox"/> <input type="checkbox"/> <input type="checkbox"/>	<input type="checkbox"/> <input type="checkbox"/> <input type="checkbox"/> <input type="checkbox"/>	<input type="checkbox"/> <input type="checkbox"/>	<input type="checkbox"/> <input type="checkbox"/>	<input type="checkbox"/> <input type="checkbox"/> <input type="checkbox"/>	32.0#	\$ 1195	\$ 1281	\$ 1307	\$ 1331	\$ 1370	\$ 1408	\$ 1447	\$ 1506	\$ 1583	\$ 1701	\$ 1778	\$ 1933
CAR4W																				
		<b>A</b>	<b>B</b>	<b>C</b>	<b>D</b>	<b>E</b>	<b>F</b>													

## HOW TO ORDER

- Indicate the following information on order form:
- Quantity of each item.
  - Model number, including options. See “How To Build a Model Number”.
  - Any special service required.

Note:



- The ☐ indicates that a choice is required.
- The absence of the ☐ indicates that no choice is required.
- Alpha-numeric characters in place of ☐ indicate that no other alternatives are available.

## HOW TO BUILD A MODEL NUMBER

- A** Select basic model.
- B** Select non-contrast or fabric contrast 1. Refer to [ki.com/fabrics](#)
- C** Select fabric contrast 2. Refer to [ki.com/fabrics](#)
- D** Select wood finish.
- |            |                        |
|------------|------------------------|
| <b>AEB</b> | - Eclipse Black on Ash |
| <b>ANA</b> | - Natural on Ash       |
| <b>ARY</b> | - River Cherry on Ash  |
- Refer to the **Product Color Options** page in this price list.
- E** Select metal finish.
- |           |              |
|-----------|--------------|
| <b>BL</b> | - Black      |
| <b>CH</b> | - Chrome     |
| <b>CG</b> | - Cool Grey  |
| <b>CO</b> | - Cottonwood |
| <b>WG</b> | - Warm Grey  |
- Refer to the **Product Color Options** page in this price list.

- F** Select glide option.
- |            |                          |
|------------|--------------------------|
| <b>GFT</b> | - Felt glides; add \$15  |
| <b>GNY</b> | - Nylon glides; add \$15 |
| <b>GNN</b> | - No glides              |



		MODEL NUMBER																			
		Basic Model	Non-Contrast or Fabric Contrast 1	Fabric Contrast 2	Welting Color	Wood Finish	Metal Finish	Glide Option													
MODEL									Approx. Packaged Weight	Grade C.O.M.	Grade C	Grade D	Grade E & C.O.L.	Grade F	Grade G	Grade H	Grade I	Grade J	Grade K	Grade L Leather	Grade M Leather
 CAR4W	<b>Stool, With Arm, Wood Four-Leg Base, 24" High, Non-Contrast, With Welting</b> <ul style="list-style-type: none"><li>Fully upholstered with ash wood legs &amp; steel foot ring</li><li>Includes 0.25" contrasting perimeter welt</li><li>Fixed counter height</li><li>Non-contrast C.O.M = 1.25 yds</li><li>Overall Dimensions: W=23.5" D=21.25" H=37"</li></ul>	CAR4WNP24	□□□□		□□□□	□□□	□□	□□□	32.0#	\$ 1285	\$ 1346	\$ 1365	\$ 1382	\$ 1410	\$ 1437	\$ 1465	\$ 1507	\$ 1562	\$ 1646	\$ 1701	\$ 1812
 CAR4W	<b>Stool, With Arm, Wood Four-Leg Base, 24" High, Contrast, With Welting</b> <ul style="list-style-type: none"><li>Fully upholstered with ash wood legs &amp; steel foot ring</li><li>Includes 0.25" contrasting perimeter welt</li><li>Fixed counter height</li><li>1 = Top of Seat &amp; Inside Back (Fabric Contrast 1) C.O.M. = 1 yd</li><li>2 = Bottom of Seat &amp; Outside Back (Fabric Contrast 2) C.O.M. = 0.75 yds</li><li>Overall Dimensions: W=23.5" D=21.25" H=37"</li></ul>	CAR4WCP24	□□□□	□□□□	□□□□	□□□	□□	□□□	32.0#	\$ 1315	\$ 1401	\$ 1427	\$ 1451	\$ 1490	\$ 1528	\$ 1567	\$ 1626	\$ 1703	\$ 1821	\$ 1898	\$ 2053
		<b>A</b>	<b>B</b>	<b>C</b>	<b>D</b>	<b>E</b>	<b>F</b>	<b>G</b>													

Indicate the following information on order form:

1. Quantity of each item.
2. Model number, including options. See "How To Build a Model Number".
3. Any special service required.

- The ☐ indicates that a choice is required.
- The absence of the ☐ indicates that no choice is required.
- Alpha-numeric characters in place of ☐ indicate that no other alternatives are available.

**A** Select basic model.

**B** Select non-contrast or fabric contrast 1.  
Refer to [ki.com/fabrics](http://ki.com/fabrics)

**C** Select fabric contrast 2.  
Refer to [ki.com/fabrics](http://ki.com/fabrics)

**D** Select welting color.  
Refer to the **Product Color Options** page in this price list.

**E** Select wood finish.

<b>AEB</b>	- Eclipse Black on Ash
<b>ANA</b>	- Natural on Ash
<b>ARY</b>	- River Cherry on Ash

Refer to the **Product Color Options** page in this price list.

**F** Select metal finish.

<b>BL</b>	- Black
<b>CH</b>	- Chrome
<b>CG</b>	- Cool Grey

<b>CO</b>	- Cottonwood
<b>WG</b>	- Warm Grey

Refer to the **Product Color Options** page in this price list.

**G** Select glide option.

<b>GFT</b>	- Felt glides; add \$15
<b>GNY</b>	- Nylon glides; add \$15
<b>GNN</b>	- No glides

# Cascha™ Stools - With Arm

Stool, With Arm, Wood Four-Leg Base, 30” High



# Cascha™ Stools - With Arm

Stool, With Arm, Wood Four-Leg Base, 30” High

		MODEL NUMBER																			
		Basic Model	Non-Contrast or Fabric Contrast 1	Fabric Contrast 2	Wood Finish	Metal Finish	Glide Option	Approx. Packaged Weight	Grade C.O.M.	Grade C	Grade D	Grade E & C.O.L.	Grade F	Grade G	Grade H	Grade I	Grade J	Grade K	Grade L Leather	Grade M Leather	
	<b>Stool, With Arm, Wood Four-Leg Base, 30” High, Non-Contrast</b> <ul style="list-style-type: none"><li>Fully upholstered with ash wood legs &amp; steel foot ring</li><li>Fixed cafe height</li><li>Non-contrast C.O.M = 1.25 yds</li><li>Overall Dimensions: W=23.5” D=21.25” H=43”</li></ul>	CAR4WNN30	<input type="checkbox"/> <input type="checkbox"/> <input type="checkbox"/> <input type="checkbox"/>		<input type="checkbox"/> <input type="checkbox"/>	<input type="checkbox"/> <input type="checkbox"/>	<input type="checkbox"/> <input type="checkbox"/> <input type="checkbox"/>	31.0#	\$ 1180	\$ 1241	\$ 1260	\$ 1278	\$ 1305	\$ 1333	\$ 1360	\$ 1403	\$ 1458	\$ 1541	\$ 1596	\$ 1708	
CAR4W																					
	<b>Stool, With Arm, Wood Four-Leg Base, 30” High, Contrast</b> <ul style="list-style-type: none"><li>Fully upholstered with ash wood legs &amp; steel foot ring</li><li>Fixed cafe height</li><li>1 = Top of Seat &amp; Inside Back (Fabric Contrast 1) C.O.M. = 1 yd</li><li>2 = Bottom of Seat &amp; Outside Back (Fabric Contrast 2) C.O.M. = 0.75 yds</li><li>Overall Dimensions: W=23.5” D=21.25” H=43”</li></ul>	CAR4WCN30	<input type="checkbox"/> <input type="checkbox"/> <input type="checkbox"/> <input type="checkbox"/>	<input type="checkbox"/> <input type="checkbox"/> <input type="checkbox"/> <input type="checkbox"/>	<input type="checkbox"/> <input type="checkbox"/> <input type="checkbox"/>	<input type="checkbox"/> <input type="checkbox"/>	<input type="checkbox"/> <input type="checkbox"/> <input type="checkbox"/>	31.0#	\$ 1210	\$ 1296	\$ 1322	\$ 1346	\$ 1385	\$ 1423	\$ 1462	\$ 1521	\$ 1598	\$ 1716	\$ 1793	\$ 1948	
CAR4W																					
		A	B	C	D	E	F														

## HOW TO ORDER

- Indicate the following information on order form:
- Quantity of each item.
  - Model number, including options. See “How To Build a Model Number”.
  - Any special service required.

Note: • The ☐ indicates that a choice is required.

- The absence of the ☐ indicates that no choice is required.
- Alpha-numeric characters in place of ☐ indicate that no other alternatives are available.

## HOW TO BUILD A MODEL NUMBER

- A**Select basic model.
- B**Select non-contrast or fabric contrast 1.  
Refer to [ki.com/fabrics](#)
- C**Select fabric contrast 2.  
Refer to [ki.com/fabrics](#)
- D**Select wood finish.  
**AEB** - Eclipse Black on Ash  
**ANA** - Natural on Ash  
**ARY** - River Cherry on Ash  
Refer to the **Product Color Options** page in this price list.
- E**Select metal finish.  
**BL** - Black  
**CH** - Chrome  
**CG** - Cool Grey  
**CO** - Cottonwood  
**WG** - Warm Grey  
Refer to the **Product Color Options** page in this price list.

- F**Select glide option.
- |            |                          |
|------------|--------------------------|
| <b>GFT</b> | - Felt glides; add \$15  |
| <b>GNV</b> | - Nylon glides; add \$15 |
| <b>GNN</b> | - No glides              |



# Cascha™ Stools - With Arm

Stool, With Arm, Wood Four-Leg Base, 30” High, With Welting



# Cascha™ Stools - With Arm

Stool, With Arm, Wood Four-Leg Base, 30” High, With Welting

		MODEL NUMBER																			
		Basic Model	Non-Contrast or Fabric Contrast 1	Fabric Contrast 2	Welting Color	Wood Finish	Metal Finish	Glide Option													
MODEL									Approx. Packaged Weight	Grade C.O.M.	Grade C	Grade D	Grade E & C.O.L.	Grade F	Grade G	Grade H	Grade I	Grade J	Grade K	Grade L Leather	Grade M Leather
 CAR4W	<b>Stool, With Arm, Wood Four-Leg Base, 30" High, Non-Contrast, With Welting</b> <ul style="list-style-type: none"><li>Fully upholstered with ash wood legs &amp; steel foot ring</li><li>Includes 0.25" contrasting perimeter welt</li><li>Fixed cafe height</li><li>Non-contrast C.O.M = 1.25 yds</li><li>Overall Dimensions: W=23.5" D=21.25" H=43"</li></ul>	CAR4WNP30	<input type="checkbox"/> <input type="checkbox"/> <input type="checkbox"/> <input type="checkbox"/>		<input type="checkbox"/> <input type="checkbox"/> <input type="checkbox"/> <input type="checkbox"/>	<input type="checkbox"/> <input type="checkbox"/> <input type="checkbox"/>	<input type="checkbox"/> <input type="checkbox"/>	<input type="checkbox"/> <input type="checkbox"/> <input type="checkbox"/>	31.0#	\$ 1300	\$ 1362	\$ 1380	\$ 1398	\$ 1425	\$ 1453	\$ 1480	\$ 1523	\$ 1578	\$ 1662	\$ 1717	\$ 1828
 CAR4W	<b>Stool, With Arm, Wood Four-Leg Base, 30" High, Contrast, With Welting</b> <ul style="list-style-type: none"><li>Fully upholstered with ash wood legs &amp; steel foot ring</li><li>Includes 0.25" contrasting perimeter welt</li><li>Fixed cafe height</li><li>1 = Top of Seat &amp; Inside Back (Fabric Contrast 1) C.O.M. = 1 yd</li><li>2 = Bottom of Seat &amp; Outside Back (Fabric Contrast 2) C.O.M. = 0.75 yds</li><li>Overall Dimensions: W=23.5" D=21.25" H=43"</li></ul>	CAR4WCP30	<input type="checkbox"/> <input type="checkbox"/> <input type="checkbox"/> <input type="checkbox"/>	<input type="checkbox"/> <input type="checkbox"/> <input type="checkbox"/> <input type="checkbox"/>	<input type="checkbox"/> <input type="checkbox"/> <input type="checkbox"/> <input type="checkbox"/>	<input type="checkbox"/> <input type="checkbox"/> <input type="checkbox"/>	<input type="checkbox"/> <input type="checkbox"/>	<input type="checkbox"/> <input type="checkbox"/> <input type="checkbox"/>	31.0#	\$ 1330	\$ 1416	\$ 1442	\$ 1467	\$ 1505	\$ 1544	\$ 1582	\$ 1642	\$ 1719	\$ 1836	\$ 1913	\$ 2069
		<b>A</b>	<b>B</b>	<b>C</b>	<b>D</b>	<b>E</b>	<b>F</b>	<b>G</b>													

## HOW TO ORDER

Indicate the following information on order form:

- Quantity of each item.
- Model number, including options. See “How To Build a Model Number”.
- Any special service required.

Note:

- The ☐ indicates that a choice is required.
- The absence of the ☐ indicates that no choice is required.
- Alpha-numeric characters in place of ☐ indicate that no other alternatives are available.

## HOW TO BUILD A MODEL NUMBER

**A**Select basic model.

**B**Select non-contrast or fabric contrast 1.  
Refer to [ki.com/fabrics](https://www.ki.com/fabrics)

**C**Select fabric contrast 2.  
Refer to [ki.com/fabrics](https://www.ki.com/fabrics)

**D**Select welting color.  
Refer to the **Product Color Options** page in this price list.

**E**Select wood finish.

AEB

- Eclipse Black on Ash

ANA

- Natural on Ash

ARY

- River Cherry on Ash

Refer to the **Product Color Options** page in this price list.

**F**Select metal finish.

BL

- Black

CH

- Chrome

CG

- Cool Grey

CO

- Cottonwood

WG

- Warm Grey

Refer to the **Product Color Options** page in this price list.**G**Select glide option.

GFT


- Felt glides; add \$15

GNV

- Nylon glides; add \$15

GNN

- No glides





# Cascha™ Stools - With Arm

Stool, With Arm, Height Adjustable, Metal Swivel Pedestal Base



# Cascha™ Stools - With Arm

Stool, With Arm, Height Adjustable, Metal Swivel Pedestal Base

MODEL		MODEL NUMBER																	
		Basic Model	Non-Contrast or Fabric Contrast 1	Fabric Contrast 2	Metal Finish	Approx. Packaged Weight	Grade C.O.M.	Grade C		Grade D	Grade E & C.O.L.	Grade F	Grade G	Grade H	Grade I	Grade J	Grade K	Grade L Leather	Grade M Leather
 CARPD	<b>Stool, With Arm, Height Adjustable, Metal Swivel Pedestal Base, Non-Contrast</b>	CARPDNN	□□□□		□□	48.0#	\$ 1145	\$ 1206		\$ 1225	\$ 1243	\$ 1270	\$ 1298	\$ 1325	\$ 1368	\$ 1423	\$ 1506	\$ 1561	\$ 1673
	• Fully upholstered steel swivel pedestal base																		
	• Height Adjustable - nominal seat height range is 20 to 29.5"																		
	• Non-contrast C.O.M = 1.25 yds																		
	• Overall Dimensions: W=23.5" D=21.25" H=32.25 to 41.75"																		
 CARPD	<b>Stool, With Arm, Height Adjustable, Metal Swivel Pedestal Base, Contrast</b>	CARPDCN	□□□□	□□□□	□□	48.0#	\$ 1175	\$ 1261		\$ 1287	\$ 1311	\$ 1350	\$ 1338	\$ 1427	\$ 1486	\$ 1563	\$ 1681	\$ 1758	\$ 1913
	• Fully upholstered steel swivel pedestal base																		
	• Height Adjustable - nominal seat height range is 20 to 29.5"																		
	• 1 = Top of Seat & Inside Back (Fabric Contrast 1) C.O.M. = 1 yd																		
	• 2 = Bottom of Seat & Outside Back (Fabric Contrast 2) C.O.M. = 0.75 yds																		
	• Overall Dimensions: W=23.5" D=21.25" H=32.25 to 41.75"																		
		<b>A</b>	<b>B</b>	<b>C</b>	<b>D</b>														

## HOW TO ORDER

- Indicate the following information on order form:
- Quantity of each item.
  - Model number, including options. See "How To Build a Model Number".
  - Any special service required.

Note: • The □ indicates that a choice is required.

- The absence of the □ indicates that no choice is required.
- Alpha-numeric characters in place of □ indicate that no other alternatives are available.

## HOW TO BUILD A MODEL NUMBER

- A**Select basic model.
- B**Select non-contrast or fabric contrast 1. Refer to [ki.com/fabrics](#)
- C**Select fabric contrast 2. Refer to [ki.com/fabrics](#)
- D**Select metal finish.
- |           |              |
|-----------|--------------|
| <b>BL</b> | - Black      |
| <b>CH</b> | - Chrome     |
| <b>CG</b> | - Cool Grey  |
| <b>CO</b> | - Cottonwood |
| <b>WG</b> | - Warm Grey  |

Refer to the **Product Color Options** page in this price list.

## SPECIAL SERVICES

### Special Carton Marking

With specially marked information      N/C

### Shipping

Ships **assembled, FOB Sheboygan, WI 53081, freight prepaid.** Freight class 175.

Specifications and prices are subject to change without prior notice.



# Cascha™ Stools - With Arm

Stool, With Arm, Height Adjustable, Metal Swivel Pedestal Base, With Welting



# Cascha™ Stools - With Arm

Stool, With Arm, Height Adjustable, Metal Swivel Pedestal Base, With Welting

		MODEL NUMBER																	
		Basic Model	Non-Contrast or Fabric Contrast 1	Fabric Contrast 2	Welting Color	Metal Finish	Approx. Packaged Weight	Grade C.O.M.	Grade C	Grade D	Grade E & C.O.L.	Grade F	Grade G	Grade H	Grade I	Grade J	Grade K	Grade L Leather	Grade M Leather
 CARPD	<b>Stool, With Arm, Height Adjustable, Metal Swivel Pedestal Base, Non-Contrast, With Welting</b> <ul style="list-style-type: none"><li>Fully upholstered steel swivel pedestal base</li><li>Includes 0.25" contrasting perimeter welt</li><li>Height Adjustable - nominal seat height range is 20 to 29.5"</li><li>Non-contrast C.O.M = 1.25 yds</li><li>Overall Dimensions: W=23.5" D=21.25" H=32.25 to 41.75"</li></ul>	CARPDNP	□□□□		□□□□	□□	48.0#	\$ 1265	\$ 1326	\$ 1345	\$ 1363	\$ 1390	\$ 1418	\$ 1445	\$ 1488	\$ 1543	\$ 1626	\$ 1681	\$ 1793
 CARPD	<b>Stool, With Arm, Height Adjustable, Metal Swivel Pedestal Base, Contrast, With Welting</b> <ul style="list-style-type: none"><li>Fully upholstered steel swivel pedestal base</li><li>Includes 0.25" contrasting perimeter welt</li><li>Height Adjustable - nominal seat height range is 20 to 29.5"</li><li>1 = Top of Seat &amp; Inside Back (Fabric Contrast 1) C.O.M. = 1 yd</li><li>2 = Bottom of Seat &amp; Outside Back (Fabric Contrast 2) C.O.M. = 0.75 yds</li><li>Overall Dimensions: W=23.5" D=21.25" H=32.25 to 41.75"</li></ul>	CARPDPC	□□□□	□□□□	□□□□	□□	48.0#	\$ 1295	\$ 1381	\$ 1407	\$ 1432	\$ 1470	\$ 1509	\$ 1547	\$ 1607	\$ 1684	\$ 1801	\$ 1878	\$ 2034
		<b>A</b>	<b>B</b>	<b>C</b>	<b>D</b>	<b>E</b>													

## HOW TO ORDER

Indicate the following information on order form:

1. Quantity of each item.
2. Model number, including options. See "How To Build a Model Number".
3. Any special service required.

Note: • The ☐ indicates that a choice is required.

- The absence of the ☐ indicates that no choice is required.
- Alpha-numeric characters in place of ☐ indicate that no other alternatives are available.

## HOW TO BUILD A MODEL NUMBER

- A** Select basic model.
- B** Select non-contrast or fabric contrast 1.  
Refer to [\*\*ki.com/fabrics\*\*](http://ki.com/fabrics)
- C** Select fabric contrast 2.  
Refer to [\*\*ki.com/fabrics\*\*](http://ki.com/fabrics)
- D** Select welting color.  
Refer to the **Product Color Options** page in this price list.
- E** Select metal finish.
- |           |              |
|-----------|--------------|
| <b>BL</b> | - Black      |
| <b>CH</b> | - Chrome     |
| <b>CG</b> | - Cool Grey  |
| <b>CO</b> | - Cottonwood |
| <b>WG</b> | - Warm Grey  |
- Refer to the **Product Color Options** page in this price list.

## SPECIAL SERVICES

## Special Carton Marking

With specially marked information N/C

## Shipping

**Ships assembled, FOB Sheboygan, WI 53081,  
freight prepaid. Freight class 175.**

Specifications and prices are subject to change without prior notice.



# Cascha™ Tables - Tops

Round Table Tops, 24" Diameter



# Cascha™ Tables

Round Table Tops, 24" Diameter

		MODEL NUMBER						
		Basic Model	Edge Color	Surface Finish				
MODEL					Approx. Packaged Weight	Delivered Pricing	Laminate Grade 2 add to list price	Laminate Grade 3 add to list price
	<b>Round Table Top, 24"Dia, 73P Edge</b> <ul style="list-style-type: none"><li>Includes laminate top ONLY - 0.75" thick w/ 73P edge</li><li>Mounting hardware is included w/ table base which MUST BE SPECIFIED SEPARATELY &amp; field installed</li><li>Basic tools required</li><li>Overall Dimensions of Table Top: Dia=24" H= 0.75"</li></ul>	CATRD24/73P	<input type="checkbox"/> <input type="checkbox"/>	<input type="checkbox"/> <input type="checkbox"/> <input type="checkbox"/>	15.0#	\$ 255	\$ 18	\$ 115
CATRD								
	<b>Round Table Top, 24"Dia, Knife Edge</b> <ul style="list-style-type: none"><li>Includes laminate top ONLY - 0.75" thick w/ Knife edge (KN3)</li><li>Mounting hardware is included w/ table base which MUST BE SPECIFIED SEPARATELY &amp; field installed</li><li>Basic tools required</li><li>Overall Dimensions of Table Top: Dia=24" H= 0.75"</li></ul>	CATRD24/KN3	<input type="checkbox"/> <input type="checkbox"/>	<input type="checkbox"/> <input type="checkbox"/> <input type="checkbox"/>	15.0#	\$ 315	\$ 18	\$ 115
CATRD								
		<b>A</b>	<b>B</b>	<b>C</b>				

## HOW TO ORDER

Indicate the following information on order form:

- Quantity of each item.
- Model number, including options. See "How To Build a Model Number".
- Any special service required.

Note:

- The ☐ indicates that a choice is required.
- The absence of the ☐ indicates that no choice is required.
- Alpha-numeric characters in place of ☐ indicate that no other alternatives are available.

## HOW TO BUILD A MODEL NUMBER

- A** Select basic model.
- B** Select edge color.  
Refer to the **Product Color Options** page in this price list.
- C** Select surface finish.  
Refer to the **Product Color Options** page in this price list.

## SPECIAL SERVICES

### Special Carton Marking

With specially marked information      N/C

**Shipping**  
Ships **knocked down, FOB Bonduel, WI 54107, freight prepaid.** Freight class 60.

Specifications and prices are subject to change without prior notice.

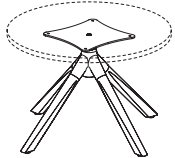
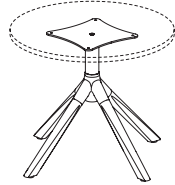
# Cascha™ Tables - Bases

Coffee Table and Side Table, Wood Base



# Cascha™ Tables - Bases

Coffee Table and Side Table, Wood Base

	MODEL	MODEL NUMBER				Approx. Packaged Weight	Delivered Pricing
		Basic Model	Wood Finish	Metal Finish	Glide Option		
 CABXW	<b>Coffee Table, Wood Base ONLY for 16”H Table</b> <ul style="list-style-type: none"><li>Includes ash wood &amp; aluminum table base &amp; mounting hardware ONLY</li><li>Table top MUST BE SPECIFIED SEPARATELY (CATRD24/73P or CATRD24/KN3) &amp; field installed</li><li>Basic tools required</li><li>Overall Dimensions with Attached Tabletop: W=25.75” D=25.75” H=16.25”</li></ul>	CABXW16	<input type="checkbox"/> <input type="checkbox"/> <input type="checkbox"/>	<input type="checkbox"/> <input type="checkbox"/>	<input type="checkbox"/> <input type="checkbox"/> <input type="checkbox"/>	13.0#	\$ 580
 CABXW	<b>Side Table, Wood Base ONLY for 20”H Table</b> <ul style="list-style-type: none"><li>Includes ash wood &amp; aluminum table base &amp; mounting hardware ONLY</li><li>Table top MUST BE SPECIFIED SEPARATELY (CATRD24/73P or CATRD24/KN3) &amp; field installed</li><li>Basic tools required</li><li>Overall Dimensions with Attached Tabletop: W=25.75” D=25.75” H=20.25”</li></ul>	CABXW20	<input type="checkbox"/> <input type="checkbox"/> <input type="checkbox"/>	<input type="checkbox"/> <input type="checkbox"/>	<input type="checkbox"/> <input type="checkbox"/> <input type="checkbox"/>	13.0#	\$ 605
		<b>A</b>	<b>B</b>	<b>C</b>	<b>D</b>		

## HOW TO ORDER

Indicate the following information on order form:

- Quantity of each item.
- Model number, including options. See “How To Build a Model Number”.
- Any special service required.

Note:

- The ☐ indicates that a choice is required.
- The absence of the ☐ indicates that no choice is required.
- Alpha-numeric characters in place of ☐ indicate that no other alternatives are available.

## HOW TO BUILD A MODEL NUMBER

- A** Select basic model.
- B** Select wood finish.  
Refer to the **Product Color Options** page in this price list.
- C** Select metal finish.
- |           |                     |
|-----------|---------------------|
| <b>BL</b> | - Black             |
| <b>CG</b> | - Cool Grey         |
| <b>CO</b> | - Cottonwood        |
| <b>PA</b> | - Polished Aluminum |
| <b>WG</b> | - Warm Grey         |
- Refer to the **Product Color Options** page in this price list.
- D** Select glide option.
- |            |                          |
|------------|--------------------------|
| <b>GFT</b> | - Felt glides; add \$15  |
| <b>GNY</b> | - Nylon glides; add \$15 |
| <b>GNN</b> | - No glides              |

## SPECIAL SERVICES

### Special Carton Marking

With specially marked information      N/C

### Shipping

Ships **assembled, FOB Sheboygan, WI 53081, freight prepaid.** Freight class 175.

Specifications and prices are subject to change without prior notice.



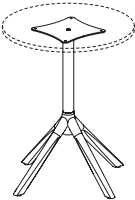
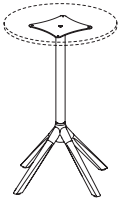
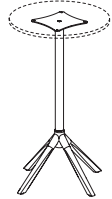
# Cascha™ Tables - Bases

Standard Height, Counter Height and Cafe Height Tables, Wood Base



# Cascha™ Tables - Bases

Standard Height, Counter Height and Cafe Height Tables, Wood Base

MODEL	MODEL NUMBER				Approx. Packaged Weight	Delivered Pricing
	Basic Model	Wood Finish	Metal Finish	Glide Option		
 CABXW	<b>Standard Height Table, Wood Base ONLY for 29”H Table</b> <ul style="list-style-type: none"><li>Includes ash wood &amp; aluminum table base &amp; mounting hardware ONLY</li><li>Table top MUST BE SPECIFIED SEPARATELY (CATRD24/73P or CATRD24/KN3) &amp; field installed</li><li>Basic tools required</li><li>Overall Dimensions with Attached Tabletop: W=25.75” D=25.75” H=29”</li></ul>	CABXW29	<input type="checkbox"/> <input type="checkbox"/> <input type="checkbox"/>	<input type="checkbox"/> <input type="checkbox"/>	<input type="checkbox"/> <input type="checkbox"/> <input type="checkbox"/>	14.0# \$ 640
 CABXW	<b>Counter Height Table, Wood Base ONLY for 36”H Table</b> <ul style="list-style-type: none"><li>Includes ash wood &amp; aluminum table base &amp; mounting hardware ONLY</li><li>Table top MUST BE SPECIFIED SEPARATELY (CATRD24/73P or CATRD24/KN3) &amp; field installed</li><li>Basic tools required</li><li>Overall Dimensions with Attached Tabletop: W=25.75” D=25.75” H=36”</li></ul>	CABXW36	<input type="checkbox"/> <input type="checkbox"/> <input type="checkbox"/>	<input type="checkbox"/> <input type="checkbox"/>	<input type="checkbox"/> <input type="checkbox"/> <input type="checkbox"/>	14.0# \$ 670
 CABXW	<b>Cafe Height Table, Wood Base ONLY for 42”H Table</b> <ul style="list-style-type: none"><li>Includes ash wood &amp; aluminum table base &amp; mounting hardware ONLY</li><li>Table top MUST BE SPECIFIED SEPARATELY (CATRD24/73P or CATRD24/KN3) &amp; field installed</li><li>Basic tools required</li><li>Overall Dimensions with Attached Tabletop: W=25.75” D=25.75” H=42”</li></ul>	CABXW42	<input type="checkbox"/> <input type="checkbox"/> <input type="checkbox"/>	<input type="checkbox"/> <input type="checkbox"/>	<input type="checkbox"/> <input type="checkbox"/> <input type="checkbox"/>	15.0# \$ 700
<div><div>A</div><div>B</div><div>C</div><div>D</div></div>						

## HOW TO ORDER

Indicate the following information on order form:

- Quantity of each item.
- Model number, including options. See “How To Build a Model Number”.
- Any special service required.

Note:

- The ☐ indicates that a choice is required.
- The absence of the ☐ indicates that no choice is required.
- Alpha-numeric characters in place of ☐ indicate that no other alternatives are available.

## HOW TO BUILD A MODEL NUMBER

- A

Select basic model.

AEB	- Eclipse Black on Ash
ANA	- Natural on Ash
ARY	- River Cherry on Ash

Refer to the **Product Color Options** page in this price list.
- C

Select metal finish.

BL	- Black
CG	- Cool Grey
CO	- Cottonwood
PA	- Polished Aluminum
WG	- Warm Grey

Refer to the **Product Color Options** page in this price list.
- D

Select glide option.

GFT	- Felt glides; add \$15
GNY	- Nylon glides; add \$15
GNN	- No glides

## SPECIAL SERVICES

### Special Carton Marking

With specially marked information      N/C

### Shipping - Standard Height Table Base (CABXW29)

Ships **assembled, FOB Sheboygan, WI 53081, freight prepaid.** Freight class 175.

Specifications and prices are subject to change without prior notice.

## SPECIAL SERVICES

### Special Carton Marking

With specially marked information      N/C

### Shipping - Counter Height and Cafe Height Table Bases (CABXW36 and CABXW42)

Ships **assembled, FOB Sheboygan, WI 53081, freight prepaid.** Freight class 300.

Specifications and prices are subject to change without prior notice.

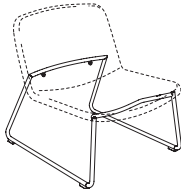
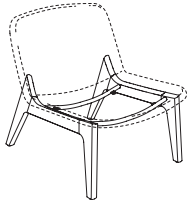
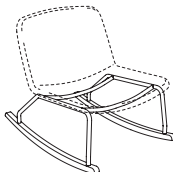
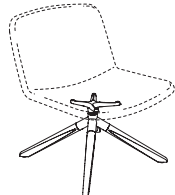
Cascha™ Lounge Seating

Replacement Lounge Chair Base



Cascha™ Lounge Seating

Replacement Lounge Chair Base

MODEL	MODEL NUMBER				Approx. Packaged Weight	Delivered Pricing
	Basic Model	Wood Finish	Metal Finish	Glide Option		
 <b>Replacement Lounge Chair Sled Base</b> <ul style="list-style-type: none"><li>Field replaceable steel sled base &amp; mounting hardware for Cascha Lounge Chair (seat &amp; back NOT included)</li><li>Fixed height</li><li>Basic tools required</li></ul>	CAABALSL		<input type="checkbox"/> <input type="checkbox"/>		0.0#	\$ 740
CAABA						
 <b>Replacement Lounge Chair Wood Four-Leg Base</b> <ul style="list-style-type: none"><li>Field replaceable ash wood four-leg base &amp; mounting hardware for Cascha Lounge Chair (seat &amp; back NOT included)</li><li>Fixed height</li><li>Basic tools required</li></ul>	CAABAL4W	<input type="checkbox"/> <input type="checkbox"/> <input type="checkbox"/>		<input type="checkbox"/> <input type="checkbox"/> <input type="checkbox"/>	0.0#	\$ 945
CAABA						
 <b>Replacement Lounge Chair Rocking Wood Base</b> <ul style="list-style-type: none"><li>Field replaceable steel &amp; ash wood rocking base &amp; mounting hardware for Cascha Lounge Chair (seat &amp; back NOT included)</li><li>Fixed height</li><li>Basic tools required</li></ul>	CAABALRW	<input type="checkbox"/> <input type="checkbox"/> <input type="checkbox"/>	<input type="checkbox"/> <input type="checkbox"/>		0.0#	\$ 980
CAABA						
 <b>Replacement Lounge Chair Wood Swivel Base</b> <ul style="list-style-type: none"><li>Field replaceable ash wood &amp; steel swivel base &amp; mounting hardware for Cascha Lounge Chair (seat &amp; back NOT included)</li><li>Fixed height</li><li>Basic tools required</li></ul>	CAABAL4K	<input type="checkbox"/> <input type="checkbox"/> <input type="checkbox"/>		<input type="checkbox"/> <input type="checkbox"/> <input type="checkbox"/>	0.0#	\$ 1050
CAABA						
<div>A</div> <div>B</div> <div>C</div> <div>D</div>						

HOW TO ORDER

Indicate the following information on order form:

- Quantity of each item.
- Model number, including options. See “How To Build a Model Number”.
- Any special service required.

Note:

- The ☐ indicates that a choice is required.
- The absence of the ☐ indicates that no choice is required.
- Alpha-numeric characters in place of ☐ indicate that no other alternatives are available.

HOW TO BUILD A MODEL NUMBER

- A

Select basic model.

AEB	- Eclipse Black on Ash
ANA	- Natural on Ash
ARY	- River Cherry on Ash

Refer to the **Product Color Options** page in this price list.
- C

Select metal finish.

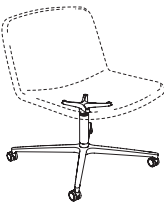
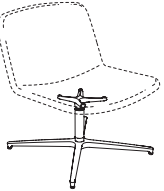
BL	- Black
CH	- Chrome
CG	- Cool Grey
CO	- Cottonwood
WG	- Warm Grey

Refer to the **Product Color Options** page in this price list.
- D

Select glide option.

GFT	- Felt glides; add \$15
GNY	- Nylon glides; add \$15
GNN	- No glides



MODEL	MODEL NUMBER			Approx. Packaged Weight	Delivered Pricing
	Basic Model	Metal Finish	Glide Option		
  CAABA	CAABALSC	<input type="checkbox"/> <input type="checkbox"/>		0.0#	\$ 825
  CAABA	CAABALSG	<input type="checkbox"/> <input type="checkbox"/>	<input type="checkbox"/> <input type="checkbox"/> <input type="checkbox"/>	0.0#	\$ 790
			<b>A</b> <b>B</b> <b>C</b>		

HOW TO ORDER

Indicate the following information on order form:

- Quantity of each item.
- Model number, including options. See “How To Build a Model Number”.
- Any special service required.

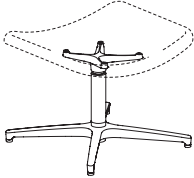
Note:

- The ☐ indicates that a choice is required.
- The absence of the ☐ indicates that no choice is required.
- Alpha-numeric characters in place of ☐ indicate that no other alternatives are available.

HOW TO BUILD A MODEL NUMBER

- A** Select basic model.
- 
- B** Select metal finish.
- |           |                     |
|-----------|---------------------|
| <b>BL</b> | - Black             |
| <b>PA</b> | - Polished Aluminum |
- Refer to the **Product Color Options** page in this price list.
- 
- C** Select glide option.
- |            |                |
|------------|----------------|
| <b>GFT</b> | - Felt glides  |
| <b>GNY</b> | - Nylon glides |



MODEL	MODEL NUMBER			Approx. Packaged Weight	Delivered Pricing
	Basic Model	Metal Finish	Glide Option		
<div></div> <div>CAABA</div> <div><b>Replacement Ottoman Metal Swivel Base</b><ul style="list-style-type: none"><li>Field replaceable aluminum swivel base &amp; mounting hardware for Cascha Ottoman (seat NOT included)</li><li>Fixed height</li><li>Basic tools required</li></ul></div>	CAABAFSG	<input type="checkbox"/> <input type="checkbox"/>	<input type="checkbox"/> <input type="checkbox"/> <input type="checkbox"/>	0.0#	\$ 620
<div><div>A</div><div>B</div><div>C</div></div>					

HOW TO ORDER

Indicate the following information on order form:

- Quantity of each item.
- Model number, including options. See “How To Build a Model Number”.
- Any special service required.

Note:

- The ☐ indicates that a choice is required.
- The absence of the ☐ indicates that no choice is required.
- Alpha-numeric characters in place of ☐ indicate that no other alternatives are available.

HOW TO BUILD A MODEL NUMBER

- A

Select basic model.
- B

Select metal finish.

BL

- Black

PA

- Polished Aluminum

Refer to the **Product Color Options** page in this price list.
- C

Select glide option.

GFT

- Felt glides

GNY

- Nylon glides

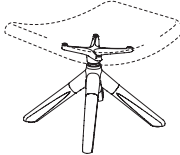
# Cascha™ Lounge Seating - Replacement Bases

Replacement Ottoman Base



# Cascha™ Lounge Seating - Replacement Bases

Replacement Ottoman Base

MODEL	MODEL NUMBER				Approx. Packaged Weight	Delivered Pricing
	Basic Model	Wood Finish	Metal Finish	Glide Option		
 <b>Replacement Ottoman Wood Swivel Base</b> <ul style="list-style-type: none"><li>Field replaceable ash wood &amp; aluminum swivel base &amp; mounting hardware for Cascha Ottoman (seat NOT included)</li><li>Fixed height</li><li>Basic tools required</li></ul>	CAABAF4K	<input type="checkbox"/> <input type="checkbox"/> <input type="checkbox"/>	<input type="checkbox"/> <input type="checkbox"/>	<input type="checkbox"/> <input type="checkbox"/> <input type="checkbox"/>	0.0#	\$ 720
CAABA						
	<b>A</b>	<b>B</b>	<b>C</b>	<b>D</b>		

## HOW TO ORDER

- Indicate the following information on order form:
- Quantity of each item.
  - Model number, including options. See “How To Build a Model Number”.
  - Any special service required.


Note:

- The ☐ indicates that a choice is required.
- The absence of the ☐ indicates that no choice is required.
- Alpha-numeric characters in place of ☐ indicate that no other alternatives are available.

## HOW TO BUILD A MODEL NUMBER

- A** Select basic model.
- |            |                        |
|------------|------------------------|
| <b>AEB</b> | - Eclipse Black on Ash |
| <b>ANA</b> | - Natural on Ash       |
| <b>ARY</b> | - River Cherry on Ash  |
- Refer to the **Product Color Options** page in this price list.
- C** Select metal finish.
- |           |                     |
|-----------|---------------------|
| <b>BL</b> | - Black             |
| <b>PA</b> | - Polished Aluminum |
- Refer to the **Product Color Options** page in this price list.
- D** Select glide option.
- |            |                          |
|------------|--------------------------|
| <b>GFT</b> | - Felt glides; add \$15  |
| <b>GNY</b> | - Nylon glides; add \$15 |
| <b>GNN</b> | - No glides              |



MODEL	MODEL NUMBER			Approx. Packaged Weight	Delivered Pricing
	Basic Model	Metal Finish	Glide Option		
  CAABA	<b>Replacement Guest Chair Metal Four-Leg Base</b> <ul style="list-style-type: none"><li>Field replaceable steel four-leg base &amp; mounting hardware for Cascha Guest Chair (seat, back &amp; arms NOT included)</li><li>Fixed height</li><li>Basic tools required</li></ul>	CAABAG4M	<input type="checkbox"/> <input type="checkbox"/>	<input type="checkbox"/> <input type="checkbox"/> <input type="checkbox"/>	0.0#
		<b>A</b>	<b>B</b>	<b>C</b>	

HOW TO ORDER

Indicate the following information on order form:

- Quantity of each item.
- Model number, including options. See “How To Build a Model Number”.
- Any special service required.

Note:

- The ☐ indicates that a choice is required.
- The absence of the ☐ indicates that no choice is required.
- Alpha-numeric characters in place of ☐ indicate that no other alternatives are available.

HOW TO BUILD A MODEL NUMBER

- A** Select basic model.
- |           |              |
|-----------|--------------|
| <b>BL</b> | - Black      |
| <b>CH</b> | - Chrome     |
| <b>CG</b> | - Cool Grey  |
| <b>CO</b> | - Cottonwood |
| <b>WG</b> | - Warm Grey  |
- Refer to the **Product Color Options** page in this price list.
- C** Select glide option.
- |            |                |
|------------|----------------|
| <b>GFT</b> | - Felt glides  |
| <b>GNY</b> | - Nylon glides |

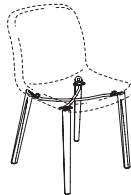
# Cascha™ Guest Seating - Replacement Bases

Replacement Guest Chair Base



# Cascha™ Guest Seating - Replacement Bases

Replacement Guest Chair Base

		MODEL NUMBER			Approx. Packaged Weight	Delivered Pricing
		Basic Model	Wood Finish	Glide Option		
  CAABA	<b>Replacement Guest Chair Wood Four-Leg Base</b> <ul style="list-style-type: none"><li>Field replaceable ash wood four-leg base &amp; mounting hardware for Cascha Guest Chair (seat, back &amp; arms NOT included)</li><li>Fixed height</li><li>Basic tools required</li></ul>	CAABAG4W	<input type="checkbox"/> <input type="checkbox"/> <input type="checkbox"/>	<input type="checkbox"/> <input type="checkbox"/> <input type="checkbox"/>	0.0#	\$ 555
		<b>A</b>	<b>B</b>	<b>C</b>		

## HOW TO ORDER

- Indicate the following information on order form:
- Quantity of each item.
  - Model number, including options. See “How To Build a Model Number”.
  - Any special service required.

Note:

- The ☐ indicates that a choice is required.
- The absence of the ☐ indicates that no choice is required.
- Alpha-numeric characters in place of ☐ indicate that no other alternatives are available.

## HOW TO BUILD A MODEL NUMBER

- A** Select basic model.
- |            |                        |
|------------|------------------------|
| <b>AEB</b> | - Eclipse Black on Ash |
| <b>ANA</b> | - Natural on Ash       |
| <b>ARY</b> | - River Cherry on Ash  |
- Refer to the **Product Color Options** page in this price list.
- C** Select glide option.
- |            |                          |
|------------|--------------------------|
| <b>GFT</b> | - Felt glides; add \$15  |
| <b>GNY</b> | - Nylon glides; add \$15 |
| <b>GNN</b> | - No glides              |

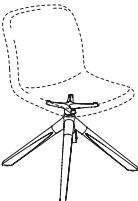
# Cascha™ Guest Seating - Replacement Bases

Replacement Guest Chair Base



# Cascha™ Guest Seating - Replacement Bases

Replacement Guest Chair Base

		MODEL NUMBER					
		Basic Model	Wood Finish	Metal Finish	Glide Option		
MODEL						Approx. Packaged Weight	Delivered Pricing
	<b>Replacement Guest Chair Wood Swivel Base</b> <ul style="list-style-type: none"><li>• Field replaceable ash wood &amp; aluminum swivel base &amp; mounting hardware for Cascha Lounge Chair (seat &amp; back &amp; arms NOT included)</li><li>• Fixed height</li><li>• Basic tools required</li></ul>	CAABAG4K	<input type="checkbox"/> <input type="checkbox"/> <input type="checkbox"/>	<input type="checkbox"/> <input type="checkbox"/>	<input type="checkbox"/> <input type="checkbox"/> <input type="checkbox"/>	0.0#	\$ 635
		<b>A</b>	<b>B</b>	<b>C</b>	<b>D</b>		

## HOW TO ORDER

- Indicate the following information on order form:
- Quantity of each item.
  - Model number, including options. See “How To Build a Model Number”.
  - Any special service required.

Note:

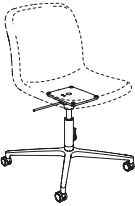

- The ☐ indicates that a choice is required.
- The absence of the ☐ indicates that no choice is required.
- Alpha-numeric characters in place of ☐ indicate that no other alternatives are available.

## HOW TO BUILD A MODEL NUMBER

- A** Select basic model.
- |            |                        |
|------------|------------------------|
| <b>AEB</b> | - Eclipse Black on Ash |
| <b>ANA</b> | - Natural on Ash       |
| <b>ARY</b> | - River Cherry on Ash  |
- Refer to the **Product Color Options** page in this price list.
- C** Select metal finish.
- |           |                     |
|-----------|---------------------|
| <b>BL</b> | - Black             |
| <b>PA</b> | - Polished Aluminum |
- Refer to the **Product Color Options** page in this price list.
- D** Select glide option.
- |            |                          |
|------------|--------------------------|
| <b>GFT</b> | - Felt glides; add \$15  |
| <b>GNY</b> | - Nylon glides; add \$15 |
| <b>GNN</b> | - No glides              |





MODEL	MODEL NUMBER			Approx. Packaged Weight	Delivered Pricing
	Basic Model	Metal Finish	Glide Option		
<div></div> <div>CAABA</div>	CAABAG4C	<input type="checkbox"/> <input type="checkbox"/>		0.0#	\$ 505
<div></div> <div>CAABA</div>	CAABAG4G	<input type="checkbox"/> <input type="checkbox"/>	<input type="checkbox"/> <input type="checkbox"/> <input type="checkbox"/>	0.0#	\$ 475
			<b>A</b> <b>B</b> <b>C</b>		

HOW TO ORDER

Indicate the following information on order form:

- Quantity of each item.
- Model number, including options. See “How To Build a Model Number”.
- Any special service required.

Note:

- The ☐ indicates that a choice is required.
- The absence of the ☐ indicates that no choice is required.
- Alpha-numeric characters in place of ☐ indicate that no other alternatives are available.

HOW TO BUILD A MODEL NUMBER

- A**Select basic model.
- BL**

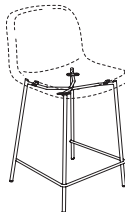
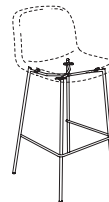
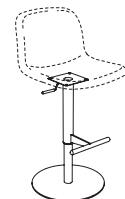
**PA**

Refer to the **Product Color Options** page in this price list.
- C**Select glide option.

**GFT** - Felt glides

**GNY** - Nylon glides



MODEL		MODEL NUMBER			Approx. Packaged Weight	Delivered Pricing
		Basic Model	Metal Finish	Glide Option		
	<b>Replacement Stool Metal Four-Leg Base, 24" High</b> <ul style="list-style-type: none"><li>Field replaceable steel four-leg base &amp; mounting hardware for Cascha Stool, Overall Seat Height 24" (seat, back &amp; arms NOT included)</li><li>Fixed counter height</li><li>Basic tools required</li></ul>	CAABAS4M24	<input type="checkbox"/> <input type="checkbox"/>	<input type="checkbox"/> <input type="checkbox"/>	0.0#	\$ 500
CAABA						
	<b>Replacement Stool Metal Four-Leg Base, 30" High</b> <ul style="list-style-type: none"><li>Field replaceable steel four-leg base &amp; mounting hardware for Cascha Stool, Overall Seat Height 30" (seat, back &amp; arms NOT included)</li><li>Fixed café height</li><li>Basic tools required</li></ul>	CAABAS4M30	<input type="checkbox"/> <input type="checkbox"/>	<input type="checkbox"/> <input type="checkbox"/>	0.0#	\$ 515
CAABA						
	<b>Replacement Stool, Height Adjustable, Metal Swivel Pedestal Base</b> <ul style="list-style-type: none"><li>Field replaceable steel swivel pedestal base &amp; mounting hardware for Cascha Stool (seat, back &amp; arms NOT included)</li><li>Height Adjustable - nominal seat height range is 20 to 29.5"</li><li>Basic tools required</li></ul>	CAABASPD	<input type="checkbox"/> <input type="checkbox"/>		0.0#	\$ 725
CAABA						
		<b>A</b>	<b>B</b>	<b>C</b>		

HOW TO ORDER

Indicate the following information on order form:

- Quantity of each item.
- Model number, including options. See "How To Build a Model Number".
- Any special service required.

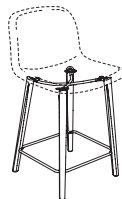
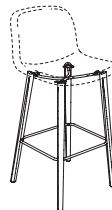
Note:

- The ☐ indicates that a choice is required.
- The absence of the ☐ indicates that no choice is required.
- Alpha-numeric characters in place of ☐ indicate that no other alternatives are available.

HOW TO BUILD A MODEL NUMBER

- A** Select basic model.
- |           |              |
|-----------|--------------|
| <b>BL</b> | - Black      |
| <b>CH</b> | - Chrome     |
| <b>CG</b> | - Cool Grey  |
| <b>CO</b> | - Cottonwood |
| <b>WG</b> | - Warm Grey  |
- Refer to the **Product Color Options** page in this price list.
- C** Select glide option.
- |            |                |
|------------|----------------|
| <b>GFT</b> | - Felt glides  |
| <b>GNY</b> | - Nylon glides |



MODEL		MODEL NUMBER				Approx. Packaged Weight		Delivered Pricing	
		Basic Model	Wood Finish	Metal Finish	Glide Option				
	<b>Replacement Stool Wood Four-Leg Base, 24" High</b> <ul style="list-style-type: none"><li>Field replaceable ash wood four-leg base with steel foot ring &amp; mounting hardware for Cascha Stool, Overall Seat Height 24" (seat, back &amp; arms NOT included)</li><li>Fixed counter height</li><li>Basic tools required</li></ul>	CAABAS4W24	<input type="checkbox"/> <input type="checkbox"/>	<input type="checkbox"/> <input type="checkbox"/>	<input type="checkbox"/> <input type="checkbox"/>	0.0#	\$ 745		
CAABA									
	<b>Replacement Stool Wood Four-Leg Base, 30" High</b> <ul style="list-style-type: none"><li>Field replaceable ash wood four-leg base &amp; mounting hardware for Cascha Stool, Overall Seat Height 30" (seat, back &amp; arms NOT included)</li><li>Fixed café height</li><li>Basic tools required</li></ul>	CAABAS4W30	<input type="checkbox"/> <input type="checkbox"/>	<input type="checkbox"/> <input type="checkbox"/>	<input type="checkbox"/> <input type="checkbox"/>	0.0#	\$ 760		
CAABA									
		<b>A</b>	<b>B</b>	<b>C</b>	<b>D</b>				

HOW TO ORDER

Indicate the following information on order form:

- Quantity of each item.
- Model number, including options. See “How To Build a Model Number”.
- Any special service required.

Note:

- The ☐ indicates that a choice is required.
- The absence of the ☐ indicates that no choice is required.
- Alpha-numeric characters in place of ☐ indicate that no other alternatives are available.

HOW TO BUILD A MODEL NUMBER

- A** Select basic model.
- |            |                        |
|------------|------------------------|
| <b>AEB</b> | - Eclipse Black on Ash |
| <b>ANA</b> | - Natural on Ash       |
| <b>ARY</b> | - River Cherry on Ash  |
- Refer to the **Product Color Options** page in this price list.
- C** Select metal finish.
- |           |              |
|-----------|--------------|
| <b>BL</b> | - Black      |
| <b>CH</b> | - Chrome     |
| <b>CG</b> | - Cool Grey  |
| <b>CO</b> | - Cottonwood |
| <b>WG</b> | - Warm Grey  |
- Refer to the **Product Color Options** page in this price list.
- D** Select glide option.
- |            |                          |
|------------|--------------------------|
| <b>GFT</b> | - Felt glides; add \$15  |
| <b>GNY</b> | - Nylon glides; add \$15 |
| <b>GNN</b> | - No glides              |

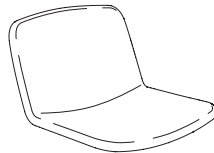
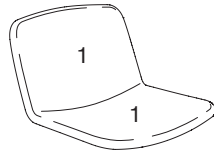
# Cascha™ Lounge Seating

Replacement Lounge Chair Back and Seat



# Cascha™ Lounge Seating

Replacement Lounge Chair Back and Seat

MODEL		MODEL NUMBER																	
		Basic Model	Non-Contrast or Fabric Contrast 1	Fabric Contrast 2	Approx. Packaged Weight	Grade C.O.M.	Grade C	Grade D	Grade E & C.O.L.	Grade F	Grade G	Grade H	Grade I	Grade J	Grade K	Grade L Leather	Grade M Leather		
	<b>Replacement Lounge Chair, Back and Seat, Armless, Non-Contrast</b> <ul style="list-style-type: none"><li>Field replaceable fully upholstered seat &amp; back ONLY for Cascha Lounge Chair, Armless (base not included)</li><li>Repurpose existing mounting hardware *New mounting hardware NOT included</li><li>Basic tools required</li><li>Non-contrast C.O.M = 2.5 yds</li></ul>	CAASHLNN	□□□□		0.0#	\$ 945	\$ 1067	\$ 1105	\$ 1140	\$ 1195	\$ 1250	\$ 1305	\$ 1390	\$ 1500	\$ 1667	\$ 1777	\$ 2000		
CAASH																			
	<b>Replacement Lounge Chair, Back and Seat, Armless, Contrast</b> <ul style="list-style-type: none"><li>Field replaceable fully upholstered seat &amp; back ONLY for Cascha Lounge Chair, Armless (base not included)</li><li>Repurpose existing mounting hardware *New mounting hardware NOT included</li><li>Basic tools required</li><li>1 = Top of Seat &amp; Inside Back (Fabric Contrast 1) C.O.M. = 1.25 yds</li><li>2 = Bottom of Seat &amp; Outside Back (Fabric Contrast 2) C.O.M. = 1.25 yds</li></ul>	CAASHLCN	□□□□	□□□□	0.0#	\$ 975	\$ 1097	\$ 1135	\$ 1170	\$ 1225	\$ 1280	\$ 1335	\$ 1420	\$ 1530	\$ 1697	\$ 1807	\$ 2030		
CAASH																			
		<b>A</b>	<b>B</b>	<b>C</b>															

A

B

C

## HOW TO ORDER

Indicate the following information on order form:  
1. Quantity of each item.  
2. Model number, including options. See “How To Build a Model Number”.  
3. Any special service required.

Note: • The ☐ indicates that a choice is required.  
• The absence of the ☐ indicates that no choice is required.  
• Alpha-numeric characters in place of ☐ indicate that no other alternatives are available.

## HOW TO BUILD A MODEL NUMBER

- A** Select basic model.
- B** Select non-contrast or fabric contrast 1.  
Refer to [ki.com/fabrics](https://ki.com/fabrics)
- C** Select fabric contrast 2.  
Refer to [ki.com/fabrics](https://ki.com/fabrics)

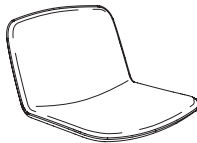
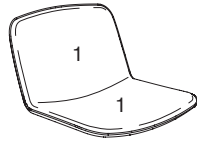
Cascha™ Lounge Seating

Replacement Lounge Chair Back and Seat



Cascha™ Lounge Seating

Replacement Lounge Chair Back and Seat

		MODEL NUMBER																	
		Basic Model	Non-Contrast or Fabric Contrast 1	Fabric Contrast 2	Welting Color	Approx. Packaged Weight	Grade C.O.M.	Grade C		Grade D	Grade E & C.O.L.	Grade F	Grade G	Grade H	Grade I	Grade J	Grade K	Grade L Leather	Grade M Leather
 CAASH	<b>Replacement Lounge Chair, Back and Seat, Armless, Non-Contrast, With Welting</b> <ul style="list-style-type: none"><li>Field replaceable fully upholstered seat &amp; back ONLY for Cascha Lounge Chair, Armless (base not included)</li><li>Repurpose existing mounting hardware *New mounting hardware NOT included</li><li>Includes 0.25" contrasting perimeter welt</li><li>Basic tools required</li><li>Non-contrast C.O.M = 2.5 yds</li></ul>	CAASHLNP	□□□□		□□□□	0.0#	\$ 1065	\$ 1187		\$ 1225	\$ 1260	\$ 1315	\$ 1370	\$ 1425	\$ 1510	\$ 1620	\$ 1787	\$ 1897	\$ 2120
 CAASH	<b>Replacement Lounge Chair, Back and Seat, Armless, Contrast, With Welting</b> <ul style="list-style-type: none"><li>Field replaceable fully upholstered seat &amp; back ONLY for Cascha Lounge Chair, Armless (base not included)</li><li>Repurpose existing mounting hardware *New mounting hardware NOT included</li><li>Includes 0.25" contrasting perimeter welt</li><li>Basic tools required</li><li>1 = Top of Seat &amp; Inside Back (Fabric Contrast 1) C.O.M. = 1.25 yds</li><li>2 = Bottom of Seat &amp; Outside Back (Fabric Contrast 2) C.O.M. = 1.25 yds</li></ul>	CAASHLCP	□□□□	□□□□	□□□□	0.0#	\$ 1095	\$ 1217		\$ 1255	\$ 1290	\$ 1345	\$ 1400	\$ 1455	\$ 1540	\$ 1650	\$ 1817	\$ 1927	\$ 2150
		<b>A</b>	<b>B</b>	<b>C</b>	<b>D</b>														

HOW TO ORDER

Indicate the following information on order form:

- Quantity of each item.
- Model number, including options. See “How To Build a Model Number”.
- Any special service required.

Note:

- The ☐ indicates that a choice is required.
- The absence of the ☐ indicates that no choice is required.
- Alpha-numeric characters in place of ☐ indicate that no other alternatives are available.

HOW TO BUILD A MODEL NUMBER

- A**Select basic model.
- B**Select non-contrast or fabric contrast 1. Refer to [ki.com/fabrics](https://ki.com/fabrics)
- C**Select fabric contrast 2. Refer to [ki.com/fabrics](https://ki.com/fabrics)
- D**Select welting color. Refer to the **Product Color Options** page in this price list.



Cascha™ Lounge Seating

Replacement Ottoman Seat



Cascha™ Lounge Seating

Replacement Ottoman Seat

MODEL		MODEL NUMBER																		
		Basic Model	Non-Contrast or Fabric Contrast 1	Fabric Contrast 2	Approx. Packaged Weight	Grade C.O.M.	Grade C				Grade D	Grade E & C.O.L.	Grade F	Grade G	Grade H	Grade I	Grade J	Grade K	Grade L Leather	Grade M Leather
	<b>Replacement Ottoman Seat, Non-Contrast</b> <ul style="list-style-type: none"><li>Field replaceable fully upholstered seat ONLY for Cascha Ottoman (base not included)</li><li>Repurpose existing mounting hardware *New mounting hardware NOT included</li><li>Basic tools required</li><li>Non-contrast C.O.M = 0.75 yds</li></ul>	CAASHFNN	□□□□		0.0#	\$ 370	\$ 407				\$ 418	\$ 429	\$ 445	\$ 462	\$ 478	\$ 504	\$ 537	\$ 587	\$ 620	\$ 687
CAASH																				
	<b>Replacement Ottoman Seat, Contrast</b> <ul style="list-style-type: none"><li>Field replaceable fully upholstered seat ONLY for Cascha Ottoman (base not included)</li><li>Repurpose existing mounting hardware *New mounting hardware NOT included</li><li>Basic tools required</li><li>1 = Top of Seat (Fabric Contrast 1) C.O.M. = 0.75 yds</li><li>2 = Bottom of Seat (Fabric Contrast 2) C.O.M. = 0.75 yds</li></ul>	CAASHFCN	□□□□	□□□□	0.0#	\$ 390	\$ 464				\$ 486	\$ 507	\$ 540	\$ 573	\$ 606	\$ 657	\$ 723	\$ 824	\$ 890	\$ 1023
CAASH																				
		<b>A</b>	<b>B</b>	<b>C</b>																

HOW TO ORDER

Indicate the following information on order form:

- Quantity of each item.
- Model number, including options. See “How To Build a Model Number”.
- Any special service required.

Note:

- The ☐ indicates that a choice is required.
- The absence of the ☐ indicates that no choice is required.
- Alpha-numeric characters in place of ☐ indicate that no other alternatives are available.

HOW TO BUILD A MODEL NUMBER

- A** Select basic model.
- B** Select non-contrast or fabric contrast 1. Refer to [ki.com/fabrics](#)
- C** Select fabric contrast 2. Refer to [ki.com/fabrics](#)



Cascha™ Lounge Seating

Replacement Ottoman Seat, With Welting



Cascha™ Lounge Seating

Replacement Ottoman Seat, With Welting

MODEL		MODEL NUMBER																		
		Basic Model	Non-Contrast or Fabric Contrast 1	Fabric Contrast 2	Welting Color	Approx. Packaged Weight	Grade C.O.M.	Grade C			Grade D	Grade E & C.O.L.	Grade F	Grade G	Grade H	Grade I	Grade J	Grade K	Grade L Leather	Grade M Leather
	<b>Replacement Ottoman Seat, Non-Contrast, With Welting</b> <ul style="list-style-type: none"><li>• Field replaceable fully upholstered seat &amp; back ONLY for Cascha Lounge Chair, Armless (base not included)</li><li>• Repurpose existing mounting hardware *New mounting hardware NOT included</li><li>• Includes 0.25" contrasting perimeter welt</li><li>• Basic tools required</li><li>• Non-contrast C.O.M = 0.75 yds</li></ul>	CAASHFNP	□□□□		□□□□	0.0#	\$ 450	\$ 487			\$ 498	\$ 508	\$ 525	\$ 541	\$ 558	\$ 583	\$ 616	\$ 667	\$ 700	\$ 766
CAASH																				
	<b>Replacement Ottoman Seat, Contrast, With Welting</b> <ul style="list-style-type: none"><li>• Field replaceable fully upholstered seat &amp; back ONLY for Cascha Lounge Chair, Armless (base not included)</li><li>• Repurpose existing mounting hardware *New mounting hardware NOT included</li><li>• Includes 0.25" contrasting perimeter welt</li><li>• Basic tools required</li><li>• 1 = Top of Seat (Fabric Contrast 1) C.O.M. = 0.75 yds</li><li>• 2 = Bottom of Seat (Fabric Contrast 2) C.O.M. = 0.75 yds</li></ul>	CAASHFCP	□□□□	□□□□	□□□□	0.0#	\$ 470	\$ 544			\$ 566	\$ 587	\$ 620	\$ 653	\$ 686	\$ 737	\$ 803	\$ 904	\$ 970	\$ 1103
CAASH																				
		<b>A</b>	<b>B</b>	<b>C</b>	<b>D</b>															

HOW TO ORDER

Indicate the following information on order form:

- Quantity of each item.
- Model number, including options. See “How To Build a Model Number”.
- Any special service required.

Note:

- The ☐ indicates that a choice is required.
- The absence of the ☐ indicates that no choice is required.
- Alpha-numeric characters in place of ☐ indicate that no other alternatives are available.

HOW TO BUILD A MODEL NUMBER

- A

Select basic model.
- B

Select non-contrast or fabric contrast 1.  
Refer to [ki.com/fabrics](#)
- C

Select fabric contrast 2.  
Refer to [ki.com/fabrics](#)
- D

Select welting color.  
Refer to the **Product Color Options** page in this price list.


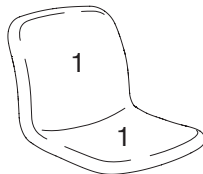
# Cascha™ Guest Seating - Armless

Replacement Guest Chair Back and Seat, Armless



# Cascha™ Guest Seating - Armless

Replacement Guest Chair Back and Seat, Armless

		MODEL NUMBER																
		Basic Model	Non-Contrast or Fabric Contrast 1	Fabric Contrast 2	Approx. Packaged Weight	Grade C.O.M.	Grade C	Grade D	Grade E & C.O.L.	Grade F	Grade G	Grade H	Grade I	Grade J	Grade K	Grade L Leather	Grade M Leather	
	<b>Replacement Guest Chair, Back and Seat, Armless, Non-Contrast</b> <ul style="list-style-type: none"><li>Field replaceable fully upholstered seat &amp; back ONLY for Cascha Guest Chair, Armless (base not included)</li><li>Repurpose existing mounting hardware *New mounting hardware NOT included</li><li>Basic tools required</li><li>Non-contrast C.O.M = 1.25 yds</li></ul>	CAASHGNN	<input type="checkbox"/> <input type="checkbox"/> <input type="checkbox"/> <input type="checkbox"/>		0.0#	\$ 725	\$ 787	\$ 805	\$ 823	\$ 850	\$ 878	\$ 905	\$ 948	\$ 1003	\$ 1087	\$ 1142	\$ 1253	
CAASH																		
	<b>Replacement Guest Chair, Back and Seat, Armless, Contrast</b> <ul style="list-style-type: none"><li>Field replaceable fully upholstered seat &amp; back ONLY for Cascha Guest Chair, Armless (base not included)</li><li>Repurpose existing mounting hardware *New mounting hardware NOT included</li><li>Basic tools required</li><li>1 = Top of Seat &amp; Inside Back (Fabric Contrast 1) C.O.M. = 0.75 yds</li><li>2 = Bottom of Seat &amp; Outside Back (Fabric Contrast 2) C.O.M. = 0.75 yds</li></ul>	CAASHGCN	<input type="checkbox"/> <input type="checkbox"/> <input type="checkbox"/> <input type="checkbox"/>	<input type="checkbox"/> <input type="checkbox"/> <input type="checkbox"/> <input type="checkbox"/>	0.0#	\$ 750	\$ 824	\$ 846	\$ 867	\$ 900	\$ 933	\$ 966	\$ 1017	\$ 1083	\$ 1184	\$ 1250	\$ 1383	
CAASH																		
		<b>A</b>	<b>B</b>	<b>C</b>														

A

B

C

## HOW TO ORDER

- Indicate the following information on order form:
- Quantity of each item.
  - Model number, including options. See “How To Build a Model Number”.
  - Any special service required.

Note:

- The ☐ indicates that a choice is required.
- The absence of the ☐ indicates that no choice is required.
- Alpha-numeric characters in place of ☐ indicate that no other alternatives are available.

## HOW TO BUILD A MODEL NUMBER

- A** Select basic model.
- B** Select non-contrast or fabric contrast 1. Refer to [ki.com/fabrics](#)
- C** Select fabric contrast 2. Refer to [ki.com/fabrics](#)



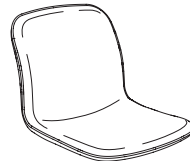
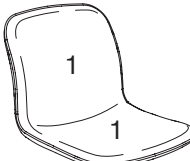
Cascha™ Guest Seating - Armless

Replacement Guest Chair Back and Seat, Armless



Cascha™ Guest Seating - Armless

Replacement Guest Chair Back and Seat, Armless

MODEL		MODEL NUMBER																	
		Basic Model	Non-Contrast or Fabric Contrast 1	Fabric Contrast 2	Welting Color	Approx. Packaged Weight	Grade C.O.M.	Grade C		Grade D	Grade E & C.O.L.	Grade F	Grade G	Grade H	Grade I	Grade J	Grade K	Grade L Leather	Grade M Leather
  CAASH	<b>Replacement Guest Chair, Back and Seat, Armless, Non-Contrast, With Welting</b> <ul style="list-style-type: none"><li>Field replaceable fully upholstered seat &amp; back ONLY for Cascha Guest Chair, Armless (base not included)</li><li>Repurpose existing mounting hardware *New mounting hardware NOT included</li><li>Includes 0.25" contrasting perimeter welt</li><li>Basic tools required</li><li>Non-contrast C.O.M = 1.25 yds</li></ul>	CAASHGNP	<input type="checkbox"/> <input type="checkbox"/> <input type="checkbox"/> <input type="checkbox"/>		<input type="checkbox"/> <input type="checkbox"/> <input type="checkbox"/> <input type="checkbox"/>	0.0#	\$ 825	\$ 886		\$ 905	\$ 923	\$ 950	\$ 978	\$ 1005	\$ 1048	\$ 1103	\$ 1186	\$ 1241	\$ 1353
  CAASH	<b>Replacement Guest Chair, Back and Seat, Armless, Contrast, With Welting</b> <ul style="list-style-type: none"><li>Field replaceable fully upholstered seat &amp; back ONLY for Cascha Guest Chair, Armless (base not included)</li><li>Repurpose existing mounting hardware *New mounting hardware NOT included</li><li>Includes 0.25" contrasting perimeter welt</li><li>Basic tools required</li><li>1 = Top of Seat &amp; Inside Back (Fabric Contrast 1) C.O.M. = 0.75 yds</li><li>2 = Bottom of Seat &amp; Outside Back (Fabric Contrast 2) C.O.M. = 0.75 yds</li></ul>	CAASHGCP	<input type="checkbox"/> <input type="checkbox"/> <input type="checkbox"/> <input type="checkbox"/>	<input type="checkbox"/> <input type="checkbox"/> <input type="checkbox"/> <input type="checkbox"/>	<input type="checkbox"/> <input type="checkbox"/> <input type="checkbox"/> <input type="checkbox"/>	0.0#	\$ 850	\$ 924		\$ 946	\$ 967	\$ 1000	\$ 1033	\$ 1066	\$ 1117	\$ 1183	\$ 1284	\$ 1350	\$ 1483
		<b>A</b>	<b>B</b>	<b>C</b>	<b>D</b>														

HOW TO ORDER

Indicate the following information on order form:

- Quantity of each item.
- Model number, including options. See “How To Build a Model Number”.
- Any special service required.

Note:

- The ☐ indicates that a choice is required.
- The absence of the ☐ indicates that no choice is required.
- Alpha-numeric characters in place of ☐ indicate that no other alternatives are available.

HOW TO BUILD A MODEL NUMBER

- A**Select basic model.
- B**Select non-contrast or fabric contrast 1. Refer to [ki.com/fabrics](#)
- C**Select fabric contrast 2. Refer to [ki.com/fabrics](#)
- D**Select welting color. Refer to the **Product Color Options** page in this price list.

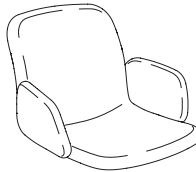
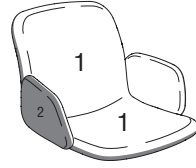
Cascha™ Guest Seating - With Arm

Replacement Guest Chair Back and Seat, With Arm



Cascha™ Guest Seating - With Arm

Replacement Guest Chair Back and Seat, With Arm

MODEL		MODEL NUMBER																
		Basic Model	Non-Contrast or Fabric Contrast 1	Fabric Contrast 2	Approx. Packaged Weight	Grade C.O.M.	Grade C	Grade D	Grade E & C.O.L.	Grade F	Grade G	Grade H	Grade I	Grade J	Grade K	Grade L Leather	Grade M Leather	
	<b>Replacement Guest Chair, Back and Seat, With Arm, Non-Contrast</b> <ul style="list-style-type: none"><li>Field replaceable fully upholstered seat &amp; back ONLY for Cascha Guest Chair with Arms (base not included)</li><li>Repurpose existing mounting hardware *New mounting hardware NOT included</li><li>Basic tools required</li><li>Non-contrast C.O.M = 1.5 yds</li></ul>	CAASHGANN	□□□□		0.0#	\$ 900	\$ 974	\$ 996	\$ 1017	\$ 1050	\$ 1083	\$ 1116	\$ 1167	\$ 1233	\$ 1334	\$ 1400	\$ 1533	
CAASH																		
	<b>Replacement Guest Chair, Back and Seat, With Arm, Contrast</b> <ul style="list-style-type: none"><li>Field replaceable fully upholstered seat &amp; back ONLY for Cascha Guest Chair, Armless (base not included)</li><li>Repurpose existing mounting hardware *New mounting hardware NOT included</li><li>Basic tools required</li><li>1 = Top of Seat &amp; Inside Back &amp; Arms (Fabric Contrast 1) C.O.M. = 1 yd</li><li>2 = Bottom of Seat &amp; Outside Back &amp; Arms (Fabric Contrast 2) C.O.M. = 1 yd</li></ul>	CAASHGACN	□□□□	□□□□	0.0#	\$ 930	\$ 1028	\$ 1058	\$ 1086	\$ 1130	\$ 1174	\$ 1218	\$ 1286	\$ 1374	\$ 1508	\$ 1596	\$ 1774	
CAASH																		
		A	B	C														

A

B

C

HOW TO ORDER

Indicate the following information on order form:

- Quantity of each item.
- Model number, including options. See “How To Build a Model Number”.
- Any special service required.

Note:

- The ☐ indicates that a choice is required.
- The absence of the ☐ indicates that no choice is required.
- Alpha-numeric characters in place of ☐ indicate that no other alternatives are available.

HOW TO BUILD A MODEL NUMBER

- A** Select basic model.
- B** Select non-contrast or fabric contrast 1. Refer to [ki.com/fabrics](#)
- C** Select fabric contrast 2. Refer to [ki.com/fabrics](#)


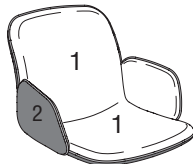
Cascha™ Guest Seating - With Arm

Replacement Guest Chair Back and Seat, With Arm



Cascha™ Guest Seating - With Arm

Replacement Guest Chair Back and Seat, With Arm

MODEL		MODEL NUMBER																		
		Basic Model	Non-Contrast or Fabric Contrast 1	Fabric Contrast 2	Welting Color	Approx. Packaged Weight	Grade C.O.M.	Grade C			Grade D	Grade E & C.O.L.	Grade F	Grade G	Grade H	Grade I	Grade J	Grade K	Grade L Leather	Grade M Leather
 CAASH	<b>Replacement Guest Chair, Back and Seat, With Arm, Non-Contrast, With Welting</b>	CAASHGANP	□□□□		□□□□	0.0#	\$ 1020	\$ 1094			\$ 1116	\$ 1137	\$ 1170	\$ 1203	\$ 1287	\$ 1287	\$ 1353	\$ 1454	\$ 1520	\$ 1653
	<ul style="list-style-type: none"><li>Field replaceable fully upholstered seat &amp; back ONLY for Cascha Guest Chair with Arms (base not included)</li><li>Repurpose existing mounting hardware *New mounting hardware NOT included</li><li>Includes 0.25" contrasting perimeter welt</li><li>Basic tools required</li><li>Non-contrast C.O.M = 1.5 yds</li></ul>																			
 CAASH	<b>Replacement Guest Chair, Back and Seat, With Arm, Contrast, With Welting</b>	CAASHGACP	□□□□	□□□□	□□□□	0.0#	\$ 1050	\$ 1148			\$ 1178	\$ 1206	\$ 1250	\$ 1294	\$ 1338	\$ 1406	\$ 1494	\$ 1628	\$ 1716	\$ 1894
	<ul style="list-style-type: none"><li>Field replaceable fully upholstered seat &amp; back ONLY for Cascha Guest Chair with Arms (base not included)</li><li>Repurpose existing mounting hardware *New mounting hardware NOT included</li><li>Includes 0.25" contrasting perimeter welt</li><li>Basic tools required</li><li>1 = Top of Seat &amp; Inside Back &amp; Arms (Fabric Contrast 1) C.O.M. = 1 yd</li><li>2 = Bottom of Seat &amp; Outside Back &amp; Arms (Fabric Contrast 2) C.O.M. = 1 yd</li></ul>																			
		<b>A</b>	<b>B</b>	<b>C</b>	<b>D</b>															

HOW TO ORDER

Indicate the following information on order form:

- Quantity of each item.
- Model number, including options. See “How To Build a Model Number”.
- Any special service required.

Note:

- The ☐ indicates that a choice is required.
- The absence of the ☐ indicates that no choice is required.
- Alpha-numeric characters in place of ☐ indicate that no other alternatives are available.

HOW TO BUILD A MODEL NUMBER

- A** Select basic model.
- B** Select non-contrast or fabric contrast 1. Refer to [ki.com/fabrics](https://ki.com/fabrics)
- C** Select fabric contrast 2. Refer to [ki.com/fabrics](https://ki.com/fabrics)
- D** Select welting color. Refer to the **Product Color Options** page in this price list.


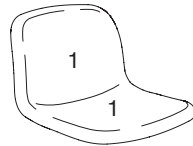
Cascha™ Stools - Armless

Replacement Stool Back and Seat, Armless



Cascha™ Stools - Armless

Replacement Stool Back and Seat, Armless

MODEL		MODEL NUMBER																		
		Basic Model	Non-Contrast or Fabric Contrast 1	Fabric Contrast 2	Approx. Packaged Weight	Grade C.O.M.	Grade C				Grade D	Grade E & C.O.L.	Grade F	Grade G	Grade H	Grade I	Grade J	Grade K	Grade L Leather	Grade M Leather
	<b>Replacement Stool, Back and Seat, Armless, Non-Contrast</b> <ul style="list-style-type: none"><li>Field replaceable fully upholstered seat &amp; back ONLY for Cascha Stool, Armless (base not included)</li><li>Repurpose existing mounting hardware *New mounting hardware NOT included</li><li>Basic tools required</li><li>Non-contrast C.O.M = 1 yd</li></ul>	CAASHSNN	□□□□		0.0#	\$ 650	\$ 699				\$ 714	\$ 728	\$ 750	\$ 772	\$ 794	\$ 828	\$ 872	\$ 939	\$ 983	\$ 1072
CAASH																				
	<b>Replacement Stool, Back and Seat, Armless, Contrast</b> <ul style="list-style-type: none"><li>Field replaceable fully upholstered seat &amp; back ONLY for Cascha Stool, Armless (base not included)</li><li>Repurpose existing mounting hardware *New mounting hardware NOT included</li><li>Basic tools required</li><li>1 = Top of Seat &amp; Inside Back (Fabric Contrast 1) C.O.M. = 0.5 yds</li><li>2 = Bottom of Seat &amp; Outside Back (Fabric Contrast 2) C.O.M. = 0.75 yds</li></ul>	CAASHSCN	□□□□	□□□□	0.0#	\$ 675	\$ 737				\$ 755	\$ 773	\$ 800	\$ 828	\$ 855	\$ 898	\$ 953	\$ 1037	\$ 1092	\$ 1203
CAASH																				
		<b>A</b>	<b>B</b>	<b>C</b>																

HOW TO ORDER

Indicate the following information on order form:

- Quantity of each item.
- Model number, including options. See “How To Build a Model Number”.
- Any special service required.

Note:

- The ☐ indicates that a choice is required.
- The absence of the ☐ indicates that no choice is required.
- Alpha-numeric characters in place of ☐ indicate that no other alternatives are available.

HOW TO BUILD A MODEL NUMBER

- A

Select basic model.
- B

Select non-contrast or fabric contrast 1.  
Refer to [ki.com/fabrics](#)
- C

Select fabric contrast 2.  
Refer to [ki.com/fabrics](#)


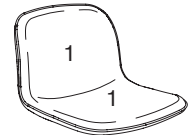
Cascha™ Stools - Armless

Replacement Stool Back and Seat, Armless



Cascha™ Stools - Armless

Replacement Stool Back and Seat, Armless

MODEL		MODEL NUMBER																	
		Basic Model	Non-Contrast or Fabric Contrast 1	Fabric Contrast 2	Welting Color	Approx. Packaged Weight	Grade C.O.M.	Grade C		Grade D	Grade E & C.O.L.	Grade F	Grade G	Grade H	Grade I	Grade J	Grade K	Grade L Leather	Grade M Leather
	<b>Replacement Stool, Back and Seat, Armless, Non-Contrast, With Welting</b> <ul style="list-style-type: none"><li>Field replaceable fully upholstered seat &amp; back ONLY for Cascha Stool, Armless (base not included)</li><li>Repurpose existing mounting hardware *New mounting hardware NOT included</li><li>Includes 0.25" contrasting perimeter welt</li><li>Basic tools required</li><li>Non-contrast C.O.M = 1 yd</li></ul>	CAASHSNP	□□□□		□□□□	0.0#	\$ 750	\$ 799		\$ 814	\$ 828	\$ 850	\$ 872	\$ 894	\$ 928	\$ 972	\$ 1039	\$ 1083	\$ 1172
	<b>Replacement Stool, Back and Seat, Armless, Contrast, With Welting</b> <ul style="list-style-type: none"><li>Field replaceable fully upholstered seat &amp; back ONLY for Cascha Stool, Armless (base not included)</li><li>Repurpose existing mounting hardware *New mounting hardware NOT included</li><li>Includes 0.25" contrasting perimeter welt</li><li>Basic tools required</li><li>1 = Top of Seat &amp; Inside Back (Fabric Contrast 1) C.O.M. = 0.5 yds</li><li>2 = Bottom of Seat &amp; Outside Back (Fabric Contrast 2) C.O.M. = 0.75 yds</li></ul>	CAASHSCP	□□□□	□□□□	□□□□	0.0#	\$ 775	\$ 836		\$ 855	\$ 872	\$ 900	\$ 927	\$ 955	\$ 997	\$ 1052	\$ 1136	\$ 1191	\$ 1302

A

B

C

D

HOW TO ORDER

Indicate the following information on order form:

- Quantity of each item.
- Model number, including options. See “How To Build a Model Number”.
- Any special service required.

Note:

- The ☐ indicates that a choice is required.
- The absence of the ☐ indicates that no choice is required.
- Alpha-numeric characters in place of ☐ indicate that no other alternatives are available.

HOW TO BUILD A MODEL NUMBER

- A

Select basic model.
- B

Select non-contrast or fabric contrast 1.  
Refer to [ki.com/fabrics](#)
- C

Select fabric contrast 2.  
Refer to [ki.com/fabrics](#)
- D

Select welting color.  
Refer to the **Product Color Options** page in this price list.

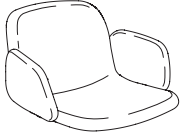
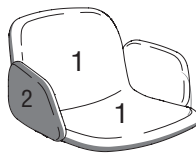
# Cascha™ Stools - With Arm

Replacement Stool Back and Seat, With Arm



# Cascha™ Stools - With Arm

Replacement Stool Back and Seat, With Arm

MODEL	MODEL NUMBER																
	Basic Model	Non-Contrast or Fabric Contrast 1	Fabric Contrast 2	Approx. Packaged Weight	Grade C.O.M.	Grade C		Grade D	Grade E & C.O.L.	Grade F	Grade G	Grade H	Grade I	Grade J	Grade K	Grade L Leather	Grade M Leather
 CAASH	<b>Replacement Stool, Back and Seat, With Arm, Non-Contrast</b> <ul style="list-style-type: none"><li>Field replaceable fully upholstered seat &amp; back ONLY for Cascha Stool with Arms (base not included)</li><li>Repurpose existing mounting hardware *New mounting hardware NOT included</li><li>Basic tools required</li><li>Non-contrast C.O.M = 1.25 yds</li></ul>	CAASHSANN	<input type="checkbox"/> <input type="checkbox"/> <input type="checkbox"/> <input type="checkbox"/>		0.0#	\$ 825	\$ 886	\$ 905	\$ 922	\$ 950	\$ 977	\$ 1005	\$ 1047	\$ 1102	\$ 1186	\$ 1241	\$ 1352
 CAASH	<b>Replacement Stool, Back and Seat, With Arm, Contrast</b> <ul style="list-style-type: none"><li>Field replaceable fully upholstered seat &amp; back ONLY for Cascha Stool with Arms (base not included)</li><li>Repurpose existing mounting hardware *New mounting hardware NOT included</li><li>Basic tools required</li><li>1 = Top of Seat &amp; Inside Back (Fabric Contrast 1) C.O.M. = 1 yd</li><li>2 = Bottom of Seat &amp; Outside Back (Fabric Contrast 2) C.O.M. = 0.75 yds</li></ul>	CAASHSACN	<input type="checkbox"/> <input type="checkbox"/> <input type="checkbox"/> <input type="checkbox"/>	<input type="checkbox"/> <input type="checkbox"/> <input type="checkbox"/> <input type="checkbox"/>	0.0#	\$ 855	\$ 941	\$ 967	\$ 992	\$ 1030	\$ 1069	\$ 1107	\$ 1167	\$ 1244	\$ 1361	\$ 1438	\$ 1594

A

B

C

## HOW TO ORDER

Indicate the following information on order form:  
1. Quantity of each item.  
2. Model number, including options. See “How To Build a Model Number”.  
3. Any special service required.

Note: • The ☐ indicates that a choice is required.  
• The absence of the ☐ indicates that no choice is required.  
• Alpha-numeric characters in place of ☐ indicate that no other alternatives are available.

## HOW TO BUILD A MODEL NUMBER

- A** Select basic model.
- B** Select non-contrast or fabric contrast 1. Refer to [ki.com/fabrics](https://ki.com/fabrics)
- C** Select fabric contrast 2. Refer to [ki.com/fabrics](https://ki.com/fabrics)

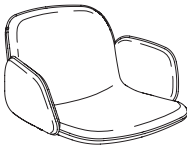
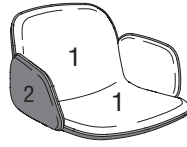
# Cascha™ Stools - With Arm

Replacement Stool Back and Seat, With Arm



# Cascha™ Stools - With Arm

Replacement Stool Back and Seat, With Arm

		MODEL NUMBER																		
		Basic Model	Non-Contrast or Fabric Contrast 1	Fabric Contrast 2	Welting Color	Approx. Packaged Weight	Grade C.O.M.	Grade C			Grade D	Grade E & C.O.L.	Grade F	Grade G	Grade H	Grade I	Grade J	Grade K	Grade L Leather	Grade M Leather
	<b>Replacement Stool, Back and Seat, With Arm, Non-Contrast, With Welting</b> <ul style="list-style-type: none"><li>Field replaceable fully upholstered seat &amp; back ONLY for Cascha Stool with Arms (base not included)</li><li>Repurpose existing mounting hardware *New mounting hardware NOT included</li><li>Includes 0.25" contrasting perimeter welt</li><li>Basic tools required</li><li>Non-contrast C.O.M = 1.25 yds</li></ul>	CAASHSANP	□□□□		□□□□	0.0#	\$ 945	\$ 1007			\$ 1025	\$ 1043	\$ 1070	\$ 1098	\$ 1125	\$ 1168	\$ 1223	\$ 1307	\$ 1362	\$ 1473
CAASH																				
	<b>Replacement Stool, Back and Seat, Armless, Contrast, With Welting</b> <ul style="list-style-type: none"><li>Field replaceable fully upholstered seat &amp; back ONLY for Cascha Stool with Arms (base not included)</li><li>Repurpose existing mounting hardware *New mounting hardware NOT included</li><li>Includes 0.25" contrasting perimeter welt</li><li>Basic tools required</li><li>1 = Top of Seat &amp; Inside Back (Fabric Contrast 1) C.O.M. = 1 yd</li><li>2 = Bottom of Seat &amp; Outside Back (Fabric Contrast 2) C.O.M. = 0.75 yds</li></ul>	CAASHSACP	□□□□	□□□□	□□□□	0.0#	\$ 975	\$ 1061			\$ 1087	\$ 1112	\$ 1150	\$ 1189	\$ 1227	\$ 1287	\$ 1364	\$ 1481	\$ 1558	\$ 1714
CAASH																				
		<b>A</b>	<b>B</b>	<b>C</b>	<b>D</b>															

## HOW TO ORDER

Indicate the following information on order form:

- Quantity of each item.
- Model number, including options. See “How To Build a Model Number”.
- Any special service required.

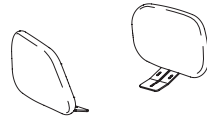

Note:

- The ☐ indicates that a choice is required.
- The absence of the ☐ indicates that no choice is required.
- Alpha-numeric characters in place of ☐ indicate that no other alternatives are available.

## HOW TO BUILD A MODEL NUMBER

- A** Select basic model.
- B** Select non-contrast or fabric contrast 1. Refer to [ki.com/fabrics](https://www.ki.com/fabrics)
- C** Select fabric contrast 2. Refer to [ki.com/fabrics](https://www.ki.com/fabrics)
- D** Select welting color. Refer to the **Product Color Options** page in this price list.



		MODEL	MODEL NUMBER															
			Basic Model	Non-Contrast or Fabric Contrast 1	Fabric Contrast 2	Approx. Packaged Weight	Grade C.O.M.	Grade C	Grade D	Grade E & C.O.L.	Grade F	Grade G	Grade H	Grade I	Grade J	Grade K	Grade L Leather	Grade M Leather
 CAAAR	<b>Replacement Guest Chair &amp; Stool, Arm Kit, Non-Contrast</b> <ul style="list-style-type: none"><li>Field replaceable fully upholstered seat &amp; back ONLY for Cascha Guest Chair or Stool (back, seat and base NOT included)</li><li>Includes mounting hardware</li><li>Arms can be added to an armless Cascha guest chair or stool or field replaced on a Cascha guest chair or stool with arms. If arms are added to an armless chair or stool, arm attachment brackets will be visible.</li><li>Basic tools required</li><li>Non-contrast C.O.M = 0.5 yds</li></ul>	CAAARNN	□□□□		0.0#	\$ 250	\$ 274	\$ 282	\$ 289	\$ 300	\$ 311	\$ 322	\$ 339	\$ 361	\$ 394	\$ 416	\$ 461	
 CAAAR	<b>Replacement Guest Chair &amp; Stool, Arm Kit, Contrast</b> <ul style="list-style-type: none"><li>Field replaceable fully upholstered seat &amp; back ONLY for Cascha Guest Chair or Stool (back, seat and base NOT included)</li><li>Includes mounting hardware</li><li>Arms can be added to an armless Cascha guest chair or stool or field replaced on a Cascha guest chair or stool with arms. If arms are added to an armless chair or stool, arm attachment brackets will be visible.</li><li>Basic tools required</li><li>1 = Inside of Arms (Fabric Contrast 1) C.O.M. = 0.5 yds</li><li>2 = Bottom of Arms (Fabric Contrast 2) C.O.M. = 0.5 yds</li></ul>	CAAARCN	□□□□	□□□□	0.0#	\$ 260	\$ 309	\$ 324	\$ 338	\$ 360	\$ 382	\$ 404	\$ 438	\$ 482	\$ 549	\$ 593	\$ 682	
		<b>A</b>	<b>B</b>	<b>C</b>														

HOW TO ORDER

Indicate the following information on order form:

- Quantity of each item.
- Model number, including options. See “How To Build a Model Number”.
- Any special service required.

Note:



- The ☐ indicates that a choice is required.
- The absence of the ☐ indicates that no choice is required.
- Alpha-numeric characters in place of ☐ indicate that no other alternatives are available.

HOW TO BUILD A MODEL NUMBER

- A** Select basic model.
- B** Select non-contrast or fabric contrast 1. Refer to [ki.com/fabrics](#)
- C** Select fabric contrast 2. Refer to [ki.com/fabrics](#)





		MODEL NUMBER																	
		Basic Model	Non-Contrast or Fabric Contrast 1	Fabric Contrast 2	Welting Color	Approx. Packaged Weight	Grade C.O.M.	Grade C		Grade D	Grade E & C.O.L.	Grade F	Grade G	Grade H	Grade I	Grade J	Grade K	Grade L Leather	Grade M Leather
 CAAAR	<b>Replacement Guest Chair &amp; Stool, Arm Kit, Non-Contrast, With Welting</b> <ul style="list-style-type: none"><li>Field replaceable fully upholstered seat &amp; back ONLY for Cascha Guest Chair or Stool (back, seat and base NOT included)</li><li>Includes mounting hardware</li><li>Arms can be added to an armless Cascha guest chair or stool or field replaced on a Cascha guest chair or stool with arms. If arms are added to an armless chair or stool, arm attachment brackets will be visible.</li><li>Includes 0.25" contrasting perimeter welt</li><li>Basic tools required</li></ul>	CAAARNP	□□□□		□□□□	0.0#	\$ 290	\$ 314		\$ 322	\$ 329	\$ 340	\$ 351	\$ 362	\$ 379	\$ 401	\$ 434	\$ 456	\$ 501
 CAAAR	<b>Replacement Guest Chair &amp; Stool, Arm Kit, Contrast, With Welting</b> <ul style="list-style-type: none"><li>Field replaceable fully upholstered seat &amp; back ONLY for Cascha Guest Chair or Stool (back, seat and base NOT included)</li><li>Includes mounting hardware</li><li>Arms can be added to an armless Cascha guest chair or stool or field replaced on a Cascha guest chair or stool with arms. If arms are added to an armless chair or stool, arm attachment brackets will be visible.</li><li>Includes 0.25" contrasting perimeter welt</li><li>Basic tools required</li><li>1 = Inside of Arms (Fabric Contrast 1) C.O.M. = 0.5 yds</li><li>2 = Bottom of Arms (Fabric Contrast 2) C.O.M. = 0.5 yds</li></ul>	CAAARCP	□□□□	□□□□	□□□□	0.0#	\$ 300	\$ 349		\$ 364	\$ 378	\$ 400	\$ 422	\$ 444	\$ 478	\$ 622	\$ 589	\$ 633	\$ 722

A

B

C

D

A

B

C

D

HOW TO ORDER

Indicate the following information on order form:

- Quantity of each item.
- Model number, including options. See “How To Build a Model Number”.
- Any special service required.

Note:

- The ☐ indicates that a choice is required.
- The absence of the ☐ indicates that no choice is required.
- Alpha-numeric characters in place of ☐ indicate that no other alternatives are available.

HOW TO BUILD A MODEL NUMBER


- A

Select basic model.
- B

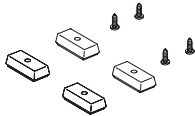
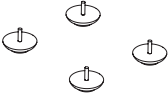
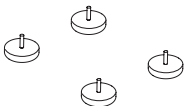
Select non-contrast or fabric contrast 1.  
Refer to [ki.com/fabrics](https://ki.com/fabrics)
- C

Select fabric contrast 2.  
Refer to [ki.com/fabrics](https://ki.com/fabrics)
- D

Select welting color.  
Refer to the **Product Color Options** page in this price list.





MODEL	MODEL NUMBER		
	Basic Model	Approx. Packaged Weight	Delivered Pricing
 <div>CAAGC</div>	<b>Replacement Sled Base Glide Kit for Lounge Chair</b> <ul style="list-style-type: none"><li>Field replaceable NYLON glides for SLED BASE on Cascha Lounge Chairs (set of 4)</li><li>Basic tools required</li></ul>	CAAGCSL	0.0# \$ 55
 <div>CAAGC</div>	<b>Replacement Wood Base Felt Glide Kit for Lounge Chair, Ottoman, Guest Chair, Stool and Tables</b> <ul style="list-style-type: none"><li>Field replaceable FELT glides for WOOD BASE (Wood Four-Leg &amp; Wood Swivel) on Cascha Lounge Chairs, Ottomans, Guest Chairs, Stools &amp; Tables (set of 4)</li><li>Basic tools required</li></ul>	CAAGCWFG	0.0# \$ 50
 <div>CAAGC</div>	<b>Replacement Wood Base Nylon Glide Kit for Lounge Chair, Ottoman, Guest Chair, Stool and Tables</b> <ul style="list-style-type: none"><li>Field replaceable NYLON glides for WOOD BASE (Wood Four-Leg &amp; Wood Swivel) on Cascha Lounge Chairs, Ottomans, Guest Chairs, Stools &amp; Tables (set of 4)</li><li>Basic tools required</li></ul>	CAAGCWPG	0.0# \$ 50

A

HOW TO ORDER

Indicate the following information on order form:

- Quantity of each item.
- Model number, including options. See “How To Build a Model Number”.
- Any special service required.

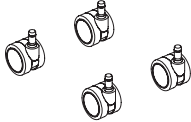
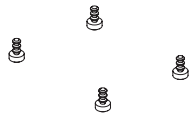
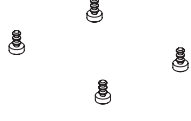
Note:

- The ☐ indicates that a choice is required.
- The absence of the ☐ indicates that no choice is required.
- Alpha-numeric characters in place of ☐ indicate that no other alternatives are available.

HOW TO BUILD A MODEL NUMBER

A Select basic model.



MODEL	MODEL NUMBER			
	Basic Model	Approx. Packaged Weight	Delivered Pricing	
  CAAGC	<b>Replacement Metal Swivel Base Caster Kit for Lounge Chair and Guest Chair</b> <ul style="list-style-type: none"><li>Field replaceable CASTERS for METAL SWIVEL BASE on Cascha Lounge Chairs &amp; Guest Chairs (set of 4)</li><li>Basic tools required</li></ul>	CAAGCMSC	0.0#	\$ 80
  CAAGC	<b>Replacement Metal Swivel Base Felt Glide Kit for Lounge Chair, Ottoman and Guest Chair</b> <ul style="list-style-type: none"><li>Field replaceable FELT glides for METAL SWIVEL BASE on Cascha Lounge Chairs, Ottomans &amp; Guest Chairs (set of 4)</li><li>Basic tools required</li></ul>	CAAGCMSFG	0.0#	\$ 50
  CAAGC	<b>Replacement Metal Swivel Base Nylon Glide Kit for Lounge Chair, Ottoman and Guest Chair</b> <ul style="list-style-type: none"><li>Field replaceable NYLON glides for METAL SWIVEL BASE on Cascha Lounge Chairs, Ottomans &amp; Guest Chairs (set of 4)</li><li>Basic tools required</li></ul>	CAAGCMSPG	0.0#	\$ 50

A

HOW TO ORDER

Indicate the following information on order form:

- Quantity of each item.
- Model number, including options. See “How To Build a Model Number”.
- Any special service required.



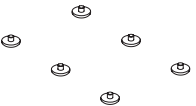
Note:

- The ☐ indicates that a choice is required.
- The absence of the ☐ indicates that no choice is required.
- Alpha-numeric characters in place of ☐ indicate that no other alternatives are available.

HOW TO BUILD A MODEL NUMBER

A Select basic model.



MODEL	MODEL NUMBER			
	Basic Model	Approx. Packaged Weight	Delivered Pricing	
 CAAGC	<b>Replacement Metal Four-Leg Base Felt Glide Kit for Guest Chair and Stool</b> <ul style="list-style-type: none"><li>Field replaceable FELT glides for METAL FOUR-LEG BASE on Cascha Guest Chairs &amp; Stools (set of 4)</li><li>Basic tools required</li></ul>	CAAGCM4FG	0.0#	\$ 50
 CAAGC	<b>Replacement Metal Four-Leg Base Nylon Glide Kit for Guest Chair and Stool</b> <ul style="list-style-type: none"><li>Field replaceable NYLON glides for METAL FOUR-LEG BASE on Cascha Guest Chairs &amp; Stools (set of 4)</li><li>Basic tools required</li></ul>	CAAGCM4PG	0.0#	\$ 50
 CAAGC	<b>Replacement Metal Swivel Pedestal Base Nylon Glide Kit for Height Adjustable Stool</b> <ul style="list-style-type: none"><li>Field replaceable NYLON glides for METAL SWIVEL PEDESTAL BASE on Cascha Stools (set of 6)</li><li>Basic tools required</li></ul>	CAAGCPDPG	0.0#	\$ 40

**A**

HOW TO ORDER

Indicate the following information on order form:

- Quantity of each item.
- Model number, including options. See “How To Build a Model Number”.
- Any special service required.

Note:

- The ☐ indicates that a choice is required.
- The absence of the ☐ indicates that no choice is required.
- Alpha-numeric characters in place of ☐ indicate that no other alternatives are available.

HOW TO BUILD A MODEL NUMBER

**A** Select basic model.



1330 BELLEVUE STREET  
GREEN BAY, WI 54302  
800.424.2432 / KI.COM

KI is a trusted expert for furniture and wall systems around the globe.  
USA | CANADA | MEXICO | UK | EUROPE | ASIA | MIDDLE EAST  
© 2024 Krueger International, Inc. All Rights Reserved.