

SIENNA
WOOD SURFACES

STONESOURCE

SIENNA WOOD SURFACES



the beauty of different woods' vein patterns, structures and colors




PALLETS WHITE



VINTAGE



INDUSTRIAL



TRONCO



TAVOLA



Wall: PALLETS WHITE Natural 8"x48" Rectified



Floor: VINTAGE Natural 8"x48" Rectified



INDUSTRIAL Natural 8"x48" Rectified & INDUSTRIAL Natural 8"x8"



TRONCO Natural 8"x8" & TRONCO Natural 8"x48" Rectified



TAVOLA Natural 8"x48" Rectified

SIENNA WOOD SURFACES

PALLETS WHITE



PALLETS WHITE 8"x48" Rectified
Thickness: 10mm - Finish: Natural

SPECIAL PIECES



Bullnose 2"x48" Rectified
Finish: Natural
Available in all colors



Step 13"x48"x1.25"x1.25" Rectified
Finish: Natural
Available in all colors



Corner Tile SX/DX 13"x48"x1.25"x1.25" Rectified
Finish: Natural
Available in all colors



Stair Tread 13"x48" Rectified
Finish: Natural
Available in all colors

SIENNA WOOD SURFACES

VINTAGE



VINTAGE 8"x71" Rectified
Thickness: 10mm - Finish: Natural

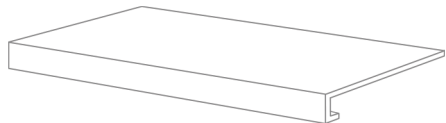


VINTAGE 8"x48" Rectified
Thickness: 10mm - Finish: Natural

SPECIAL PIECES



Bullnose 2"x48" Rectified
Finish: Natural
Available in all colors



Step 13"x48"x1.25"x1.25" Rectified
Finish: Natural
Available in all colors



Corner Tile SX/DX 13"x48"x1.25"x1.25" Rectified
Finish: Natural
Available in all colors



Stair Tread 13"x48" Rectified
Finish: Natural
Available in all colors

SIENNA WOOD SURFACES

INDUSTRIAL



INDUSTRIAL 8"x8"
Thickness: 10mm - Finish: Natural



INDUSTRIAL 8"x71" Rectified
Thickness: 10mm - Finish: Natural



INDUSTRIAL 8"x48" Rectified
Thickness: 10mm - Finish: Natural

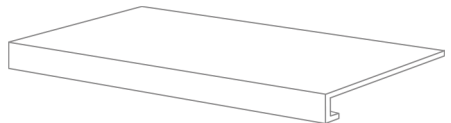


INDUSTRIAL 10"x60" Rectified
Finish: Natural

SPECIAL PIECES



Bullnose 2"x48" Rectified
Finish: Natural
Available in all colors



Step 13"x48"x1.25"x1.25" Rectified
Finish: Natural
Available in all colors



Corner Tile SX/DX 13"x48"x1.25"x1.25" Rectified
Finish: Natural
Available in all colors



Stair Tread 13"x48" Rectified
Finish: Natural
Available in all colors

SIENNA WOOD SURFACES

TRONCO



TRONCO 8"x8"
Thickness: 10mm - Finish: Natural



TRONCO 8"x71" Rectified
Thickness: 10mm - Finish: Natural



TRONCO 8"x48" Rectified
Thickness: 10mm - Finish: Natural

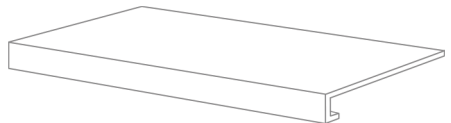


TRONCO 10"x60" Rectified
Finish: Natural

SPECIAL PIECES



Bullnose 2"x48" Rectified
Finish: Natural
Available in all colors



Step 13"x48"x1.25"x1.25" Rectified
Finish: Natural
Available in all colors



Corner Tile SX/DX 13"x48"x1.25"x1.25" Rectified
Finish: Natural
Available in all colors



Stair Tread 13"x48" Rectified
Finish: Natural
Available in all colors

SIENNA WOOD SURFACES

TAVOLA



TAVOLA 8"x71" Rectified
Thickness: 10mm - Finish: Natural



TAVOLA 8"x48" Rectified
Thickness: 10mm - Finish: Natural

SPECIAL PIECES



Bullnose 2"x48" Rectified
Finish: Natural
Available in all colors



Step 13"x48"x1.25"x1.25" Rectified
Finish: Natural
Available in all colors



Corner Tile SX/DX 13"x48"x1.25"x1.25" Rectified
Finish: Natural
Available in all colors



Stair Tread 13"x48" Rectified
Finish: Natural
Available in all colors

SIENNA WOOD SURFACES

TECHNICAL CHARACTERISTICS ANSI A 1371-2012 Standards - Porcelain tiles with low water absorptions Class P1.

TECHNICAL CHARACTERISTICS	TEST METHOD	REQUIRED VALUE	VALUES
Caliber Range - Rectified	ASTM C499	$\pm 0.25\%$ or 0.03 in (0.8mm) ¹	$\pm 0.20\%$
Thickness ²		Range: ± 0.04 in (1.02mm)	Compliant
Wedging - Rectified	ASTM C502	$\pm 0.25\%$ or 0.03 in (0.8mm) ¹	$\pm 0.15\%$
Warpage Edge - Rectified	ASTM C485	$\pm 0.40\%$ or 0.05 in (1.3mm) ³ or 1.8mm ⁴	$\pm 0.25\%$
Water Absorption	ASTM C373	$\leq 0.50\%$	Compliant
Breaking Strength	ASTM C648	Average ≥ 250 lbf. (1.11 kN)/ Individual ≥ 225 lbf. (1.00 kN)	Compliant
Thermal Shock ⁵	ASTM C484	Pass	Pass
Resistance to Freeze/Thaw cycling ⁶	ASTM C1026	As Reported	No Damage
Visible Abrasion Resistance ⁵	ASTM C1027-99	As Reported	Dark Color: II-III Medium Colors: IV Light Colors: V
Chemical Resistance	ASTM C650	As Reported	Not Affected
Stain Resistance	ASTM C1378	As Reported	Not Affected
	CTI81-7D		
Slip Resistance	DIN 51130	-	Natural: R10
D.C.O.F.	ANSI A1371 (Section 9.6)	≥ 0.42 Wet	Natural R10: 0.69 Wet

¹ Whichever is less. The color of the tiles printed in this catalog may differ from actual tiles. Tile color reproductions in this brochure are representative only. Slight tone and shade variations are inherent in porcelain tiles. Before selecting a color, we recommend that you contact a CTL representative before selecting.

² May not apply to textured surfaces or tiles with uneven back patterns.

³ Whichever is less, for tiles up to 24"x24" (610mm x 610mm)

⁴ Applies to tiles larger than 24"x24" (610mm x 610mm)

⁵ Glazed tile only.

⁶ When installation subject to freeze/thaw conditions.

PACKAGING

ITEM	CM	PCS/SQM	PCS/BOX	SQM/BOX	KG/BOX	BOX/PAL	SQM/PAL	KG/PAL
8"x48" Rectified	20x120	4.17	4	0.960	23.50	36	34.56	846
8"x71" Rectified	20x180	2.78	4	1.440	31.68	40	57.60	1267
8"x8"	20x20	25	24	0.960	21.00	54	51.84	1134

