

PLASTER 2.0

STONESOURCE





FIELD TILE

IVORY

SILVER GREY

SAND

TORTORA

ESPRESSO

MIDNIGHT



PORCELAIN WALL TILES

VENETIAN CRYSTAL WHITE

VENETIAN GOLD

VENETIAN CLAY

VENETIAN RED

VENETIAN BAY

VENETIAN CLOVER





FLOOR
SAND Natural 32"x32" Rectified

WALL
VENETIAN CRYSTAL WHITE, VENETIAN GOLD, VENETIAN CLAY,
VENETIAN RED, VENETIAN BAY, VENETIAN CLOVE Soft 6"x24" Pressed



SAND Natural 16"x32" Rectified
SAND, TORTORA, & ESPRESSO Natural 32"x32" Rectified



FLOOR
IVORY Natural 32"x32" Rectified

WALL
VENETIAN BAY Soft 6"x24" Pressed



FLOOR
IVORY Natural 12"x24" Rectified

WALL
VENETIAN RED Soft 6"x24" Pressed





FLOOR
ESPRESSO Natural 32"x32" Rectified

WALL
VENETIAN CLAY Soft 6"x24" Pressed



ESPRESSO Natural 16"x32" Rectified



SILVER GREY Natural 32"x32" Rectified



FLOOR
TORTORA Natural 32"x32" Rectified

WALL
VENETIAN CRYSTAL WHITE, VENETIAN GOLD, VENETIAN CLAY,
VENETIAN RED, VENETIAN BAY, VENETIAN CLOVE Soft 6"x24" Pressed



TORTORA Natural 12"x24" Rectified



VENETIAN CLOVER & VENETIAN CRYSTAL WHITE
Soft 6"x24" Pressed





FLOOR
SILVER GREY Natural 32"x32" Rectified

WALL
VENETIAN BAY Soft 6"x24" Pressed



FLOOR
IVORY Natural 32"x32" Rectified

WALL
VENETIAN CLOVER Soft 6"x24" Pressed



FLOOR
MIDNIGHT Natural 32"x32" Rectified

WALL
VENETIAN GOLD Soft 6"x24" Pressed




FLOOR
TORTORA Natural 32"x32" Rectified

WALL
VENETIAN RED Soft 6"x24" Pressed

PLASTER 2.0 BY MILESTONE

FIELD TILES - COLOR BODY PORCELAIN

FIELD TILES - COLOR AVAILABILITY



IVORY

SILVER GREY


SAND

TORTORA


ESPRESSO

MIDNIGHT


FIELD TILES - SIZE AVAILABILITY



32”x32” Rectified
Thickness: 10mm - Finish: Natural
Available in: **Ivory, Silver Grey, Sand, Tortora, Espresso, and Midnight.**



16”x32” Rectified
Thickness: 10mm - Finish: Natural
Available in: **Ivory, Silver Grey, Sand, Tortora, Espresso, and Midnight.**



12”x24” Rectified
Thickness: 8mm - Finish: Natural
Available in: **Ivory, Silver Grey, Sand, Tortora, Espresso, and Midnight.**

V2 SHADE VARIATION



≥ 20% Pre-Consumer Recycled Content
> 3% Post-Consumer Recycled Content


PLASTER 2.0 BY MILESTONE

FIELD TILES - COLOR BODY PORCELAIN

FIELD TILES - DECORS

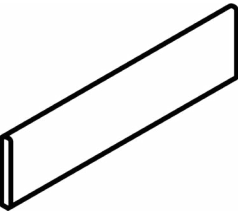
Mosaic 12”x12” (2”x2” Pcs)

Thickness: 8mm - Finish: Natural



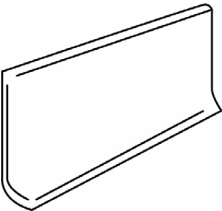
Available in: **Ivory**, **Silver Grey**, **Sand**, **Tortora**, **Espresso**, and **Midnight**.

FIELD TILES - SPECIAL PIECES



Bullnose 3”x12”

Thickness: 8mm - Finish: Natural
Available in: **Ivory**, **Silver Grey**, **Sand**, **Tortora**, **Espresso**, and **Midnight**.



Cove Base 6”x12”

Thickness: 7mm - Finish: Natural
Available in: **Ivory**, **Silver Grey**, **Sand**, **Tortora**, **Espresso**, and **Midnight**.


PLASTER 2.0 BY MILESTONE

WALL TILES - PORCELAIN

WALL TILES - COLOR AVAILABILITY




VENETIAN CRYSTAL
WHITE




VENETIAN GOLD



VENETIAN CLAY



VENETIAN RED



VENETIAN BAY



VENETIAN CLOVER

SIZE AVAILABILITY



6”x24” Pressed

Thickness: 8mm - Finish: Soft

Available in: **Venetian Crystal White**, **Venetian Gold**, **Venetian Clay**, **Venetian Red**, **Venetian Bay**, and **Venetian Clover**.

V2 SHADE VARIATION



≥ 45% Pre-Consumer Recycled Content
> 3% Post-Consumer Recycled Content

PLASTER 2.0 BY MILESTONE

FIELD TILES - COLOR BODY PORCELAIN + WALL TILES - PORCELAIN

PACKAGING

SIZES	THICKNESS (MM)	PIECES PER BOX	UOM PER BOX	WEIGHT PER BOX	BOXES PER PALLET	UOM PER PALLET	WEIGHT PER PALLET*
6"x24" Pressed	8mm	15	15 SF	49.5	48	720 SF	2,376
12"x24" Rectified	8mm	8	16 SF	52.8	48	768 SF	2,534
16"x32" Rectified	10mm	4	14.22 SF	62.58	24	341.33 SF	1,502
32"x32" Rectified	10mm	2	14.22 SF	62.58	40	568.88 SF	2,503
12"x12" Mosaic (2"x2" pcs)	8mm	10	10 PCS	33	45	450 PCS	1,485
3"x12" Bullnose	8mm	15	15 PCS	14.55	168	2,520 PCS	2,444
6"x12" Cove Base	7mm	10	10 PCS	17.5	64	640 PCS	1,120

* WEIGHT PER PALLET DOES NOT INCLUDE PALLET WEIGHT ITSELF. ALL OTHER SIZES
WILL BE PACKAGED AS ORDERED.

PLASTER 2.0 BY MILESTONE

FIELD TILES - COLOR BODY PORCELAIN + WALL TILES - PORCELAIN

TECHNICAL SPECIFICATIONS

THIS PRODUCT MEETS OR EXCEEDS ALL STANDARDS DESCRIBED IN ANSI A137.1.

SPECS	TEST METHOD	INDUSTRY STANDARD	VALUE
Water absorption	ASTM C373	≤ 0.5%	≤0.4%
Chemical resistance	ASTM C650	A tile sample is placed in continuous contact with a variety of chemicals for 24 hours. No sample must show visible defects.	NOT AFFECTED
D.C.O.F. AcuTest	ANSI A326.3	≥0.42% WET	≥ 0.42% WET
Stain Resistance	ASTM C1378	Surfaces are exposed to staining agents for 24 hours followed by four cleaning procedures. Results are recorded post cleaning.	NOT AFFECTED
Breaking Strength	ASTM C648	≥250 lb/ft²	8mm ≥300 lb/ft² 10mm ≥400 lb/ft²
Resistance to freeze	ASTM C1026	A tile sample is subjected to repeated processes of freezing and thawing. Sample must show no visible defects.	RESISTANT
Warpage Edge	ASTM C485	Warpage ± 0.4% or ± 0.05 in	≥± 0.4%
Warpage diagonal	ASTM C485	Warpage ± 0.4% or ± 0.07 in	≥± 0.4%
Warpage Edge	ASTM C485	Warpage ± 0.5% or ± 0.07 in	≥± 0.5%
Warpage Diagonal	ASTM C485	Warpage ± 0.5% or ± 0.07 in	≥± 0.5%
Wedging	ASTM C502	± 0.25% or ± 0.03 in	≥± 0.25%
Thickness	ASTM C499	Range: ± 0.04 in	≤ 0.04 in

Due to the inherent nature of fired porcelain tile, it is important to note that the coefficient of friction may vary within and between product runs.

MADE IN USA

Carbon Neutral



