

SCANIDANO
DISEGNO

STONESOURCE

”

I have always thought that the most interesting challenges start from compliance with bonds.

I chose to focus on a single very simple concept and seek its richness and complexity.

With Disegno I tried to investigate the meaning of this word applied to a handcrafted surface.

Disegno becomes the texture for a floor or wall surface that expresses its meaning through an imperfect relief.

Disegno is a manually engraved board repeating an infinite sequence of uneven segments.

Disegno is the mark left on the board by the plaster.

Disegno is a system of unlimited relations between shapes and matter.

Massimo Nadalini

Glazed porcelain rectified

D I S E G N O

[the meanings of a line]

a concept by Massimo Nadalini

02 /

CLAY

08 /


DOVE

10 /

COFFEE

12 /

CLOUD



”

CLAY



Disegno is available in: 4

colors

3 "Smooth" sizes
(90x90 - 45x90 - 22,5x90)


2 "Track" sizes
(90x90 - 45x90)

3 "Small" pre-engraved li-
stels (7,5x30) that can be
grouted tone on tone or in
contrast, making the grout a
chromatic decorative
element.

> Wall / Track Clay 90x90 + Track Clay 45x90
v Floor / Smooth Clay 90x90 + Smooth Clay 45x90 + Smooth Clay 22,5x90



√ Floor / Smooth Clay 90x90 + Smooth Clay 45x90 + Smooth Clay 22,5x90



> Wall / Track Clay 90x90 + Track Clay 45x90





> Wall / Small Dove 7,5x30
Smooth Cloud 22,5x90
v Floor / Smooth Cloud 45x90 + Smooth Cloud 22,5x90

DOVE




> Wall / Small Dove 7,5x30
Smooth Cloud 22,5x90

COFFEE



> Wall / Small Coffee 7,5x30



CLOUD



> Wall / Track Cloud 45x90
Small Cloud 7,5x30 Floor /
v Smooth Cloud 90x90



▼ Floor / Smooth Cloud 45x90 + Smooth Cloud 22,5x90



> Wall / Small Cloud 7,5x30

BOARDS

CLOUD



1 DISEGNO
TRACK
Cloud 90x90

2 DISEGNO
SMOOTH
Cloud 22,5x90

3 DISEGNO
SMALL
Coffee 7,5x30

4 DISEGNO
SMALL
Dove 7,5x30

5 DISEGNO
SMALL
Cloud 7,5x30

CLAY



1 DISEGNO
SMOOTH
Clay 90x90

2 DISEGNO
SMOOTH
Clay 22,5x90

3 DISEGNO
SMALL
Dove 7,5x30

4 DISEGNO
SMALL
Cloud 7,5x30

DOVE



- 1 DISEGNO TRACK
Dove 90x90
- 4 DISEGNO SMALL
Dove 7,5x30

- 2 DISEGNO SMOOTH
Dove 45x90

- 3 DISEGNO SMALL
Cloud 7,5x30

COFFEE



- 1 DISEGNO SMOOTH
Coffee 45x90
- 4 DISEGNO SMALL
Coffee 7,5x30

- 2 DISEGNO TRACK
Coffee 45x90


- 3 DISEGNO SMALL
Cloud 7,5x30

CLOUD

SMOOTH



53 118001 Smooth
Cloud 90x90



53 118101 Smooth
Cloud 45x90



65 118201 Smooth
Cloud 22,5x90

TRACK



53 118011 Track
Cloud 90x90



53 118111 Track
Cloud 45x90

ODD



85 11841- Odd
Cloud 3x9,8 su
rete 30x31,8

SMALL



71 118022 Small
Cloud 7,5x30

CLAY

SMOOTH



53 118002 Smooth
Clay 90x90



53 118102 Smooth
Clay 45x90



65 118202 Smooth
Clay 22,5x90

TRACK



53 118012 Track
Clay 90x90



53 118112 Track
Clay 45x90


ODD



85 11842- Odd Clay
3x9,8
su rete 30x31,8

DOVE

SMOOTH



53 **118003** Smooth Dove 90x90



53 **118103** Smooth Dove 45x90



65 **118203** Smooth Dove 22,5x90

TRACK



53 **118013** Track Dove 90x90



53 **118113** Track Dove 45x90

ODD



85 **11843-** Odd Dove 3x9,8 su rete 30x31,8

S M A L L



71 **118023** Small Dove 7,5x30

COFFEE

SMOOTH



53 **118004** Smooth Coffee 90x90



53 **118104** Smooth Coffee 45x90




65 **118204** Smooth Coffee 22,5x90

TRACK



53 **118014** Track Coffee 90x90



53 **118114** Track Coffee 45x90

ODD



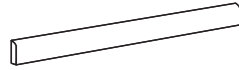
85 **11844-** Odd Coffee 3x9,8 su rete 30x31,8

S M A L L

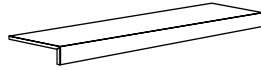


71 **118024** Small Coffee 7,5x30

SPECIAL PIECES



70 Battiscopa 6,1x90
11831- Cloud
11832- Clay **11833-**
 Dove **11834-** Coffee



80 Elemento a L 30x90x5
11821- Cloud **11822-**
 Clay
11823- Dove
11824- Coffee

PACKAGING

	Mq/Box	Pcs/Box	Kg/Box	Mq/Pallet	Box/Pallet	Kg/Pallet
Fondo Smooth 90x90 - 36"x36"	1,62	2	35,00	32,40	20	700,00
Fondo Smooth 45x90 - 18"x36"	1,22	3	27,95	39,04	32	894,40
Fondo Track 90x90 - 36"x36"	1,62	2	35,00	32,40	20	700,00
Fondo Track 45x90 - 18"x36"	1,22	3	27,95	39,04	32	894,40
Fondo Smooth 22,5x90 - 9"x36"	1,22	6	27,95	43,92	36	1006,20
Fondo Small 7,5x30 - 3"x12"	0,61	27	9,25	43,92	72	666,00
Mosaico Odd 3x9,8 - 1"x4" su rete 30x31,8 - 12"x12,5"	0,57	6	12,40	19,38	34	421,60
Battiscopa 6,1x90 - 2,4"x36"	6,30 ml	7	8,40			
Elemento a L 30x90x5 - 12"x36"x2"		1	15,60			

TECHNICAL FEATURES

	Testing method	Value
UNI EN ISO 14411 Bla A. G G L		
Water absorption	ISO 10545.3	< 0,5 %
Bending strength	ISO 10545.4	Conforme
Chemical resistance	ISO 10545.13	A
Stain resistance	ISO 10545.14	5
Anti-slip index	DIN 51130 DIN 51097	R10 A
Resistance to abrasion	ISO 10545.7	PEI IV
Frost resistance index	ISO 10545.12	Frost proof

CREDITS

AD / Massimo Nadalini
 PHOTO / Studio Contact

