

SIENNA
NATURAL STONE 1.0

STONESOURCE



VEINCUT

The reproduction of a cut perpendicular to the sedimentation, showing the stone's vein direction.



CROSSCUT

The reproduction of a cut parallel to the sedimentation, showing the stone's clouded patterning.



S A N D



W H I T E



G R E I G E



G R E Y



B L A C K

S U R F A C E S


Natural

A surface that is velvet-smooth to the touch but has all the resistance and anti-slip properties needed for use in any residential and commercial context.



Polished

A finish obtained by surface honing that does not affect the product's technical characteristics but enhances its appearance by giving added depth and shine. Especially suitable for floor and wall coverings in residential contexts or where traffic levels are normal.



Anti-Slip/Grip

A bushhammered but elegant surface that guarantees outstanding technical characteristics. Thanks to its R11 anti-slip properties, it is particularly suitable for use outdoors or where a surface ensuring exceptional grip is required.



VEINCUT



CROSSCUT

S A N D

A horizontal line with the letters S, A, N, and D positioned above it, spaced evenly along the line.



SAND Anti-Slip/Grip
60x120-23⁵/₈"x47¹/₄" NAT.RETT.

SAND Veincut
60x120-23⁵/₈"x47¹/₄" NAT.RETT.



VEINCUT



CROSSCUT

W H I T E





WHITE Crosscut 60x120-23^{5/8} x47^{1/4} Pol..RETT.

GREY Crosscut 60x120-23^{5/8} x47^{1/4} NAT.RETT.

GREY Veincut 20x120-7^{7/8} x47^{1/4} NAT.RETT.

WHITE Crosscut
60x120-23^{5/8} x47^{1/4} NAT.RETT.



VEINCUT




CROSSCUT

G R E I G E





GREIGE Crosscut
60x120-23^{5/8} x47^{1/4} Pol.RETT.



GREIGE Crosscut 60x120-23^{5/8}"x47^{1/4}" NAT.RETT.

GREIGE Veincut 60x120-23^{5/8}"x47^{1/4}" NAT.RETT.

WHITE Veincut 20x120-7^{5/8}"x47^{1/4}" NAT.RETT.

VEINCUT



CROSSCUT

G R E Y





GREY Veincut 60x120-23^{5/8}"x47^{1/4}" NAT.RETT.

GREY Crosscut 60x120-23^{5/8}"x47^{1/4}" NAT.RETT.

GREY MOSAICO LISTELLI SFALSATI
30x60-11^{13/16}"x23^{5/8}"

GREY Anti-Slip/Grip
30x60-11^{13/16}"x23^{5/8}" NAT.RETT.






GREY Veincut
60x120-23^{5/8} x47^{1/4} NAT.RETT.

VEINCUT



CROSSCUT

B L A C K




BLACK Veincut
60x120-23^{5/8} x47^{1/4} NAT.RETT.





SIZES



60x120
23^{5/8}"x47^{1/4}"

- | | | | |
|----------------------------------|--|-----------------------------------|--|
| Veincut
Naturale Rett. | | Crosscut
Naturale Rett. | |
| E7RK Sand ● T31 | | E7RD Sand ● T31 | |
| E6L3 White ● T31 | | E6KW White ● T31 | |
| E7RM Greige ● T31 | | E7RF Greige ● T31 | |
| E1CK Grey ● T31 | | E1CJ Grey ● T31 | |
| E6L8 Black ● T31 | | E6L1 Black ● T31 | |

- | | | | |
|----------------------------------|--|-----------------------------------|--|
| Veincut
Polished Rett. | | Crosscut
Polished Rett. | |
| E7RJ Sand ● T49 | | E7RC Sand ● T49 | |
| E6L2 White ● T49 | | E6KV White ● T49 | |
| E7RL Greige ● T49 | | E7RE Greige ● T49 | |
| E6L6 Grey ● T49 | | E6KZ Grey ● T49 | |
| E6L7 Black ● T49 | | E6L0 Black ● T49 | |

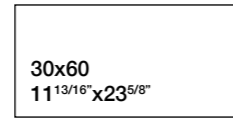
Anti-Slip/Grip Rett.

- | | |
|-------------------|--|
| E7RQ Sand ● T31 | |
| E4VD White ● T31 | |
| E7RR Greige ● T31 | |
| E6LA Grey ● T31 | |
| E6LC Black ● T31 | |



20x120
7^{7/8}"x47^{1/4}"

- | | |
|----------------------------------|--|
| Veincut
Naturale Rett. | |
| E38S Sand ● T63 | |
| E1GJ White ● T63 | |
| E38U Greige ● T63 | |
| E1GM Grey ● T63 | |
| E1GP Black ● T63 | |



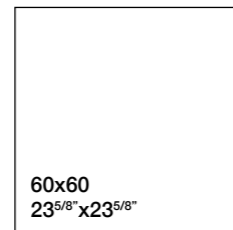
30x60
11^{13/16}"x23^{5/8}"

- | | | | |
|----------------------------------|--|-----------------------------------|--|
| Veincut
Naturale Rett. | | Crosscut
Naturale Rett. | |
| E38A Sand ● T14 | | E384 Sand ● T14 | |
| E1DD White ● T14 | | E1D4 White ● T14 | |
| E38D Greige ● T14 | | E386 Greige ● T14 | |
| E1DH Grey ● T14 | | E1D8 Grey ● T14 | |
| E1DK Black ● T14 | | E1DA Black ● T14 | |

- | | | | |
|---------------------------------|--|-----------------------------------|--|
| Veincut
Lappato Rett. | | Crosscut
Polished Rett. | |
| E389 Sand ● T23 | | E383 Sand ● T23 | |
| E1DC White ● T23 | | E1D3 White ● T23 | |
| E38C Greige ● T23 | | E385 Greige ● T23 | |
| E1DG Grey ● T23 | | E1D7 Grey ● T23 | |
| E1DJ Black ● T23 | | E1D9 Black ● T23 | |

Anti-Slip/Grip Rett.

- | | |
|-------------------|--|
| E38G Sand ● T14 | |
| E1DL White ● T14 | |
| E38H Greige ● T14 | |
| E1DN Grey ● T14 | |
| E1DP Black ● T14 | |




60x60
23^{5/8}"x23^{5/8}"


- | | | | |
|----------------------------------|--|-----------------------------------|--|
| Veincut
Naturale Rett. | | Crosscut
Naturale Rett. | |
| E37Y Sand ● T17 | | E37S Sand ● T17 | |
| E1E4 White ● T17 | | E1CW White ● T17 | |
| E380 Greige ● T17 | | E37U Greige ● T17 | |
| E1E8 Grey ● T17 | | E1D0 Grey ● T17 | |
| E1EA Black ● T17 | | E1D2 Black ● T17 | |

DECORS

MOSAIC



30x30 - 11^{13/16}"x11^{13/16}"
E39K Sand Nat. ● A96




30x30 - 11^{13/16}"x11^{13/16}"
E1ES White Nat. ● A96



30x30 - 11^{13/16}"x11^{13/16}"
E39L Greige Nat. ● A96



30x30 - 11^{13/16}"x11^{13/16}"
E1EU Grey Nat. ● A96



30x30 - 11^{13/16}"x11^{13/16}"
E1EV Black Nat. ● A96


MOSAICO LISTELLI SFALSATI Crosscut MIX NAT./Pol.*



30x60 - 11^{13/16}"x23^{5/8}"
E39R Sand ● A84



30x60 - 11^{13/16}"x23^{5/8}"
E1EW White ● A84



30x60 - 11^{13/16}"x23^{5/8}"
E39S Greige ● A84







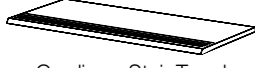








30x60 - 11^{13/16}"x23^{5/8}"
E1EY Grey ● A84









30x60 - 11^{13/16}"x23^{5/8}"
E1EZ Black ● A84

TRIM PIECES

	Dimensione Size						Fascia di prezzo Price band
	Crosscut Nat. Rett. 7x60 - 2 ^{3/4} x23 ^{5/8} " Pcs. Box. 15 - LM x Box 9	EM61	EM62	EM63	EM64	EM65	● A11
	Crosscut Pol. Rett. 7x60 - 2 ^{3/4} x23 ^{5/8} " Pcs. Box. 15 - LM x Box 9	EM67	EM68	EM69	EM6A	EM6C	● A13
	Veincut Nat. Rett. 33x60 - 12 ^{15/16} x23 ^{5/8} " Pcs. Box. 6 - LM x Box 3,60	E9KP	E1F6	E9KQ	E7Z3	E7Z4	● A54
	Crosscut Nat. Rett. 33x60 - 12 ^{15/16} x23 ^{5/8} " Pcs. Box. 6 - LM x Box 3,60	E9KL	E1F4	E9KM	E807	E7Z2	● A54
	Anti-Slip/Grip Rett. 30x33 - 11 ^{13/16} x12 ^{15/16} " Pcs. Box. 9 - LM x Box 2,70	E9KW	E7ZU	E9KX	E7ZW	E7ZX	● A29
	Veincut Nat. Rett. 33x60x3,2x3,2 12 ^{15/16} x23 ^{5/8} x1 ^{1/4} x1 ^{1/4} " Pcs. Box. 4 - LM x Box 2,40	E9KF	E2E0	E9KH	E8Q4	E8Q6	● A68
	Crosscut Nat. Rett. 33x60x3,2x3,2 12 ^{15/16} x23 ^{5/8} x1 ^{1/4} x1 ^{1/4} " Pcs. Box. 4 - LM x Box 2,40	E9K8	E8PT	E9KA	E8PX	E8PZ	● A68
	Veincut Nat. Rett. 33x33x3,2x3,2 12 ^{15/16} x12 ^{15/16} x1 ^{1/4} x1 ^{1/4} " Pcs. Box. 2 - LM x Box 0,66	Dx - Right E9JP	Dx - Right E2DX	Dx - Right E9JT	Dx - Right E8PA	Dx - Right E8PF	● A72
	Crosscut Nat. Rett. 33x33x3,2x3,2 12 ^{15/16} x12 ^{15/16} x1 ^{1/4} x1 ^{1/4} " Pcs. Box. 2 - LM x Box 0,66	Sx - Left E9JQ	Sx - Left E8P3	Sx - Left E9JU	Sx - Left E8PC	Sx - Left E8PG	
	Anti-Slip/Grip Rett. 15x60x4,5 5 ^{7/8} x23 ^{5/8} x1 ^{3/4} " Pcs. Box 4 - LM x Box 2,40	E7Z5	E3AC	E3AD	E1FN	E1FP	● A34
	Nat. 16x30 - 6 ^{5/16} x11 ^{13/16} " Pcs. Box 30	E9LY	E1FJ	E9LZ	E1FL	E1FM	● A22
	Nat. 2,5x16 - 15 ^{1/16} x6 ^{5/16} " Pcs. Box 10	E9LD	E1EN	E9LE	E1EQ	E1ER	● A16
	Nat. 2,5x16 - 15 ^{1/16} x6 ^{5/16} " Pcs. Box 10	E9LA	E1EJ	E9LC	E1EL	E1EM	● A16

* Ordine minimo 500 pezzi - Minimum order: 500 pieces - Commande minimale 500 pièces
Mindestbestellmenge 500 Stücke - Pedido mínimo 500 piezas - Минимальный заказ - 500 штук

Dry - Pressed Ceramic Tiles ISO 13006 Annex G - UNI EN 14411 Annex G - Bla UGL

CARATTERISTICHE TECNICHE Technical Features - Caracteristiques Techniques - Technische Eigenschaften Technische Eigenschaften - Características Técnicas - Технические Характеристики	NORMA Standard - Norme Norm - Norma - Norma	VALORI Value - Valeur Vorgabe - Valor - Средние		
 ASSORBIMENTO D'ACQUA (VALORE MEDIO IN %) Water absorption (Average value expressed in %) - Absorption d'eau (Valeur moyenne en %) Wasseraufnahme (Durchschnittswert in %) - Absorción de agua (Valor medio en %) Поглощение воды	UNI EN ISO 10545/3 ASTM C373	CONFORME COMPLIANT		
 RESISTENZA ALLA FLESSIONE Modulus of rupture - Resistance a la flexion - Biegefestigkeit Resistencia a la flexion - Прочность на изгиб	UNI EN ISO 10545/4	≥ 50 N/mm ²		
FORZA DI ROTTURA Breaking strength - Résistance à la rupture - Bruchlast Resistencia a la rotura - Разрывное усилие	UNI EN ISO 10545/4 ASTM C648	≥ 2000 N 400 Lbs		
 RESISTENZA AL GELO Frost resistance - Résistance au gel - Frostbeständigkeit Resistencia a las heladas - Морозостойкость	UNI EN ISO 10545/12 ASTM C1026	CONFORME UNAFFECTED		
 RESISTENZA CHIMICA AD ALTE E BASSE CONCENTRAZIONI DI ACIDI E BASI Chemical resistance to high and low acid and basic concentrations Résistance chimique aux hautes et basses concentrations d'acides et de bases Chemikalienfestigkeit bei hohen und niedrigen Konzentrationen von Säuren und Basen Resistencia química con concentraciones altas y bajas de ácidos y bases Химическая стойкость к высоким и низким концентрациям кислот и щелочей	UNI EN ISO 10545/13 ASTM C-650	A - LA - HA UNAFFECTED		
 RESISTENZA ALLE MACCHIE Stain resistance - Résistance aux taches - Fleckenbeständigkeit Resistencia a las manchas - Стойкость к образованию пятен	UNI EN ISO 10545/14	5		
 COEFFICIENTE DI ATTRITO Slip resistance - Coefficient de glissement - Rutschfestigkeit Barfußbereich Coeficiente de atrito medio - Коэффициент трения		NAT. DIN EN 16165 Annex B DIN EN 16165 Annex A ANSI A326.3:2017 DCOF B.C.R.A. D.M. N. 236 14/6/89 AS 4586-2013 Anexo A BS 7976-2: 2002 BSEN13036-4:2011 Pendulum testers UNE 41901:2017 EX DB SUA (actual)	Pol. R10 B (A+B) WET ≥ 0,50 > 0,40 P2 < 36 Moderate Slip Potential -	STRUTT. R11 C (A+B+C) WET ≥ 0,65 > 0,40 P3 > 36 Low Slip Potential 3

Formato Size Format Format Tamaño Формат cm	Spessore Thickness Epaisseur Stärke Espesor Толщина mm	Pz. x Mq. Pieces x Sqm Pcs / M ² Stk. x Qm Pzs x Mc. Шт x Кв.М.	Pz. x Scat. Pieces x Box Pcs / Bte Stk. x Krt. Pzs x Caja Шт x Кор.	Mq. x Scat. Sqm x Box M ² / Bte Qm x Krt. Mc. x Caja Кв.М. x Кор.	Peso x Scat. Weight x Box Poids / Bte Gewicht x Krt. Peso x Caja Вес x Кор. Kg	Scat. x Pal. Boxes x Pal. Bte / Pal. Krt. x Pal. Cajas x Pal. Кор. x Подд.	Mq. x Pal. Sqm x Pal. M ² / Pal. Qm x Pal. Mc. x Pal. Кв.М x Подд.	Peso x Pal. Weight x Pal. Poids / Pal. Gewicht x Pal. Peso x Pal. Вес x Подд. Kg
60x120 Naturale - Polished - Anti-Slip/Grip	9,5	1,39	2	1,440	31,68	36	51,84	1140
20x120 Naturale	9,5	4,17	4	0,960	21,12	40	38,40	845
60x60 Naturale	9,5	2,78	3	1,080	23,76	40	43,20	950
30x60 Naturale - Polished - Anti-Slip/Grip	9,5	5,56	6	1,080	23,76	48	51,84	1140
30x60 Listelli sfalsati	9,5	5,56	4	0,720	15,80	30	21,60	474
30x30 Mosaico	9,5	11,11	5	0,450	8,73	60	27,00	524



STONESOURCE