

SIENNA
NATURAL WOOD

STONESOURCE



BIANCO

ROVERE

QUERCIA

NERO

STONESOURCE



Floor: ROVERE Chevron Mono Natural 11.6"x13.4"



Floor: ROVERE Chevron Mono Natural 11.6"x13.4" & ROVERE Natural 9"x71"Rectified



ROVERE Anti-Slip R11 8"x48" Rectified



Floor: QUERCIA Chevron Mono Natural 11.6"x13.4"



Floor: QUERCIA Chevron Mono Natural 11.6"x13.4" & QUERCIA Natural 9"x71"Rectified



QUERCIA Anti-Slip R11 8"x48" Rectified



Floor: NERO Chevron Mono Natural 11.6"x13.4"

SIENNA NATURAL WOOD

COLORED BODY FINE PORCELAIN STONEWARE

COLOR AVAILABILITY

BIANCO




ROVERE



QUERCIA



NERO




SIZE AVAILABILITY Thickness: 10mm



9"x71" Rectified
Finish: Natural
Available in Rovere..



12"x48" Rectified
Finish: Natural
Available in all colors
except Bianco and
Nero.



8"x48" Rectified
Finish: Natural
Available in all colors except Bianco.

8"x48" Rectified
Finish: Natural/Anti-Slip R11 Available in
Rovere and Quercia.

Dry - Pressed Ceramic Tiles

Shade Variation **V4**

SIENNA NATURAL WOOD

COLORED BODY FINE PORCELAIN STONEWARE

DECORS

Chevron Mono* 11.6"x13.4" Thickness: 10mm - Finish: Natural



Rovere



Quercia



Nero

*On fiber mesh backing.

SIENNA NATURAL WOOD

COLORED BODY FINE PORCELAIN STONEWARE

DECORS

Sestino* 12"x12" Thickness: 10mm - Finish: Natural



Rovere



Quercia



Nero

Turtle* 11.75"x12.4" Thickness: 10mm - Finish: Natural



Bianco



Rovere



Quercia



Nero

*On fiber mesh backing.

SIENNA NATURAL WOOD

COLORED BODY FINE PORCELAIN STONEWARE

SPECIAL PIECES



Bullnose 2"x48"
Rectified
Finish: Natural
Available in all colors
except Bianco.



Stair Tread 13"x48"
Rectified
Finish: Natural
Available in all colors
except Bianco.



Step 13"x48"x1.25"x1.25" Rectified
Finish: Natural
Available in all colors except Bianco.




Corner Tile DX/SX 13"x48"x1.25"x1.25"
Rectified
Finish: Natural
Available in all colors except Bianco.

INSTALLATION SUGGESTIONS

SESTINO 12"x12"



5



6




Shade Variation **V4**

SIENNA NATURAL WOOD

COLORED BODY FINE PORCELAIN STONEWARE

OUTDOOR TILE & 2CM PAVERS



16"x48" Rectified Outdoor Tile
Thickness: 20mm (2cm) - Finish: Exterior R11
Available in: Quercia.

SPECIAL PIECES OUTDOOR TILE & 2CM PAVERS



Step 13"x48"x2" Rectified
Thickness: 20mm (2cm) - Finish: Exterior R11
Available in: Quercia & Nero.



Thickness: 20mm (2cm) - Finish: Exterior R11
Available in: Quercia & Nero.



Stair Tread 13"x48" Rectified
Thickness: 20mm (2cm) - Finish: Exterior R11
Available in: Quercia & Nero.



Riser 6.5"x48" Rectified
Thickness: 20mm (2cm) - Finish: Exterior R11
Available in: Quercia & Nero.



Ending Piece 13"x48"x1" Rectified
Thickness: 20mm (2cm) - Finish: Exterior R11
Available in: Quercia & Nero.



Ending Piece Corner DX/SX 13"x48"x1" Rectified
Thickness: 20mm (2cm) - Finish: Exterior R11
Available in: Quercia & Nero.

SIENNA NATURAL WOOD

COLORED BODY FINE PORCELAIN STONEWARE

TECHNICAL CHARACTERISTICS ANSI A137.1-2012 Standards Porcelain Tiles with low water absorption Class P1.

TECHNICAL FEATURE	STANDARD METHOD	REQUIREMENTS	VALUES
Caliber Range - Rectified	ASTM C499	± 0.25% or 0.03 in (0.8 mm)	± 0.20%
Thickness	ASTM C499	Range: ± 0.04 inch (1.02 mm)	Compliant
Wedging - Rectified	ASTM C502	± 0.25% or 0.03 in (0.8 mm)	± 0.15%
Warpage Edge - Rectified	ASTM C485	± 0.40% or 0.05 in (1.3 mm) or 1.8 mm	±0.25%
Breaking Strength	ASTM C648	Average ≥ 250 lbf. (1.11 kN)/ Individual ≥ 225 lbf. (1.00 kN)	Compliant
Water Absorption	ASTM C373	≤ 0.5%	Compliant
Thermal Shock	ASTM C484	Pass	Pass
Resistance to Freeze/Thaw Cycling	ASTM C1026	As Reported	No Damage
Visible Abrasion Resistance	ASTM C1027-99	As Reported	Dark Color: II-III Medium Colors: IV Light Colors: V
Chemical Resistance	ASTM C650	As Reported	Not Affected
Stain Resistance	ASTM C1378 CTI81-7D	As Reported	Not Affected
D.C.O.F.	ANSI A 137.1-2012 BOT 3000	≥ 0.42 Wet	Natural R10: 0.65 Wet Anti-Slip R11: 0.74 Wet Exterior R11 (20mm): 0.74 Wet

The color of the tiles printed in this catalog may differ from actual tiles. Tile color reproductions in this brochure are representative only. Slight tone and shade variations are inherent in porcelain tiles. Before selecting a color, we recommend that you contact a CTL sales representative before selecting.

7.5%
RECYCLED
CONTENT

Shade Variation **V4**

SIENNA NATURAL WOOD

COLORED BODY FINE PORCELAIN STONEWARE

PACKAGING

ITEM	EXACT SIZE (IN)	EXACT SIZE (CM)	PCS/SQM	PCS/BOX	SQM/BOX	KG/BOX	BOX/PAL	SQM/PAL	KG/PAL
10.5"x71"	10 7/16"x70 7/8"	26.5x180	2.10	3	1.431	31.68	36	51.52	1140
9"x71"		22.5x180	2.47	4	1.620	40.74	36	58.32	1467
12"x48"	11 13/16"x47 1/4"	30x120	2.78	4	1.440	34.40	22	31.68	757
8"x48"	7 7/8"x47 1/4"	20x120	4.17	4	0.960	23.50	36	34.56	846
16"x48" (20mm)	15 3/4"x47 1/4"	40x120	2.08	1	0.480	22.50	48	23.04	1080
Woodcut/Graven 8"x48"	7 7/8"x47 1/4"	20x120	4.17	4	0.960	23.50	36	34.56	846
Chevron 3.6"x21.3"	3 5/8"x21 5/16"	9.2x54.2	20.05	12	0.600	15.00	-	-	-
Chevron Mono 11.6"x13.4"	11 9/16"x13 3/8"	29.4x34	10.00	6	0.600	13.50	-	-	-
Turtle 11.75"x12.4"	11 13/16"x11 13/16"	29.8x31.6	10.62	5	0.470	12.00	-	-	-
Sestino 12"x12"	11 3/4"x12 7/16"	30x30	11.11	6	0.540	13.00	-	-	-
Bullnose 2"x48"	1 13/16"x47 1/4"	4.6x120	-	-	-	-	-	-	-
Stair Tread 13"x48"	12 15/16"x47 1/4"	33x120	-	-	-	-	-	-	-
Step 13"x48"x1.25"x1.25"	12 15/16"x47 1/4"x1 1/4"x1 1/4"	33x120x3.2x3.2	-	-	-	-	-	-	-
Corner Tile DX/SX 13"x48"x1.25"x1.25"	12 15/16"x47 1/4"x1 1/4"x1 1/4"	33x120x3.2x3.2	-	-	-	-	-	-	-
Step 13"x48"x2" (20mm)	12 15/16"x47 1/4"x1 15/16"	33x120x5	-	-	-	-	-	-	-
Corner Tile DX/SX 13"x48"x2" (20mm)	12 15/16"x47 1/4"x1 15/16"	33x120x5	-	-	-	-	-	-	-
Stair Tread 13"x48" (20mm)	12 15/16"x47 1/4"	33x120	-	-	-	-	-	-	-
Riser 6.5"x48" (20mm)	6 1/2"x47 1/4"	16.5x120	-	-	-	-	-	-	-
Ending Piece 13"x48"x1" (20mm)	12 15/16"x47 1/4"x15/16"	33x120x2.5	-	-	-	-	-	-	-
Ending Piece Corner DX/SX 13"x48"x1" (20mm)	12 15/16"x47 1/4"x15/16"	33x120x2.5	-	-	-	-	-	-	-

Shade Variation **V4**



SIENNA NATURAL WOOD

9.2022.v3



STONESOURCE