

SIENNA
STONE SURFACES

STONESOURCE



SIENNA **STONE SURFACES**

A reflection on the primitive and minimalist form of stone and on the different finishes that originate from the different ways of working this material: this is what inspired this collection.

This collection features the authenticity and the ability to pick up and focus on the most surprising details of stone working, able to illustrate and enhance the physical side of a work of architecture: concrete, essential, functional.

Each process transforms the stone, making it ideal for different uses.

A complete collection of elements that creates a harmonious dialogue between indoor and outdoor spaces, and technical to the point of passing all international standards required by modern design.

Sienna Stone Surfaces is available in 5 colors: White, Sand, Taupe, Grey and Dark. Each of these colors are available in 3 different graphic variations: Minimal, Martellata and Rullata.

SIENNA **STONE SURFACES**



MINIMAL

MARTELLATA

RULLATA

WHITE

SAND

TAUPE

GREY

DARK



LEFT WALL
DARK Minimal Natural 24"x48" Rectified

FLOOR
DARK Martellata Natural 24"x48" Rectified

RIGHT WALL
DARK Rullata Natural 24"x48" Rectified



DARK Rullata Natural 24"x48" Rectified



FLOOR
TAUPE Martellata Natural 24"x48" Rectified

WALL
SAND Rullata Natural 12"x24" Rectified



WALL
SAND Rullata Natural 12"x24" Rectified

FLOOR
TAUPE Martellata Natural 24"x48" Rectified




FLOOR
SAND Minimal Natural 24"x24" Rectified

WALL
WHITE Mosaic Bis Minimal Natural 15"x12"



TAUPE Minimal Mosaic Dado Natural 12"x12"



MOSAIC **DADO**



FLOOR
GREY Martellata Natural 24"x48" Rectified

WALL
GREY Rullata Natural 24"x48" Rectified



GREY Rullata Natural 24"x48" Rectified



FLOOR
DARK Minimal Natural 24"x24" Rectified

WALL
DARK Martellata Natural 24"x48" Rectified



LEFT WALL
SAND Rullata Natural 12"x24" Rectified

FLOOR
SAND Minimal Natural 24"x48" Rectified

RIGHT WALL
WHITE + TAUPE Martellata Natural 24"x48" Rectified



WALL
SAND Rullata Natural 12"x24" Rectified

OUTDOOR TILE & 2CM PAVERS

20
MM



20
MM

FLOOR - 2CM PAVERS
GREY Martellata Textured 16"x48" Rectified 20MM

WALL
GREY Minimal Natural 24"x48" Rectified



WALL

GREY Minimal Natural 24"x48" Rectified

FLOOR - 2CM PAVERS

GREY Martellata Textured 16"x48" Rectified **20MM**





FLOOR
SAND Martellata Textured 12"x24" Rectified

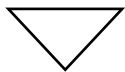
WALL
TAUPE Rullata Natural 24"x48" Rectified


















FLOOR
SAND Martellata Textured 12"x24" Rectified

WALL
TAUPE Rullata Natural 24"x48" Rectified

SIENNA STONE SURFACES.



MINIMAL					
MARTELLATA					
RULLATA					
	WHITE	SAND	TAUPE	GREY	DARK

MINIMAL

Minimal Version: From the careful selection of rigorous stone surfaces comes Minimal; elegant, minimalist and functional.

SIENNA STONE SURFACES

PORCELAIN TILE

MINIMAL

WHITE MINIMAL




SAND MINIMAL



TAUPE MINIMAL




GREY MINIMAL



DARK MINIMAL




SIZE AVAILABILITY - MINIMAL



36"x36" Rectified
Thickness: 10mm Finish:
Natural/Lappato
Available in all colors except
Dark Sand, Taupe and Grey.



24"x48" Rectified
Thickness: 10mm
Finish: Natural/Lappato/Textured
Available in all colors



24"x24" Rectified
Thickness: 10mm
Finish: Natural
Available in all colors



12"x24" Rectified
Thickness: 10mm
Finish: Natural/Textured
Available in all colors

SIENNA STONE SURFACES

PORCELAIN TILE

MINIMAL


OUTDOOR TILE & 2CM PAVERS - MINIMAL



20
MM



20"x40" Rectified
Thickness: 20mm (2cm)
Finish: Textured
Available in: **Sand, Grey and Dark.**





20
MM



24"x24" Rectified
Thickness: 20mm (2cm)
Finish: Textured
Available in: **Sand, Grey and Dark.**

DECORS - MINIMAL

Mosaic Dado 12"x12"
Thickness: 10mm - Finish: Natural



WHITE SAND TAUPE GREY DARK

Mosaic Bis 15"x12"
Thickness: 10mm - Finish: Natural



WHITE SAND TAUPE GREY DARK

SIENNA STONE SURFACES

PORCELAIN TILE


MINIMAL

DECORS - MINIMAL

Listelli Sfalsati 12"x24"
Thickness: 10mm - Finish: Natural



SPECIAL PIECES - MINIMAL



Bullnose 3"x24" Rectified
Finish: Natural
Available in all colors



Bullnose 2"x36" Rectified
Finish: Natural
Available in all colors except
Dark Sand, Taupe and Grey.



Stair Tread 13"x48" Rectified
Finish: Natural/Lappato/Textured
Available in all colors

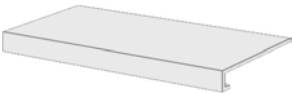


Step 13"x48"x1.125"x1.125" Rectified
Finish: Natural
Available in all colors



Corner Tile SX/DX 13"x48"x1.125"x1.125" Rectified
Finish: Natural
Available in all colors

SPECIAL PIECES - OUTDOOR TILE & 2CM PAVERS - MINIMAL



Step 13"x40"x2" Rectified
Thickness: 20mm (2cm)
Finish: Textured
Available in: **Sand, Grey and Dark.**



Corner Tile DX/SX 13"x40"x2" Rectified
Thickness: 20mm (2cm)
Finish: Textured
Available in: **Sand, Grey and Dark.**



Stair Tread 13"x40" Rectified
Thickness: 20mm (2cm)
Finish: Textured
Available in: **Sand, Grey and Dark.**



Riser 6.5"x40" Rectified
Thickness: 20mm (2cm)
Finish: Textured
Available in: **Sand, Grey and Dark.**



Ending Piece 13"x40"x1" Rectified
Thickness: 20mm (2cm)
Finish: Textured
Available in: **Sand, Grey and Dark.**



Ending Piece Corner 13"x40"x1" Rectified
Thickness: 20mm (2cm)
Finish: Textured
Available in: **Sand, Grey and Dark.**





MARTELLATA

Martellata Version: The Martellata version comes about from the hammering process on the most veined surfaces of the stone. The texture thereby assumes a new fluid and varied dynamic.

SIENNA STONE SURFACES

PORCELAIN TILE

MARTELLATA

WHITE MARTELLATA



SAND MARTELLATA



TAUPE MARTELLATA




GREY MARTELLATA



DARK MARTELLATA




SIZE AVAILABILITY - MARTELLATA



24"x48" Rectified

*Thickness: 10mm
Finish: Natural/Textured
Available in all colors*



12"x24" Rectified

*Thickness: 10mm
Finish: Natural/Textured
Available in all colors*

SIENNA STONE SURFACES

PORCELAIN TILE

MARTELLATA

OUTDOOR TILE & 2CM PAVERS - MARTELLATA





20
MM



16"x48" Rectified
Thickness: 20mm (2cm)
Finish: Textured
*Available in: **Sand**, **Grey** and **Dark**.*

DECORS - MARTELLATA

Mosaic Dado 12"x12"
Thickness: 10mm - Finish: Natural



WHITE


SAND

TAUPE

GREY

DARK

Mosaic Bis 15"x12"
Thickness: 10mm - Finish: Natural



WHITE

SAND

TAUPE

GREY

DARK

SIENNA STONE SURFACES

PORCELAIN TILE

MARTELLATA

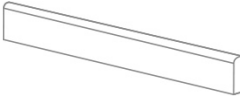
DECORS - MARTELLATA

Listelli Sfalsati 12"x24"
Thickness: 10mm - Finish: Natural



WHITE SAND TAUPE GREY DARK

SPECIAL PIECES - MARTELLATA



Bullnose 3"x24" Rectified
Finish: Natural
Available in all colors



Stair Tread 13"x48" Rectified
Finish: Natural/Textured
Available in all colors



Step 13"x48"x1.125"x1.125" Rectified
Finish: Natural
Available in all colors



Corner Tile SX/DX 13"x48"x1.125"x1.125" Rectified
Finish: Natural
Available in all colors

SPECIAL PIECES - OUTDOOR TILE & 2CM PAVERS - MARTELLATA



Step 13"x48"x2" Rectified
Thickness: 20mm (2cm)
Finish: Textured
Available in: Sand and Grey.



Corner Tile DX/SX 13"x48"x2" Rectified
Thickness: 20mm (2cm)
Finish: Textured
Available in: **Sand** and **Grey**.



Stair Tread 13"x48" Rectified
Thickness: 20mm (2cm)
Finish: Textured
Available in: Sand and Grey.



Riser 6.5"x48" Rectified
Thickness: 20mm (2cm)
Finish: Textured
Available in: Sand and Grey.



Ending Piece 13"x48"x1" Rectified
Thickness: 20mm (2cm)
Finish: Textured
Available in: Sand and Grey.



Ending Piece Corner 13"x48"x1" Rectified
Thickness: 20mm (2cm)
Finish: Textured
Available in: Sand and Grey.





RULLATA

Rullata Version: With a grooved and faceted effect on the surface obtained through the rolling process, this version assumes a three-dimensional look with a strong visual impact.

SIENNA STONE SURFACES

PORCELAIN TILE

RULLATA

WHITE RULLATA



SAND RULLATA




TAUPE RULLATA



GREY RULLATA




DARK RULLATA




SIZE AVAILABILITY - RULLATA



24"x48" Rectified
Thickness: 10mm
Finish: Natural
Available in all colors



12"x24" Rectified
Thickness: 10mm
Finish: Natural
Available in all colors




12"x24" Rectified
Thickness: 10mm
Finish: Natural
Available in all colors

SIENNA STONE SURFACES

PORCELAIN TILE

RULLATA

OUTDOOR TILE & 2CM PAVERS - RULLATA

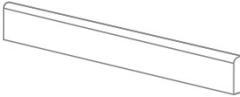


20
MM



24"x24" Rectified
Thickness: 20mm (2cm)
Finish: Textured
Available in: **Sand, Grey and Dark.**

SPECIAL PIECES - RULLATA



Bullnose 3"x24" Rectified
Finish: Natural
Available in all colors



Stair Tread 13"x48" Rectified
Finish: Natural
Available in all colors



Step 13"x48"x1.125"x1.125" Rectified
Finish: Natural
Available in all colors



Corner Tile SX/DX 13"x48"x1.125"x1.125" Rectified
Finish: Natural
Available in all colors

SPECIAL PIECES - OUTDOOR TILE & 2CM PAVERS - RULLATA



Step 13"x24"x2" Rectified
Thickness: 20mm (2cm)
Finish: Textured
Available in: **Sand, Grey and Dark.**



Corner Tile DX/SX 13"x24"x2" Rectified
Thickness: 20mm (2cm)
Finish: Textured
Available in: **Sand, Grey and Dark.**



Stair Tread 13"x24" Rectified
Thickness: 20mm (2cm)
Finish: Textured
Available in: **Sand, Grey and Dark.**



Riser 6.5"x24" Rectified
Thickness: 20mm (2cm)
Finish: Textured
Available in: **Sand, Grey and Dark.**

20
MM



Ending Piece 13"x24"x1" Rectified
Thickness: 20mm (2cm)
Finish: Textured
Available in: **Sand, Grey and Dark.**



Ending Piece Corner 13"x24"x1" Rectified
Thickness: 20mm (2cm)
Finish: Textured
Available in: **Sand, Grey and Dark.**

SIENNA STONE SURFACES

PORCELAIN TILE

PACKAGING

ITEM	CM	THICKNESS	PCS/SQM	PCS/BOX	SQM/BOX	KG/BOX	BOX/PAL	SQM/PAL	KG/PAL
24"x48" Rectified	60x120	10mm	1.39	2	1.440	36.20	36	51.84	1303
16"x48" Rectified - 2cm	40x120	20mm	2.08	1	0.480	22.50	48	23.04	1080
12"x48" Rectified	30x120	10mm	2.77	4	1.440	34.40	22	31.68	757
20"x40" Rectified - 2cm	50x100	20mm	2.00	1	0.500	22.50	30	15.00	675
36"x36" Rectified	90x90	10mm	1.23	2	1.620	36.00	18	29.16	648
24"x24" Rectified	60x60	10mm	2.78	3	1.080	25.00	40	43.20	1000
24"x24" Rectified - 2cm	60x60	20mm	2.75	2	0.720	33.60	32	23.04	1075
12"x24" Rectified	30x60	10mm	5.56	6	1.080	25.00	40	43.20	1000
Listelli Sfalsati 12"x24" Rectified	30x60	10mm	5.56	4	0.720	16.00	30	21.60	480
Mosaic Dado 12"x12" Rectified	30x30	10mm	11.11	5	0.450	10.50	-	-	-
Mosaic Bis 15"x12" Rectified	37.4x29.1	10mm	11.11	5	0.544	13.08	-	-	-

SIENNA STONE SURFACES

PORCELAIN TILE

TECHNICAL CHARACTERISTICS DRY - PRESSED CERAMIC TILES ISO 13006 ANNEX G - Bla UGL

TECHNICAL CHARACTERISTICS	STANDARD	VALUES			
Flatness	UNIS EN ISO 10545-2	± 0.26% / ± 1.5 mm			
	ASTM C485 CALIBRATED ± 0,75% (MAX ± 0,09 in)	-			
	ASTM C485 RECTIFIED ± 0,40% (MAX ± 0,05 IN-SIZE ≤ 60 cm) (MAX ± 0,07 IN-SIZE > 60 cm)	± 0.25%			
Water Absorption	UNI EN ISO 10545-3 (≤ 0.5 %)	Compliant			
	ASTM C373	Compliant			
		10MM		(2CM) 20MM	
Modulus of Rupture	UNI EN ISO 10545-4	≥ 50 N/mm²		≥ 50 N/mm²	
Breaking Strength	UNI EN ISO 10545-4	≥ 2000 N		≥ 4000 N	
	ASTM C648	250 lbs		700 lbs	
Frost Resistance	UNI EN ISO 10545-12	Compliant			
	ASTM C1026	Unaffected			
Chemical Resistance <i>to high and low acid and basic concentrations</i>	UNI EN ISO 10545-13	UA - ULA - UHA			
	ASTM C650	Unaffected			
Stain Resistance	UNI EN ISO 10545-14	5			
	CTI 81-7D	No Evident Variation			
Slip Resistance		NATURAL	LAPPATO	TEXTURED	TEXTURED 2CM
	ANSI A137.1 (BOT 3000)	≥ 0.42 Wet	≥ 0.42 Wet	≥ 0.42 Wet	≥ 0.42 Wet
	DIN 51130	R10	-	R11	R11
	DIN 51097	B (A+B)	-	C (A+B+C)	C (A+B+C)
	B.C.R.A.	≥ 0.40	≥ 0.40	≥ 0.40	≥ 0.40



min 7.5%

The color of the tiles printed in this catalog may differ from actual tiles. Tile color reproductions in this brochure are representative only. Slight tone and shade variations are inherent in porcelain tiles. Before selecting a color, we recommend that you contact a CTL representative before selecting.



STONESOURCE