

STYLE SOLUTIONS
ALHAMBRA

STONESOURCE



Photo features Medina 4" x 4"

ALHAMBRA

The Style Solutions Alhambra collection is offered in two classic wall formats, and paired perfectly with decorative floor tiles.

THE DETAILS:

- 4" x 4" or 2.5" x 8" wall tiles in soft and neutral, yet rich tones with a semi-gloss finish
- 8" x 8" floor tiles in unique patterns with slight glossy ink effect, paired effortlessly with any of the wall tiles

STYLE IT:

- Kitchen backsplashes with natural wood cabinetry and brass fixtures
- Floor-to-ceiling shower walls for a spa-inspired feel
- Bold and playful laundry or bathroom floors



Photo features Marine 2.5" x 8"



Photo features Hassan 8" x 8"



Photo features Medina 4" x 4"

ALHAMBRA

Ceramic Wall and Porcelain Floor Tile

STONESOURCE

COLOR AVAILABILITY - WALL



Sahara
MARSAH44




Tantan
MARTAN44




Sidi
MARSID44



Medina
MARMED44




Marine
MARMKN44



Berber
MARBER44




Sahara
MARSAH258




Tantan
MARTAN258




Sidi
MARSID258



Medina
MARMED258



Marine
MARMKN258



Berber
MARBER258

COLOR AVAILABILITY - FLOOR



Marja
MARMAC88



Hassan
MARBAH88







Mehraz
MARMEL88



Rabat
MARRUB88














SIZE AVAILABILITY

	NOMINALSIZE	ACTUALSIZE	THICKNESS	PC/CARTON	SQ.FT/CARTON
	4" x 4"	3.94" x 3.94"	3/8	44	4.73
	2.5" x 8"	2.44" x 7.95"	3/8	38	5.17
	1" x 8" Trim (Wall)	0.98" x 7.95"	3/8	88	N/A
	8" x 8"	7.87" x 7.87"	3/8	13	5.60







ALHAMBRA

Ceramic Wall and Porcelain Floor Tile

STONESOURCE

TECHNICAL SPECIFICATIONS	WALL	FLOOR
 Material Type	Ceramic (Double-Fired)	Glazed Porcelain
 Finish	Semi-Gloss	Matte
 Edge	Pressed	Pressed
 Color Variation	V3	V3
 Printing	N/A	Inkjet
 Installation	Wall	Wall / Floor
 Usage	Residential / Commercial	Residential / Commercial
 Grout Joint Recomm.	1/16" or No Grout Joint	1/8"
 Thickness	3/8"	3/8"
 Shower Pan	No	Yes
 Pool Lining*	No	Yes
 Fireplace Surround*	Yes	Yes
 Frost Resistant	No	Yes

*Proper installation methods must be followed per project. Please reference TCNA for more information.

TEST RESULTS	WALL	FLOOR
 Water Absorption (C373)	> 10 %	≤ 0.5 %
 Breaking Strength (C648)	N/A	≥ 250 LBS
 Surface Abrasion (MOHS)	N/A	5.0
 Chem. Resistance (C650)	N/A	Resistant
 D.C.O.F. (A137.1)	N/A	> 0.42
 Scratch Hardness (P.E.I.)	N/A	4

Special Considerations for Wall:

- Variations in caliber, flatness, straightness, texture, design and shade are present in the artisanal manufacture process of this product.
- Special and vibrant glazes can produce an intentional crackle upon production, in transport or after installation.
- Dry-stacking is recommended for wall tile, although not required. When installing in a wet area, a waterproof member is required prior to installation, and grouting and sealing will be necessary.



Photo features Mehrnaz 8" x 8"

