


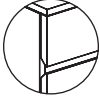


Edges	Pulls
 <p>Square</p>  <p>2" Flat Knife</p>	 <p>Extruded Aluminum Batten</p>  <p>Integrated Finger Pull</p>

Standard finish selection

<http://ofs.com/resources/finishes>

- Veneer
- Standard and studio veneer
 - Quartered and flat veneers are available

Worksurfaces

- 1.1875" thick worksurfaces feature 3-ply construction
- Moderate open grain with matte finish
- Solid surface - 4 standard options: cameo white, concrete, deep mink or modern white
- Peninsula and table top shapes available with glass, solid surface or veneer
- Glass - clear, white back paint, bronze tint or black tint
- Soft rectangle, eased rectangle, wedge or sweep

Wire management

- Wire baskets available to conceal wires under the surface
- PET baskets and trays
- Velcro
- Fabric

Electrical

- 8 wire electrical system available
- Several power supply combination options

Drawers

- Plywood grained engineered composite wood material with mitered corners provides excellent strength, durability along with consistent feel and appearance
- Drawer bottoms are .25" thick
- Interiors are sanded and finished
- High quality suspensions with lifetime warranty
- Drawers have full extension and progressive action slides with steel ball bearing suspensions
- File drawers to accommodate letter or legal filing

Locking

- Standard non-locking
- Locking options are available at an upcharge



Assembly

- Butt-joint case construction
- Structural joints secured by 16-gauge steel angle brackets, flat plates and wood glue blocks for ultimate stability
- Caseloads ship fully assembled

Metal bases

- Duofoil legs: use with tables and runoffs. Extruded aluminum with wire management and integrated leg levers
- Trifoil column use with peninsula tops. Extruded aluminum with wire management and integrated leg levers
- Duofoil stand offs for layered/overlay surfaces. Extruded aluminum with wire management and integrated leg levelers
- Storage cabinets have extruded aluminum feet design with integrated leg levelers
- Metal legs and feet come in four finishes: black, bronze, polished aluminum, and satin nickel

Edge modesties/ privacy screens

- Wall mounted: tackboard with and without tool rail
- Worksurfaces mounted: 1.5" thick privacy screens with radius corners can be surface mounted or edge mounted

Edges and pulls

- | | |
|-------|---|
| Edges | <ul style="list-style-type: none">• Square or 2" flat knife |
| Pulls | <ul style="list-style-type: none">• Two pull options: extruded aluminum batten pull or integrated finger pull• Extruded aluminum batten in black, bronze, polished aluminum, and satin nickel• Integrated finger pull to match finish of unit |