


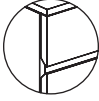


Edges	Pulls
 <p>Square</p>  <p>2" Flat knife</p>	 <p>Extruded aluminum batten</p>  <p>Integrated finger pull</p>

## Standard finish selection

<http://ofs.com/resources/finishes>

- Veneer
- Standard and studio veneer
  - Quartered and flat veneers are available

## Worksurfaces

- 1.1875" thick worksurfaces feature 3-ply construction
- Moderate open grain with matte finish
- Solid surface - 4 standard options: Cameo White, Concrete, Deep Mink or Modern White
- Peninsula and table top shapes available with glass, solid surface or veneer
- Glass - Clear, White back paint, Bronze tint or Black tint
- Soft rectangle, eased rectangle, wedge or sweep

## Wire management

- Wire baskets available to conceal wires under the surface
- PET baskets and trays
- Velcro
- Fabric

## Electrical

- 8 wire electrical system available
- Several power supply combination options

## Drawers

- Plywood grained engineered composite wood material with mitered corners provides excellent strength, durability along with consistent feel and appearance
- Drawer bottoms are .25" thick
- Interiors are sanded and finished
- High quality suspensions with lifetime warranty
- Drawers have full extension and progressive action slides with steel ball bearing suspensions
- File drawers to accommodate letter or legal filing

## Locking

- Standard non-locking
- Locking option available at an upcharge



---

## Assembly

---

- Butt-joint case construction
- Structural joints secured by 16-gauge steel angle brackets, flat plates and wood glue blocks for ultimate stability
- Caseloads ship fully assembled

## Metal bases

---

- Duofoil legs: Use with tables and runoffs. Extruded aluminum with wire management and integrated leg levers
- Trifoil column use with peninsula tops. Extruded aluminum with wire management and integrated leg levers
- Duofoil stand offs for layered/overlay surfaces. Extruded aluminum with wire management and integrated leg levelers
- Storage cabinets have Extruded aluminum feet design with integrated leg levelers
- Metal legs and feet come in four finishes: Black, Bronze, Polished Aluminum, and Satin Nickel

## Edge modesties/ privacy screens

---

- Wall mounted: Tackboard with and without tool rail
- Worksurfaces mounted: 1.5" thick privacy screens with radius corners can be surface mounted or edge mounted

## Edges and pulls

---

- |       |   |
|-------|---|
| Edges | <ul style="list-style-type: none"><li>• Square or 2" Flat knife</li></ul>   |
| Pulls | <ul style="list-style-type: none"><li>• Two pull options: Extruded aluminum batten pull or Integrated finger pull</li><li>• Extruded aluminum batten in Black, Bronze, Polished Aluminum, and Satin Nickel</li><li>• Integrated finger pull to match finish of unit</li></ul> |