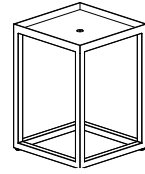
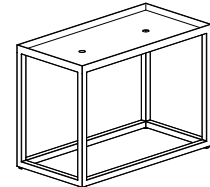


**Small square end table frame** PZ-141420F

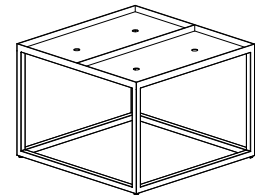
Overall dimensions	14"w x 14"d x 20"h
Weight	16 lbs.
Cubic feet	3.75

Openings (1) 14x14**Rectangular End table frame** PZ-142820F

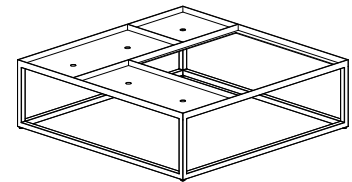
Overall dimensions	14"w x 28"d x 20"h
Weight	23 lbs.
Cubic feet	5.5

Openings (1) 14x28**Large square end table frame** PZ-282820F

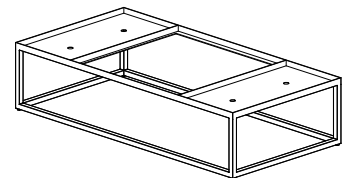
Overall dimensions	28"w x 28"d x 20"h
Weight	36 lbs.
Cubic feet	11.75

Openings (2) 14x28**Square magazine table frame** PZ-424213F

Overall dimensions	42"w x 42"d x 13"h
Weight	51 lbs.
Cubic feet	16.5

Openings (2) 14x28
(1) 14x14
(1) 28x28**Rectangular magazine table frame** 562813F

Overall Dimensions	56"w x 28"d x 13"h
Weight	45 lbs.
Cubic Feet	12.5

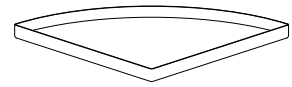
Openings (2) 14x28
(1) 28x28

Standard features	Options available
<ul style="list-style-type: none">• Frame available in standard powder coats• Adjustable levelers	<ul style="list-style-type: none">• Studio powder coats available

**Tray piece** PZ-1414TR

Overall dimensions	13.75"w x 13.75"d x 1.125"h
Weight	3.5 lbs.
Cubic feet	.5

Fits into	14x14 14x28
------------------	----------------

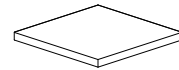


Standard features	Options available
<ul style="list-style-type: none">Standard powder coatsRubber bumpers installed	<ul style="list-style-type: none">Studio powder coatsCork liner

Small square top piece PZ-1414TP

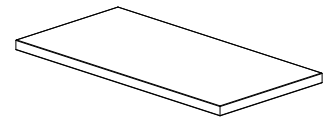
Overall dimensions	13.75"w x 13.75"d x 1"h
Weight	5.5 lbs. - veneer, paint, TFL, HPL 11.5 lbs. - solid surface 18 lbs. - stone
Cubic feet	.5

Fits into	14x14 14x28
------------------	----------------

**Rectangular top piece** PZ-2814TP

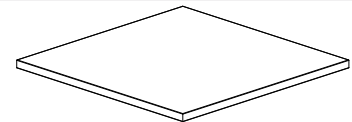
Overall dimensions	27.5"w x 13.75"d x 1"h
Weight	11 lbs. - veneer, paint, TFL, HPL 23 lbs. - solid surface 36 lbs. - stone
Cubic feet	1

Fits into	14x28
------------------	-------

**Large square top piece** PZ-2828TP

Overall dimensions	27.5"w x 27.5"d x 1"h
Weight	22 lbs. - veneer, paint, TFL, HPL 46 lbs. - solid surface 72 lbs. - stone
Cubic feet	1.75

Fits into	28x28
------------------	-------



Standard features	Options available
<ul style="list-style-type: none">Available in TFL, HPL, veneer, paint, solid surface, and stoneRubber bumpers installed	<ul style="list-style-type: none">Studio veneer, TFL, HPL, powder coats and paints availableSuper matte veneers available

Standard finish selection

<http://ofs.com/resources/finishes>

Frame construction

Frame	• Frame welded out of 1/2" thick angled steel and 16 gauge tubing
Tray	• Steel

Standard finish selection

Veneer	• Standard/studio/super matte (quarter cut)
TFL / HPL Laminate	• Standard and studio woodgrain/solid
Paint	• Standard and studio options
Solid surface	• Standard solid surface options
Powder coat	• Standard and studio powder coats
Stone	• Standard stone grades • All stone surfaces feature a polished finish