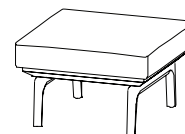


Single bench 82048F / 82048U

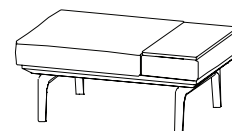
Outside dimensions	29"w x 27.25"d x 19"h	COM	2.25 yds. (cushion/wood trim rail)
Seat dimensions	29"w x 27.25"d x 18.75"h		3 yds. (cushion/upholstered trim rail)
Weight	44 lbs.	COL	45 sq. ft. (cushion/wood trim rail) (82048F)
Cubic feet	14		60 sq. ft. (cushion/upholstered trim rail) (82048U)



Standard features	Options available
<ul style="list-style-type: none"> Steel tube frame Sinuous springs in seat Trim rail material (solid Ash or fabric - will match cushion fabric) Leg material (cast aluminum or solid Ash) 	<ul style="list-style-type: none"> Leg finish - Standard veneers on solid Ash, standard or studio powder coats Trim rail material - Standard veneers on solid Ash (82048F only) Trim rail material - Fabric will match cushion fabric (82048U only)

Single bench with console 82148F / 82148U

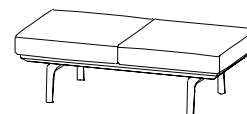
Outside dimensions	39.5"w x 27.25"d x 19"h	2.5 yds. (cushion/console/wood trim rail)
Seat dimensions	27.25"w x 27.25"d x 18.75"h	3.25 yds. (cushion/console/upholstered trim rail)
Weight	60 lbs.	65 sq. ft. (cushion/console/trim rail) (82148F)
Cubic feet	17 22 (with tablet)	70 sq. ft. (cushion/console/trim rail) (82148U)



Standard features	Options available
<ul style="list-style-type: none"> Steel tube frame Sinuous springs in seat Single console Trim rail material (solid Ash or fabric - will match cushion fabric) Leg material (cast aluminum or solid Ash) 	<ul style="list-style-type: none"> Leg finish - Standard veneers on solid Ash, standard or studio powder coats Console location - Left or right facing Console finish - Standard veneers, standard and studio HPLs or solid surface Tablet in console - Top finish standard veneers, standard and studio HPLs or solid surface Power in console - Black or white finish Trim rail material - Standard veneers on solid Ash (82148F only) Trim rail material - Fabric will match cushion fabric (82148U only)

Double bench 82049F / 82049U

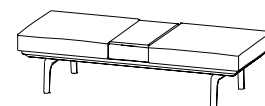
Outside dimensions	54.5"w x 27.25"d x 19"h	COM	4.5 yds. (cushion/wood trim rail)
Seat dimensions	54.5"w x 27.25"d x 18.75"h		5.5 yds. (cushion/upholstered trim rail)
Weight	68 lbs.	COL	90 sq. ft. (cushion/trim rail) (82049F)
Cubic feet	27		110 sq. ft. (cushion/trim rail) (82049U)



Standard features	Options available
<ul style="list-style-type: none"> Steel tube frame Sinuous springs in seat Trim rail material (solid Ash or fabric - will match cushion fabric) Leg material (cast aluminum or solid Ash) 	<ul style="list-style-type: none"> Leg finish - Standard veneers on solid Ash, standard or studio powder coats Trim rail material - Standard veneers on solid Ash (82049F only) Trim rail material - Fabric will match cushion fabric (82049U only)

Double bench with console 82149F / 82149U

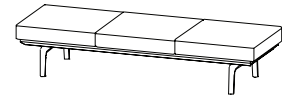
Outside dimensions	66.5"w x 27.25"d x 19"h	COM	4.74 yds. (cushion/console/wood trim rail)
Seat dimensions	27.25"w x 27.25"d x 18.75"h		4.25 yds. (cushion/console/upholstered trim rail)
Weight	84 lbs.	COL	95 sq. ft. (cushion/console/trim rail) (82149F)
Cubic feet	33 41 (with tablet)		115 sq. ft. (cushion/console/trim rail) (82149U)



Standard features	Options available
<ul style="list-style-type: none"> Steel tube frame Sinuous springs in seat Single console Trim rail material (solid Ash or fabric - will match cushion fabric) Leg material (cast aluminum or solid Ash) 	<ul style="list-style-type: none"> Leg finish - Standard veneers on solid Ash, standard or studio powder coats Console location - Left or right facing, Console finish - Standard veneers, standard and studio HPLs or solid surface Tablet in console - Top finish standard veneers, standard and studio HPLs or solid surface Power in console - Black or white finish Trim rail material - Standard veneers on solid Ash (82148F only) Trim rail material - Fabric will match cushion fabric (82148U only)

Triple bench 82040F / 82040U

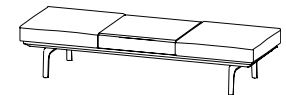
Outside dimensions	81.5"w x 27.25"d x 19"h	COM	6.75 yds. (cushion/wood trim rail)
Seat dimensions	81.5"w x 27.25"d x 18.75"h		8 yds. (cushion/upholstered trim rail)
Weight	87 lbs.	COL	135 sq. ft. (cushion/arms) (82040F)
Cubic feet	39		160 sq. ft. (cushion/arms/trim rail) (82040U)



Standard features	Options available
<ul style="list-style-type: none"> Steel tube frame Sinuous springs in seat Trim rail material (solid Ash or fabric - will match cushion fabric) Leg material (cast aluminum or solid Ash) 	<ul style="list-style-type: none"> Leg finish - Standard veneers on solid Ash, standard or studio powder coats Trim rail material - Standard veneers on solid Ash (82048F only) Trim rail material - Fabric will match cushion fabric (82048U only)

Triple bench with console 82140F / 82140U

Outside dimensions	81.5"w x 27.25"d x 19"h	COM	5.25 yds. (cushion/console/wood trim rail)
Seat dimensions	27.25"w x 27.25"d x 18.75"h		7 yds. cushion/console/upholstered trim rail)
Weight	104 lbs.	COL	105 sq. ft. (cushion/console/trim rail) (82140F)
Cubic feet	39 50 (with tablet)		140 sq. ft. (cushion/console/trim rail) (82140U)



Standard features	Options available
<ul style="list-style-type: none"> Steel tube frame Sinuous springs in seat Single console Trim rail material (solid Ash or fabric - will match cushion fabric) Leg material (cast aluminum or solid Ash) 	<ul style="list-style-type: none"> Leg finish - Standard veneers on solid Ash, standard or studio powder coats Console location - Left or right facing, Console finish - Standard veneers, standard and studio HPLs or solid surface Tablet in console - Top finish standard veneers, standard and studio HPLs or solid surface Power in console - Black or white finish Trim rail material - Standard veneers on solid Ash (82140F only) Trim rail material - Fabric will match cushion fabric (82140U only)

**Standard textile & finish selection**

<https://ofs.com/resources/textiles>
<https://ofs.com/resources/finishes>

Frame construction

- | | |
|------------|--|
| Seat | • Steel frame with equally spaced sinuous springs topped with a fiber deck pad and covered with moisture resistant medical fabric |
| Upholstery | • All fabric and leather pieces are cut with automated cutters that utilize precise patterns |
| Assembly | • The joints are assembled using mortise and tenon or notched and slotted construction, glue and/or corner blocks, dowels, screws or staples |

Foam

- | | |
|------|--|
| Seat | <ul style="list-style-type: none">• 6" Premium grade foam• 30 lb. Compression• 2.2 Density• .75 oz. Fiber overlay |
|------|--|

Tablet

- | | |
|-----------------|---|
| Finished Tablet | • Finished tablet: MDF core with veneer top and edges |
| HPL Tablet | • MDF core with laminate on top and PVC edges |
| Tablet | • Solid surface |