






Edges	Pulls
 EY - Square	 Aero  Integrated finger pull

Standard finish selection

<http://ofs.com/resources/finishes>

Worksurfaces

- Desk tops are 1" thick
- Laminate worksurfaces are thermally fused with a 2mm polypropylene edge
- Tops available in HPL
- Primary and secondary worksurfaces are profiled on approach and user sides
- Durable scratch resistant matte finish on all units

Height adjustable worksurfaces

- | | |
|----------------|--|
| Casegoods | <ul style="list-style-type: none">• Height adjustability on double pedestal desk, single pedestal desk, and bridges• 29.75-45.75 height range• Uses 1/4" thick steel mounting plates |
| Lift mechanism | <ul style="list-style-type: none">• 2 stage column constructed out of 2mm thick powder coated steel• Intuitive desk panel for simple up and down drive (Black) |

Pedestals

- Full pedestals with full modesty panels are standard

Wire management

- Wire management is standard in returns, bridge units, credenzas, corner units and hutch units



Drawers

- Engineered composite wood material with mitered corners provides excellent strength and durability
- Woodgrain patterned drawer sides provide a consistent appearance and are stain resistant and easily cleaned

File Drawers

- File drawers have full extension, progressive action slides with steel ball bearing suspensions
- They accommodate letter or legal filing

Locking

- Standard non-locking
- Locking options are available at an upcharge
- All locking is located on the front of pedestal
- Drawer front locks secure all drawers with the turn of a single key
- All units ship keyed alike
- Removable lock cores for re-keying

Specific key requirements may be specified on the purchase order at the time the order is placed for field installation (ship separately)

Edges and Pulls

- | | |
|-------|---|
| Edges | <ul style="list-style-type: none">• Square edge |
| Pulls | <ul style="list-style-type: none">• Aero pull available in standard and studio powder coats• AS-Integrated finger pull - all fronts below worksurface will require Upper Door Storage to use touch latch |

Grommets

Grommet finish: Black or Satin Nickel