




Edges	Pulls
 <p>Classic</p>	 <p>Classic drawer pull</p>  <p>Classic door pull</p>

Standard textile selection

<https://ofs.com/resources/textiles>

Finish options

- | | |
|--------|----------------------------|
| Veneer | Flat cut
• MLC - Sienna |
| HPL | Flat cut
• CHP - Sienna |

Veneer

- Exposed surfaces are number one select cherry veneers
- Back panels and drawer fronts are matched in sets to assure proper grain balance
- Select straight and close grain patterns are used overall to maintain consistency between individual units

Worksurfaces

- 1.25" thick tops feature 5-ply construction
- Lumber banded edges are mitered at the corners
- High pressure laminate worksurfaces are 3-ply construction with .050 thickness for high impact resistance

Drawers

- Drawer sides and back are .4375" thick unidirectional plywood and are assembled using rigid dowel construction
- Drawer bottoms are .25" thick
- Interiors are sanded and finished
- Box and file drawers are full extension
- All suspension systems feature positive and cushioned in/out stops, steel ball bearings and a durable finish to ensure a smooth ride

Pulls

- Lancaster Antique pull in Brass finish
- Center and tray drawers use smaller classic pull 2.9275" hole spacing
- Box and file drawers use larger classic pull 3.4375" hole spacing

Locking

- Central locking secures all drawers with the turn of a single key
- All units ship keyed alike
- Removable lock cores for re-keying

Assembly

- Tenon-and-groove case construction and mortise-and-tenon pedestal construction for ultimate stability
- Structural joints secured by 16-gauge steel angle brackets and wood glue blocks
- Adjustable levelers feature insert nuts to prevent glide tear-out
- Casegoods ship fully assembled