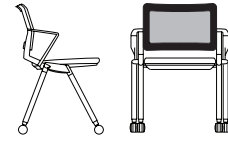


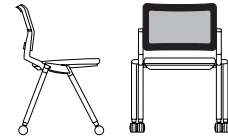
## Mesh back guest (with arms) 160371 (one per carton) / 160372 (two per carton)

<b>Overall dimensions</b>	25.5"w x 22"d x 32.5"h	<b>Weight</b>	25 lbs.
<b>Seat dimensions</b>	18.5"w x 17"d x 19"h	<b>Cubic feet</b>	16
<b>Seat to top of back</b>	15"	<b>COM</b>	1 yd.
<b>Top of arm to floor</b>	24.75"	<b>COL</b>	20 sq. ft.
<b>Top of arm to seat</b>	6.75"		



## Mesh back guest (armless) 160381 (one per carton) / 160382 (two per carton)

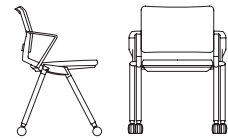
<b>Overall dimensions</b>	25.5"w x 22"d x 32.5"h	<b>Weight</b>	24 lbs.
<b>Seat dimensions</b>	18.5"w x 17"d x 19"h	<b>Cubic feet</b>	16
<b>Seat to top of back</b>	15"	<b>COM</b>	1 yd.
		<b>COL</b>	20 sq. ft.



Standard features	Options available
<ul style="list-style-type: none"> <li>Steel powder coated base frame</li> <li>Grey molded plastic seat bottom</li> <li>Upholstered seat</li> <li>Grey molded back with black mesh</li> <li>With arms (160371 and 160372)</li> <li>Armless (160381 and 160382)</li> <li>Seat hinges up for nesting</li> <li>Stacks 4 high with seat hinged down</li> <li>Black dual wheel partial hooded casters</li> </ul>	<ul style="list-style-type: none"> <li>Molded plastic arm (160371 and 160372 only) <ul style="list-style-type: none"> <li>- Black</li> <li>- Grey</li> </ul> </li> <li>Black hardwood floor partial hooded caster or glide</li> </ul>

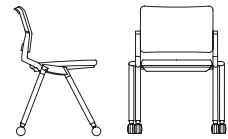
## Upholstered back guest (with arms) 161371 (one per carton) / 161372 (two per carton)

<b>Overall Dimensions</b>	25.5"w x 22"d x 32.5"h	<b>Weight</b>	25 lbs.
<b>Seat Dimensions</b>	18.5"w x 17"d x 19"h	<b>Cubic feet</b>	16
<b>Seat to Top of Back</b>	15"	<b>COM</b>	1.5 yds. (161371) 2 yds. (161372)
<b>Top of Arm to Floor</b>	24.75"	<b>COL</b>	30 sq. ft. (161371) 40 sq. ft. (161372)
<b>Top of Arm to Seat</b>	6.75"		



## Upholstered back guest (armless) 161381 (one per carton) & 161382 (two per carton)

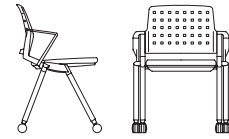
<b>Overall dimensions</b>	25.5"w x 22"d x 32.5"h	<b>Weight</b>	24 lbs.
<b>Seat dimensions</b>	18.5"w x 17"d x 19"h	<b>Cubic feet</b>	16
<b>Seat to top of back</b>	15"	<b>COM</b>	1.5 yds. (161381) 2 yds. (161382)
		<b>COL</b>	30 sq. ft. (161381) 40 sq. ft. (161382)



Standard features	Options available
<ul style="list-style-type: none"> <li>Steel powder coated base frame</li> <li>Grey molded plastic seat bottom</li> <li>Upholstered seat</li> <li>Grey molded back with upholstered front</li> <li>With arms (161371 and 161372)</li> <li>Armless (161381 and 161382)</li> <li>Seat hinges up for nesting</li> <li>Stacks 4 high with seat hinged down</li> <li>Black dual wheel partial hooded casters</li> </ul>	<ul style="list-style-type: none"> <li>Molded plastic arm (160171 and 161372 only) <ul style="list-style-type: none"> <li>- Black</li> <li>- Grey</li> </ul> </li> <li>Black hardwood floor partial hooded caster or glide</li> </ul>

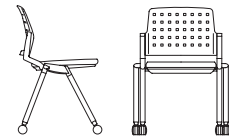
## Molded plastic back guest (with arms) 162371 (one per carton) & 162372 (two per carton)

Overall dimensions	25.5"w x 22"d x 32.5"h	Weight	25 lbs.
Seat dimensions	18.5"w x 17"d x 19"h	Cubic feet	16
Seat to top of back	15"	COM	1 yd.
Top of arm to floor	24.75"	COL	20 sq. ft.
Top of arm to seat	6.75"		



## Molded plastic back guest (armless) 162381 (one per carton) & 162382 (two per carton)

Overall Dimensions	25.5"w x 22"d x 32.5"h	Weight	24 lbs.
Seat Dimensions	18.5"w x 17"d x 19"h	Cubic Feet	16
Seat to Top of Back	15"	COM	1 yd.
		COL	20 sq. ft.



Standard features	Options available
<ul style="list-style-type: none"> <li>Steel powder coated base frame</li> <li>Grey molded plastic seat bottom</li> <li>Upholstered seat</li> <li>Molded plastic back</li> <li>With arms (162371 and 162372)</li> <li>Armless (162381 and 162382)</li> <li>Seat hinges up for nesting</li> <li>Stacks 4 high with seat hinged down</li> <li>Black dual wheel partial hooded casters</li> </ul>	<ul style="list-style-type: none"> <li>Molded plastic arm (162371 and 162372 only) <ul style="list-style-type: none"> <li>Black</li> <li>Grey</li> </ul> </li> <li>Black hardwood floor partial hooded caster or glide</li> <li>Molded plastic back <ul style="list-style-type: none"> <li>Black</li> <li>Grey</li> </ul> </li> </ul>

## Standard textile selection

<https://ofs.com/resources/textiles>

## Frame construction

Seat	<ul style="list-style-type: none"> <li>Plastic molded seat panel</li> </ul>
Back	<ul style="list-style-type: none"> <li>Mesh back: plastic back assembly with a Carbon mesh stretched tightly across</li> <li>Upholstered back: plastic molded back assembly that is upholstered</li> <li>Molded plastic back: Black or Grey</li> </ul>
Upholstery	<ul style="list-style-type: none"> <li>All fabric and leather pieces are cut with automated cutters that utilize precise patterns</li> </ul>
Arms	<ul style="list-style-type: none"> <li>Molded plastic arms</li> </ul>
Assembly	<ul style="list-style-type: none"> <li>Metal and plastic components fastened by screws and clips</li> </ul>

## Foam

Seat	<ul style="list-style-type: none"> <li>1.75" Premium grade foam</li> <li>45 lb. Compression</li> <li>2.8 Density</li> </ul>
Back	<ul style="list-style-type: none"> <li>1.25" Premium grade foam</li> <li>50 lb. Compression</li> <li>1.8 Density</li> </ul>