

Layer teacher station desk ED1-6628TDL (left) and ED1-6628TDR (right)

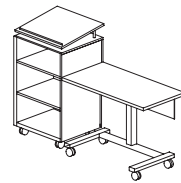
Overall dimensions	66"w x 28"d x 43.75"h	Weight	129 lbs.
		Cubic feet	53



Standard features	Options available
<ul style="list-style-type: none"> • Wire management • Two adjustable shelves • One stationary shelf • Paper stop on angled lectern top • Frosted acrylic modesty panel • Locking casters • Grommet in worksurface • Ships KD 	<ul style="list-style-type: none"> • 29"h worksurface on right • Lectern on left • 29"h worksurface on left • Lectern on right • Door • Slideout shelf

Height adjustable Layer teacher station desk ED1-6622HATDL (left) and ED1-6622HATDR (right)

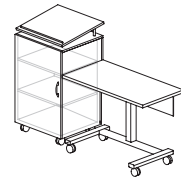
Overall dimensions	66"w x 22"d x 43.75"h	Weight	165 lbs.
		Cubic feet	33



Standard features	Options available
<ul style="list-style-type: none"> • Desk worksurface detaches from lectern for extra mobility • Two adjustable shelves • One stationary shelf • Paper stop on angled lectern top • Frosted acrylic modesty panel • Locking casters • Silver hardware • Ships KD 	<ul style="list-style-type: none"> • 30"/47.63"h worksurface on right with silver pneumatic height adjustable base • Lectern on left • 30"/47.63"h worksurface on left with silver pneumatic height adjustable base • Lectern on right • Door • Slideout shelf • Foot style <ul style="list-style-type: none"> - Bar stock or tubular

Height adjustable Layer teacher station desk with AV lectern ED1-6622AVTDL (left) and ED1-6622AVTDR (right)

Overall dimensions	66"w x 22"d x 43.75"h	Weight	142 lbs.
		Cubic feet	53

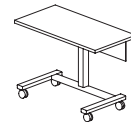


Standard features	Options available
<ul style="list-style-type: none"> • Desk worksurface detaches from lectern for extra mobility • Two adjustable shelves • Two stationary shelves • Approach side wire access door • Vented side • Paper stop on angled lectern top • Frosted acrylic modesty panel • Locking casters • Silver hardware • Ships KD 	<ul style="list-style-type: none"> • 30"/47.63"h worksurface on right with silver pneumatic height adjustable base • AV Lectern on left • 30"/47.63"h worksurface on left with silver pneumatic height adjustable base • AV Lectern on right • Shelves <ul style="list-style-type: none"> - TFL or wire • Foot style <ul style="list-style-type: none"> - Bar stock or tubular



Height adjustable Layer teacher desk ED1-4221HATD

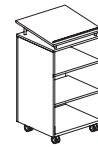
Overall dimensions	42"w x 21"d x 30"h	Weight	78 lbs.
		Cubic feet	18



Standard features	Options available
<ul style="list-style-type: none"> • 30"/47.63"h worksurface with silver pneumatic height adjustable base • Frosted acrylic modesty panel • Locking casters • Ships KD 	<ul style="list-style-type: none"> • Foot style <ul style="list-style-type: none"> - Bar stock or tubular

Lectern ED1-2444LEC

Overall dimensions	24"w x 22"d x 43.75"h	Weight	87 lbs.
		Cubic feet	15



Standard features	Options available
<ul style="list-style-type: none"> • Two adjustable shelves • One stationary shelf • Paper stop on angled lectern top • Locking casters 	<ul style="list-style-type: none"> • Door <ul style="list-style-type: none"> - Slideout shelf

AV lectern ED1-2444AVLEC

Overall dimensions	24"w x 22"d x 43.75"h	Weight	87 lbs.
		Cubic feet	15



Standard features	Options available
<ul style="list-style-type: none"> • One adjustable shelf • Two stationary shelves • Approach side wire access door • Vented side • Paper stop on angled lectern top • Locking casters 	<ul style="list-style-type: none"> • Shelves <ul style="list-style-type: none"> - TFL or Wire

Paper cubby ED1-113PC

Overall dimensions	11"w x 13.25"d x 6.5"h	Weight	16 lbs.
		Cubic feet	1



Standard features
<ul style="list-style-type: none"> • Mounts to underside of teacher station • Two storage shelves • Each shelf is: 9.5"w x 12.5"d x 2.5"h



Frame construction

- Lectern
 - Butt-joint construction using mini-fix cam and bolts
 - MSL or BKO (non-height adjustable items only) hardware (standoffs, paper stop, pull, lock)
 - Four black locking casters
 - Optional pull out shelf w/zinc ball bearing slides
 - MSL wire shelf or matching TFL shelf
- Worksurface top
 - 1" thick TFL or HPL with PBD core and 3MIL PVC edge banding
 - Removable/mobile worksurface on height adjustable items
 - Optional power supply cutout is located on the table top, approximately 2" from the lectern body.
- Base
 - MSL or BKO static base w/two black casters (non-height adjustable items)
 - MSL pneumatic bar stock or tubular u-base w/four black casters (height adjustable items)
- Modesty
 - Frosted Acrylic w/metal brackets for attachment

Finish selection

- TFL • <https://ofs.com/resources/finishes>
- HPL • <https://ofs.com/resources/finishes>

Carton/packaging

- Ships in three cartons (lectern in one box, top and modesty in one box and base in another box)