
















Pulls						
						
Grip	Era	Axis	Empire	Icon	Forte	Ice
						
Oval	Duet	Optix	Curved	Luxe	Crest	

Edges	
	
Square	Flat knife

## Standard textile & finish selection

<https://ofs.com/resources/textiles>  
<https://ofs.com/resources/finishes>

## Worksurfaces

- Veneer tops are 1" thick
- Moderate open grain with matte finish
- TFL & HPL tops are 1" thick
- Worksurfaces are thermally fused with a 2mm polypropylene edge
- Durable scratch resistant matte finish on all units
- Multi piece flat cut laminate top to be grain matched up to 12'
- Back painted glass tops are 1.38" thick
- Back painted glass tops have a white painted subtop
- Solid surface tops are .5" thick
- Stone tops are 1.18" thick
- Solid surface and stone tops can only be used with the tapered top bases
- Solid surface and stone tops are only available in round and square shape
- Solid surface and stone tops both have a black painted subtop
- All stone surfaces feature a polished finish

## Wire management

- Wire management is integrated into some specified bases and some ancillary items

## Edges and pulls

- |       |  |
|-------|--|
| Edges | • Square and Flat knife  |
| Pulls | • Thirteen options available in standard and studio powder coats - Grip, Era, Axis, Empire, Icon, Luxe, Optix, Oval, Ice, Duet, Crest, Curved or Forte |