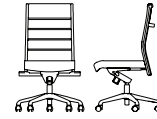


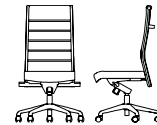
**Mid back F12316**

<b>Overall dimensions</b>	19.25"w x 25.5"d x 40.75/43.5"h, 24.75"w x 25.5"d x 40.75/43.5"h (A1T) 22.5"w x 25.5"d x 40.75/43.5"h (H7F)	<b>Weight</b>	40 lbs. (Armless) 49 lbs. (A1T) 46 lbs. (H7F)
<b>Seat dimensions</b>	19.25"w x 18.75"d x 19/21.75"h	<b>Cubic feet</b>	21
<b>Seat to top of back</b>	21.75"	<b>COM</b>	N/A
<b>Top of arm to floor</b>	26.5/28" (A1T) 26.5/28" (H7F)	<b>COL</b>	N/A
<b>Top of arm to seat</b>	8.5" (A1T) 8.5" (H7F)		



**High back F12317**

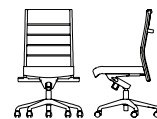
<b>Overall dimensions</b>	19.25"w x 25.5"d x 44.5/47.25"h 24.75"w x 25.5"d x 44.5/47.25"h (A1T) 22.5"w x 25.5"d x 44.5/47.25"h (H7F)	<b>Weight</b>	41 lbs. (Armless) 50 lbs. (A1T) 47 lbs. (H7F)
<b>Seat dimensions</b>	19.25"w x 18.75"d x 19/21.75"h	<b>Cubic feet</b>	22
<b>Seat to top of back</b>	25.25"	<b>COM</b>	N/A
<b>Top of arm to floor</b>	26.5/28" (A1T) 26.5/28" (H7F)	<b>COL</b>	N/A
<b>Top of arm to seat</b>	8.5" (A1T) 8.5" (H7F)		



Standard features	Optional features
<ul style="list-style-type: none"> <li>• Soft faux leather</li> <li>• Molded polyurethane seat</li> <li>• Pneumatic synchronous mechanism</li> <li>• 5-prong aluminum base</li> <li>• Black cylinder</li> </ul>	<ul style="list-style-type: none"> <li>• Frame/Base                             <ul style="list-style-type: none"> <li>- Onyx or Polished chrome</li> </ul> </li> <li>• Faux leather:                             <ul style="list-style-type: none"> <li>- Black, Grey or White</li> </ul> </li> <li>• Arms:                             <ul style="list-style-type: none"> <li>- Black urethane arm</li> <li>- Metal loop arm with upholstered arm sleeve</li> </ul> </li> <li>• Casters</li> </ul>


**Mid back F12416**

<b>Overall dimensions</b>	19.25"w x 25.5"d x 40.75/43.5"h 24.75"w x 25.5"d x 40.75/43.5"h (A1T) 22.5"w x 25.5"d x 40.75/43.5"h (H7F)	<b>Weight</b>	40 lbs. (Armless) 49 lbs. (A1T) 46 lbs. (H7F)
<b>Seat dimensions</b>	19.25"w x 18.75"d x 19/21.75"h	<b>Cubic feet</b>	21
<b>Seat to top of back</b>	21.75"	<b>COM</b>	1.75 yds.
<b>Top of arm to floor</b>	26.5/28" (A1T) 26.5/28" (H7F)	<b>COL</b>	35 sq. ft.
<b>Top of arm to seat</b>	8.5" (A1T) 8.5" (H7F)		



**High back F12417**

<b>Overall dimensions</b>	19.25"w x 25.5"d x 44.5/47.25"h 24.75"w x 25.5"d x 44.5/47.25"h (A1T) 22.5"w x 25.5"d x 44.5/47.25"h (H7F)	<b>Weight</b>	41 lbs. (Armless) 50 lbs. (A1T) 47 lbs. (H7F)
<b>Seat dimensions</b>	19.25"w x 18.75"d x 19/21.75"h	<b>Cubic feet</b>	22
<b>Seat to top of back</b>	25.25"	<b>COM</b>	1.75 yds.
<b>Top of arm to floor</b>	26.5/28" (A1T) 26.5/28" (H7F)	<b>COL</b>	35 sq. ft.
<b>Top of arm to seat</b>	8.5" (A1T) 8.5" (H7F)		



Standard features	Optional features
<ul style="list-style-type: none"> <li>• Fully upholstered</li> <li>• Molded polyurethane seat</li> <li>• Pneumatic synchronous mechanism</li> <li>• 5-prong aluminum base</li> <li>• Black cylinder</li> </ul>	<ul style="list-style-type: none"> <li>• Frame/Base                             <ul style="list-style-type: none"> <li>- Onyx or Polished chrome</li> </ul> </li> <li>• Arms:                             <ul style="list-style-type: none"> <li>- Black urethane arm</li> <li>- Metal loop arm with upholstered arm sleeve</li> </ul> </li> <li>• Casters</li> </ul>



**Standard textile & finish selection**

---

<https://ofs.com/resources/textiles>  
<http://ofs.com/resources/finishes>

**Frame construction**

---

- Seat • Upholstery grade molded plywood panel
- Back • Polished chrome tube frame
- Upholstery • All fabric and leather pieces are cut with automated cutters that utilize precise patterns
- Arms • Polished chrome tube frame with upholstered arm sleeve
- Assembly • Metal and plywood components fastened by screws

**Foam**

---

- Seat • 2" Molded foam
  - 40 lb. Compression
  - 3 Density
- Back • .5" Premium grade foam
  - 32 lb. Compression
  - 1.2 Density