

QuickShip Staks building blocks

---





## Table of contents

Panels/panel tackboards	3
Panel organizers/transaction counter	4
Height adjustable base/worksurfaces	5
Worksurface - modesty panels	6
Worksurface supports	7
Brackets	8
Pedestals	9-10
Floor storage/mobile pedestals	11
Wall organizer/tackboards/wall shelf	12
Highback organizers/tackboards	13
Slide out storage towers	14
Storage towers	15
Bookcases/laterals	16
Electrical	17
Lighting/work accessories/wire mangement	18
Power supplies	19

## Panels

- Panels heights: 42"h, 48"h
- Widths: 23.5"w, 24"w, 31.5"w, 33"w, 36"w, 37"w, 38"w, 39"w, 41"w, 42"w, 43"w, 47.5"w, 48"w, 55.5"w
- Vertical grain direction on panels
- Square corners
- Panels are supported by connecting into surfaces and storage with brackets



Q-6-PAN-4\_/\_ \_

## Panel tackboards

**Note:** Tackboards attach with heavy duty velcro

### Square tackboards

- 12"h:
  - Q-FT30A (27"w-48.9735"w)
  - Q-FT30B (49"w-73.9375"w)
  - Q-FT30C (74"w-96"w)
- 18"h:
  - Q-FT30D (27"w-48.9735"w)
  - Q-FT30E (49"w-73.9375"w)
  - Q-FT30F (74"w-96"w)

### Round tackboards

- 12"h:
  - Q-FTR10D (27"w-48.9735"w)
  - Q-FTR10E (49"w-73.9375"w)
  - Q-FTR10F (74"w-96"w)
- 18"h:
  - Q-FTR10A (27"w-48.9735"w)
  - Q-FTR10B (49"w-73.9375"w)
  - Q-FTR10C (74"w-96"w)



Square corner  
Q-FT30\_



Rounded corner  
Q-FTR10\_

## Panel organizers

- Widths: 72"w, 84"w
- Two openings each side, handed left or right
- Organizers must be used with wall panel support Q-6-2812WPS, see worksurface supports section
- Doors and backs available in TFL or veneer
- Organizers are center mounted to panel and attached using Q-PFBKT-1 press fit brackets
- Optional locks for veneer and TFL doors



Open cubbies, right shown  
Q-6-\_\_15(L/R)SORG4C



Hinged doors, right shown  
Q-6-\_\_15(L/R)SORG4DC

## Transaction counter

- Widths: 36"w, 42"w, 48"w, 60"W, 66"w, 72"W, 84"w
- Transaction counters must be used with wall panel support, see worksurface supports section
- Transaction counters are installed centered on the panel with Q-PFBKT-1 press fit brackets
- Transaction counter typically used on 42"h panel



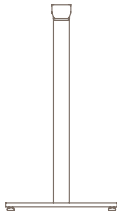
Transaction counter  
Q-6-TRS-\_\_/10

## Height adjustable Base


- Use with rectangular worksurfaces 22"d or 30"d, and 48"w to 72"w
- Electric base
- Rectangular post leg
- Center or offset leg
- Flat or tubular foot, glide or caster
- Cord is 10' long



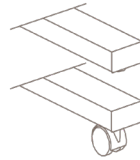
Rectangular post leg



Center leg  
Q-HA22KCRE  
Q-HA30KCRE



Offset leg  
Q-HA22KFRE  
Q-HA30KFRE



Tubular foot,  
glide or caster

## Worksurfaces

**22"d Rectangular surfaces available in desk or low height, all other surfaces available in desk height only**

- 22"d rectangular widths:
  - Short grain - 42"w, 48"w
  - Long grain - 30"w, 36"w, 40.5"w, 42"w, 48"w, 48.5"w, 52.5"w, 54"w, 58"W, 60"w, 60.5"w, 66"w, 71"w, 72"w, 82"w, 84"w, 90"W, 96"w
- 30"d rectangular widths: 48"w, 54"w, 58"w, 60"w, 66"w, 70"w, 71"w, 72"w, 82"w, 84"w. Long grain only
- Bullet: 30x66 or 30x72. Long grain
- Collaborative left and right: 66x40 (22"d at each end)



Rectangular  
Q-6-MCT-22/\_/\_ (22"d short grain)  
Q-6-MCT-\_\_/\_/22\_ ( 22"d long grain)  
Q-6-MCT-\_\_/\_/30 (30"d worksurface)



Bullet  
Q-6-BT-\_\_/\_/30



Collaborative, right hand shown  
Q-6-ECT(L/R)-66/40

## Worksurface Modesty panels

### Below surface modesty

- Models:
  - KMPB: 30"w-47.875"w
  - KMPC: 48"w-65.875"w
  - KMPD: 66"w-84.875"w
- TFL modesty panel, horizontal grain
- Extends 12" below surface
- Brackets for TFL modesty panels will ship standard with the modesty

### Worksurface edge modesty

- Widths: 48"w, 54"w, 60"w, 66"w, 72"w
- Height: 23.75"h, extends 11.5" above surface and 11" below
- Worksurface edge modesty's are available in TFL (horizontal grain), veneer (vertical grain), or fabric
- All edge modesty styles will offset from surface by 1.5" to allow for wire management
- Use Q-WEBKT-2 with TFL and veneer modesty, and Q-WEBKT-3 with fabric modesty

### Below surface modesty



Q-6-KMP\_

### Worksurface edge modesty



TFL, square corners  
Q-6-WEMK-\_\_/\_/23.75



Veneer, square corners  
Q-6-WEMW-\_\_/\_/23.75



Fabric, square corners  
Q-6-WEMF-\_\_/\_/23.75

## Worksurface Supports

- Support panel is used to create L support with end panel or back panel
- Support base is used to support surfaces at a seam, or support a wider surface at the center, not to be used with wall panels
- Wall panel support is used to support surfaces and stabilize wall panels, must be used with overheads, shared shelving, and transaction counters, a wall panel can replace a cantilever
- Corner shelf required to stabilize wall panels when using height adjustable tables
- Wing end assemblies are used to create a breakfront modesty on desk approach side, when used with back panel
- Peninsula end panel includes angle brackets for support. One bracket for 22"d surface, two brackets for 30"/36"d surface. Vertical grain direction
- Veneer legs to be used with peninsula or runoff surface only, cannot be used to create a table desk, desk height. **Note:** Because of the unique color of the hardwoods, these finishes will be a solid paint color: Linen, Oslo, Pecan, Steel Grey, Blonde, Honey, Desert and Silver Grey
- Metal square, cylinder, and peninsula legs are used to support runoff and peninsula desks
- Metal Reese leg: Set of 2
- H and O Legs: 22"w and 30"w, set of 2
- MBAR support bar must be used when H and O legs create a table desk, a veneer or laminate modesty is recommended to hide viewing the bar from the approach side
- T riser support: T versions are not intended to be used with additional weight on top of the surface
- Back panel, static: Supports desk to low height worksurfaces. Static back panels in TFL will have horizontal grain pattern, and veneer back panels will have vertical grain pattern. **Note:** For static panel with access slot, minimum back panel width is 22"w



Support panel  
Q-6-2812SP



Support base  
Q-6-2812SB



Wall panel support  
Q-6-2812WPS



Panel corner support  
Q-6-2108SHLF



Wing end assemblies  
Q-6-N1630(L/R)WA



Peninsula end panel  
Q-6-28\_\_TEP



End panel  
Q-6-2822MEP



Veneer leg  
Q-6-\_\_WLB



Metal square  
Q-6-L2S



Metal cylinder  
Q-6-CB4



Metal peninsula base  
Q-6-PBASE



Metal reese  
Q-6-R7L



H leg  
Q-6-\_\_HBA2



O leg  
Q-6-\_\_OB2



H/O Leg Support Bar  
Q-MBAR-66  
Q-MBAR-72



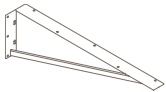
T-shape riser  
Q-6-RSP-\_\_/\_9.5



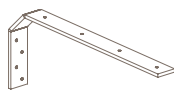
Back panel, static  
Q-6-28MCB\_

## Brackets

- Open cantilever is standard version used in Staks open plan
- Concealed cantilever can be used along aisle ways, concealed cantilever should not take the place of all open cantilevers
- Mini cantilever can be used in pairs to support surface corners
- Worksurface to storage brackets connect surfaces to pedestals and tower sides, and surfaces to panels. Use one Q-SCWBKT-1 with 22"d worksurfaces, use two Q-SCWBKT-2 with 30"d and 36"d worksurfaces
- Worksurface straightener is used when span of unsupported worksurface is greater than 48"w. Widths available in 48"w, 54"w, 60"w, 66"w
- Pedestal to wall brackets are used with 19"d pedestals, use Q-PEDBKT-1 (Z shaped) for standard back pedestals, use Q-PEDBKT-2 (L shaped) for hinged back pedestals
- Clamp plates are used to adjoining two surfaces together at a seam. Two clamp plates for 22"d worksurfaces, three clamp plates for 30"d and 36"d worksurfaces
- Press fit brackets are used to connect transaction counters, shared shelves and organizers to Staks wall panels
- Worksurface edge modesty brackets clamps edge modesty to the front of worksurface. Use WEBKT-1 for acrylic, WEBKT-2 for TFL and veneer, and WEBKT-3 for fabric
- Height adjustable leg panel bracket attaches Staks panel to height adjustable leg. Set of 2, leaves 1.5" wire mangement gap
- Mounting block used for PD-1 pencil drawer when worksurface straighteners are used




Open cantilever  
Q-OWSBKT\_ \_



Concealed cantilever  
Q-WSBKT-22



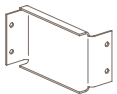
Mini cantilever  
Q-WSBKT-C



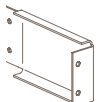
Worksurface to storage bracket  
Q-SCWBKT- \_



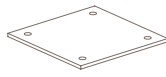
Worksurface straightener  
Q-SPTR\_ \_



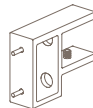
Pedestal wall bracket,  
Z shape  
Q-PEDBKT-1



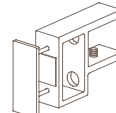
Pedestal wall bracket,  
L shape  
Q-PEDBKT-2



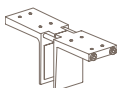
Clamp plate  
Q-CP-1



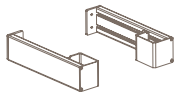
Worksurface edge modesty  
bracket, wood or TFL  
Q-WEBKT-2



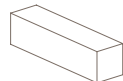
Worksurface edge modesty  
bracket, fabric  
Q-WEBKT-3



Press fit bracket  
Q-PFBKT-1



Height adjustable leg to  
wall panel bracket  
Q-6-HAWPB



Mounting block  
Q-6-TFBLK



## Pedestals Worksurface height, no riser/leg

### General

- Creates a 29" worksurface height
- Worksurface required
- Pedestals cannot be freestanding

### Box/box/file

- Widths: 15.625"w, 30"w, 36"w
- 15.625"w depths: 19"d, 22"d, 30"d. **Note:** 19"d leaves 2.5" gap behind pedestal for wire management
- 30"w and 36"w depths: 22"d

### File/file

- Widths: 15.625"w, 24"w, 30"w, 36"w
- 15.625"w depths: 19"d, 22"d, 30"d. **Note:** 19"d leaves 2.5" gap behind pedestal for wire management
- 24"w, 30"w and 36"w depths: 22"d

### Multi file

- Width: 30"w
- Depths: 19"d and 22"d. **Note:** 19"d leaves 2.5" gap behind pedestal for wire management

### Door cabinet

- Width: 30"w and 36"w
- Depth: 22"d
- One adjustable shelf

### Open shelf

- Width: 30"w and 36"w
- Depth: 22"d
- One adjustable shelf

### Box/box/file



15.625"w  
Q-6-NW16\_\_MPD1



30"d/36"d  
Q-6-NW3\_\_22MPD1



15.625"w  
Q-6-NW16\_\_MPD3



30"d/36"d  
Q-6-NW\_\_22MPD3

### Multi file



Left hand  
Q-6-NW30\_\_MPD12L



Right hand  
Q-6-NW30\_\_MPD12R

### Door cabinet



Q-6-NW3\_\_22MPD4

### Open shelf



Q-6-NW3\_\_21MPD6



## Pedestals Low height, no riser/leg

### General

- Creates a 23"h worksurface height
- Worksurface required
- Pedestals cannot be freestanding
- Optional cushions available
- Depths: 19"d, 22"d. **Note:** 19"d leaves 2.5" gap behind pedestal for wire management

### Box/lateral file

- Widths: 24"w, 30"w, 36"w
- One box and one lateral file drawer

### Open shelf

- Widths: 24"w, 30"w, 36"w
- One adjustable shelf

### Box/file



Q-6-NL\_\_19MPD8 - 19"d  
Q-6-NL\_\_22MPD8 - 22"d

### Open shelf



Q-6-NL\_\_19MPD6 - 19"d  
Q-6-NL\_\_21MPD6 - 22"d

## Pedestals Low height, 3"h square metal leg

### General

- Creates a 23"h worksurface height with Q-6-SLEG
- Creates a 29"h worksurface height with Q-6-RELEG or Q-6-RLEG
- Worksurface and legs required
- Pedestals cannot be freestanding
- Optional cushions available
- Depths: 19"d, 22"d. **Note:** 19"d leaves 2.5" gap behind pedestal for wire management

### Tray/file

- Widths: 24"w, 30"w, 36"w
- One tray and one lateral file drawer

### Open shelf

- Widths: 24"w, 30"w, 36"w
- One adjustable shelf

### With Q-6-SLEG



Tray/file  
Q-6-RL\_\_19MPD11 - 19"d  
Q-6-RL\_\_22MPD11 - 22"d



Open shelf  
Q-6-RL\_\_19MPD6 - 19"d  
Q-6-RL\_\_21MPD6 - 22"d

### With Q-6-RLEG or Q-6-RELEG



Tray/file  
Use same model as Q-6-SLEG



Open shelf  
Use same model as Q-6-SLEG



## Pedestals Cushion

• Widths: 24"w, 30"w, 36"w

• Use with 22"d low height pedestals



24"w  
Q-6-2422SC



30"w  
Q-6-3022SC



36"w  
Q-6-3622SC

## Mobile pedestals

### Box/file

- Box/file available with back notch to fit over height adjustable leg bases
- Top can be finished, or unfinished for use with Q-1619SC2 cushion

### Shelf/file

- One file drawer and one open shelf behind full front drawer
- Finished top, can be used with Q-1619SC2 cushion

### Box/file



Q-6-1619MP7 - finished  
Q-6-1619MP8 - unfinished

### Box/file with notch

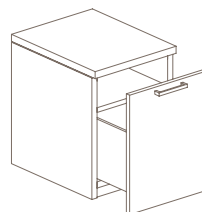


Q-6-1619MP8HA

### Shelf/file



Q-6-1619MP3



Shelf/file interior

### Cushion



Q-6-1619SC2

## Wall organizer

### Organizers

- Height: 18.5"h
- Widths: 30"w, 36"w, 42"w, 48"w, 60"w, 66"w, 72"w, 78"w
- Depth: 15"d
- Widths 30"-42"w feature two hinged doors, 48"w three hinged doors, 54"-78"w four hinged doors
- Optional locking for hinged laminate and veneer doors
- Optional tackboards and task lights specified separately

### Tackboards

- For use with wallmount organizers only
- **Note:** Cannot be used as stand alone or mounted directly to the wall
- Models:
  - Q-FT2205 30"w
  - Q-FT2204 36"w
  - Q-FT2203 42"w
  - Q-FT2202 48"w
  - Q-FT2200 60"w
  - Q-FT2199 66"w
  - Q-FT2198 72"w

### Organizer



Q-6-\_\_19HDW3

### Tackboard



Q-FT2198 - Q-FT2205

## Wall mounted shelf

- Height: 12"h
- Widths: 30"w, 36"w, 42"w, 48"w, 60"w, 66"w, 72"w
- Depth: 13"d (12"d fixed shelf)
- Not for use with wallmount tackboards or tasklights



Q-6-\_\_14WS

## Highback organizers

### Organizer

- Widths: 60"w, 66"w, 72"w, 78"w, 84"w
- Highback organizers include wire management for task lights
- Highback organizers must be supported below the worksurface at each end, and at the center of the unit
- Optional tackboards and task lights specified separately

### Tackboard

- Highback organizer can be used with or without tackboard
- Models:
  - Q-FT1214 60"w
  - Q-FT1213 66"w
  - Q-FT1212 72"w
  - Q-FT1211 78"w
  - Q-FT1210 84"w

### Organizer



Q-6-\_\_ 43D4

### Tackboard



Q-FT121\_

## Worksurface storage

- Widths: 30" and 36"
- Height: 43"h
- Standard with finished back
- One adjustable and one fixed shelf



Q-6-3\_43BC



## Slide out storage towers

### General

- Width: 17"w
- Height: 48"h
- Depth: 30"d
- Left or right handed
- Refer to price guide for additional information

### Felt Pockets

- Base model - Coat hook, felt pocket, stationary shelving
- Add on options - USB power, storage tray, file drawer

### Shelving

- Base model - Coat hook, stationary shelving
- Add on options - USB power, file drawer

### Felt pockets



Base unit  
Q-6-1748SOS(L/R)1



With options

### Shelving



Base unit  
Q-6-1748SOS(L/R)3



With options

## Storage towers

### Single wide tower

- Depth: 22"d
- Heights: 48"h, 72"h
- Width: 15.625"w
- Standard as wardrobe with hanging bar (R7).
- Optional shelving available (R8)

### Double door/lateral file

- Widths: 30"w, 36"w
- One stationary and two adjustable shelves
- Door options: TFL or wood panel standard

### Double door tower

- Depth: 22"d
- Height: 72"h
- Widths: 30"w, 36"w
- Left side:
  - One stationary and one adjustable shelf
- Right side:
  - Wardrobe with metal coat rod
  - One stationary and one adjustable shelf

### Single wide tower



R7 Hanging bar, standard  
Q-6-1648(L/R)SC1 - 48"h  
Q-6-1672(L/R)SC1 - 72"h



Single door  
R8 shelves

### Double door/lateral



Q-6-3\_72SC5

### Double door tower



Q-6-3\_72SC1

## Bookcases

- Depth: 14"d
- Widths: 30"w, 36"w
- Height: 72"h
- Three adjustable shelves, two stationary
- Unfinished back



Q-6-3\_72BC

## Laterals

- Lateral files include finished top and back, and anti-tilt mechanism for freestanding application
- Widths: 30"w, 36"w
- Finished top
- Heights:
  - 29"h two drawer
  - 54"h four drawer



29"h  
Q-6-N3\_29LF2

54"h  
Q-6-N3\_54LF4




## Electrical 3 circuit / 5 wire

- Infeed: Metal, 10' cord
- Power block bracket mounts power block to underside of surface, one bracket for single blocks, two brackets for double blocks

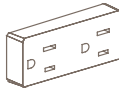
- Power blocks are double sided and house duplex receptacles
- Duplexes available in circuit I, II and III



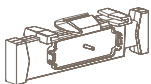
Infeed  
PWF5M120



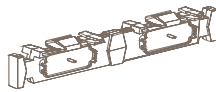
Power jumper  
MCJ5W\_M



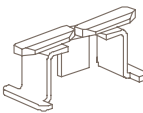
Duplex  
DPX5W\_



Single power block,  
double sided  
PB5S1



Double power block,  
double sided  
PB5D1



Power block bracket  
PBBKTA2

## Electrical 4 circuit / 8 wire

- Infeed: Metal, 10' cord
- H block allows connection of up to four jumpers
- Jumper connector allows connection of two jumpers
- Duplexes available in circuit I, II, III and IV

- Power blocks are available as single or double, half blocks
- Power block bracket mounts power block to underside of surface, one bracket for single blocks, two brackets for double blocks



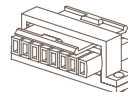
Hardwired infeed -  
Liquid Tight or metal  
PWF3L120 / PWF3M120



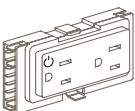
Power jumper  
MCJ8W\_M



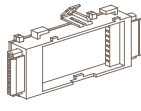
H Block  
HCB



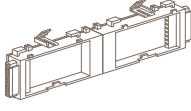
Jumper connector  
JC-2



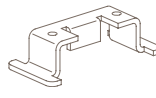
Duplex  
DPX8W\_



Power block,  
single half (1 duplex)  
PHBS1



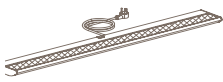
Power block,  
double half (2 duplexes)  
PHBD1



Power block bracket  
PBBKT1

## Lighting

- For wallmount and highback organizers only
- Fluorescent (Q-TL-1 and Q-TL-6):
  - Q-TL-1 cannot be used with 30" or 36" w organizers
  - Q-TL-6 use with organizers 72" w and wider
  - On/off switch
- LED Energy Efficient 5200K (Q-TL-16): Silver frame, On/Off Switch
- LED task light efficient 3000K (Q-TL-27, Q-TL-28, Q-TL-30): Black alloy frame, touch and hold dimming



Fluorescent  
Q-TL-1, Q-TL-6



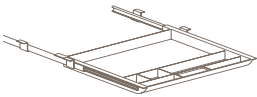
LED  
Q-TL-16



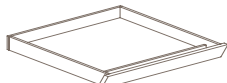
LED  
Q-TL-27, Q-TL-28, Q-TL-30

## Work accessories

- Pencil drawer: black molded plastic, flush mount
- Center drawer with integrated pencil tray mounts to underside of surface.
  - Q-OCD: Use with single, double pedestal desks or peninsula tops with no modesty
  - Q-OCD1: Use with peninsula tops with a modesty



Pencil drawer  
Q-PD-1



Center drawer  
Q-OCD/Q-OCD1

## Wire management

- Q-WM-V4 Velcro wire manager strip comes in pack of four, not intended for heavy duty cabling
- Plastic wire manager: Use under surface. Widths include: 12" w, 24" w, 36" w, 48" w, 60" w, 72" w. Can be field cut
- Wire basket manager: Use under surface. widths include 18" w, 33" w, 57" w, 69" w
- Q-WM-HA height adjustable wire manager commonly used in stand alone height adjustable table applications
- Q-WM-HA2 and Q-WM-HA3 height adjustable wire manager commonly used in table to table connections. HA2 is black/silver combination, HA3 is silver/silver combination



Velcro wire manager  
Q-WM-V4



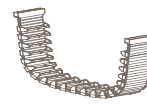
Plastic wire manager  
Q-WM-\_\_



Wire basket manager  
Q-WBT\_\_H



Height adjustable  
table desk manager  
Q-WM-HA

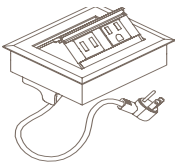


Height adjustable  
table to table manager  
Q-WM-HA\_

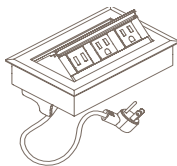
## Power supplies

- Requires factory cutout
- Recesses into worksurface
- Q-PS-68: One outlet, two USB charging ports, 9' cord, silver or black
- Q-PS-69: Two outlets, two USB charging ports, 9' cord, silver or black
- Q-PS-70: Two outlets, two USB charging ports, one data jack, 9' cord, silver or black
- Q-PS-99: Two outlets, two USB charging ports, one data jack, one HDMI coupler, 9' cord, anodized aluminum
- Q-PS-78: Two outlets, two USB charging ports, one data jack, 6' cord, anodized aluminum
- Q-PS-80: One touch open and close, two outlets, one HDMI port, one USB charging port, 12' cord, silver or black
- Q-PS-81: Three 110v outlets each side, one HDMI port, one VGA port, RJ-5 voice jack, RJ-45 data jack, two USB charging port, 10' cord, silver or black

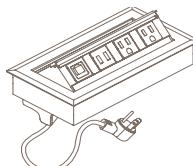
### Recessed



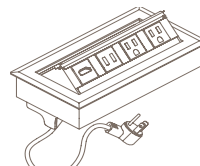
Q-PS-68



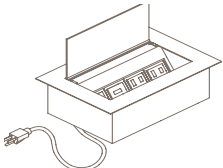
Q-PS-69



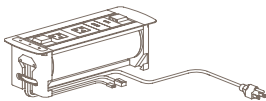
Q-PS-70



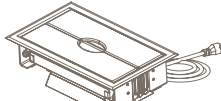
Q-PS-99



Q-PS-78



Q-PS-80



Q-PS-81