

## Theatre

Theatre is a versatile collection of casegoods crafted to support the needs of patients, families and caregivers within one line. Theatre offers many standard built in features and optional upgrades that enhance the beauty and performance of the patient room.

The ability to choose base rails, drawer and door fronts, edges, and hardware provide design options tailored to each project. Theatre scales the spectrum of healthcare design to create the optimal patient care experience.







Wardrobe cabinet shown in Desert veneer with Dess lounge



Wardrobe cabinets come standard with one stationary shelf and a hanging bar



Square base rail



Duet pull shown in Black



Stationary shelf



Hanging bar





Three drawer dresser shown in Desert veneer



Three drawer bedside cabinet shown in Desert veneer



Era pull shown in Black



Straight base rail



Square top style



# Theatre

## Features

### Bedside cabinet

- Vented back
- Adjustable levelers

### Wardrobe cabinet

- Vented back
- Adjustable levelers
- Doors open 120°
- Doors with concealed adjustable hinges
- Stationary shelves and/or adjustable shelves
- Hanging bar for clothing garments

### Desk

- Adjustable leveler
- With/without drawers

### Bookcase

- Adjustable leveler
- Stationary shelves and/or adjustable shelves

## Options

### Bedside cabinet

- Flat, framed, or radius door/drawer style
- Square, radius, solid surface square, or floating top style
- Straight with/without concealed casters, square with/without concealed casters, cathedral with/without concealed casters tapered wood feet, straight metal feet or exposed casters

### Wardrobe cabinet

- Flat, framed, or radius door/drawer style
- Straight, square, cathedral, tapered wood feet, or straight metal feet
- Black or finished vented back panel

### Desk

- Flat, framed, or radius door/drawer style

### Bookcase

- Concealed edge, .75" square edge, radius edge

## Full product information

View more on Specify & Price for complete specification information and statement of line.

## Statement of line



Bedside cabinet,  
one drawer, open bottom  
**TH-W1721BC3**  
w17" d21.5" h30"



Bedside cabinet,  
one drawer, hinged door  
**TH-W2221LBC4**  
w21.5" d21.5" h30"



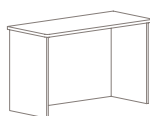
Bedside cabinet,  
three drawers  
**TH-W1721BC1**  
w17" d21.5" h30"



Dresser, three drawers  
**TH-W3421DR**  
w33.5" d21.5" h30"



Dresser, four drawers  
**TH-W3438DR**  
w33.5" d21.5" h38.25"



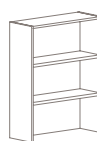
Writing desk shell  
**TH-W4821WDS**  
w48" d21.5" h30.5"




Writing desk,  
one drawer  
**TH-W4821LDWD**  
w48" d21.5" h30.5"



Writing desk,  
three drawers  
**TH-W4821LPWD**  
w48" d21.5" h30.5"



Dresser hutch,  
three drawers  
**TH-W3241HN**  
w32" d12" h41.25"



Wardrobe,  
one bottom drawer  
**TH-W7132WA1**  
w32" d25" h71.25"



Wardrobe cabinet  
**TH-W7144LSC**  
w44" d25" h71.25"