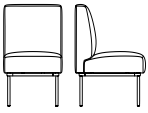
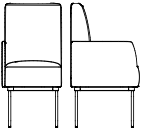


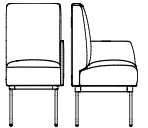
Mid back lounge chair armless 207041-M / 207041-M-MT

Overall dimensions	22.5"w x 26"d x 34.75"h	Weight	52 lbs.	
Seat dimensions	22.5"w x 19.5"d x 18"h	Cubic feet	19.5- non ganging 23.25- ganged	
		COM	2.25 yds. (whole unit) 1 yd. (seat) 1.75 yds. (back)	
		COL	45 sq. ft. (whole unit) 20 sq. ft. (seat) 35 sq. ft. (back)	

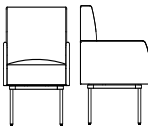
Mid back lounge chair low left arm 207041-MLA / 207041-MLA-MT

Overall dimensions	23.5"w x 26"d x 34.75"h	Weight	59 lbs.	
Seat dimensions	22.25"w x 19.5"d x 18"h	Cubic feet	19.5- non ganging 23.25- ganged	
In-Back	18"	COM	2.5 yds. (whole unit) 1 yd. (seat) 1.75 yds. (back) 1.25 yds. (arm)	
Arm height from floor	24.5"	COL	50 sq. ft. (whole unit) 20 sq. ft. (seat) 35 sq. ft. (back) 25 sq. ft. (arm)	
Arm height from seat	6.5"			

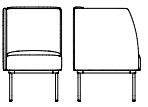
Mid back lounge chair low right arm 207041-MRA / 207041-MRA-MT

Overall dimensions	23.5"w x 26"d x 34.75"h	Weight	59 lbs.	
Seat dimensions	22.25"w x 19.5"d x 18"h	Cubic feet	19.5- non ganging 23.25- ganged	
In-Back	18"	COM	2.5 yds. (whole unit) 1 yd. (seat) 1.75 yds. (back) 1.25 yds. (arm)	
Arm height from floor	24.5"	COL	50 sq. ft. (whole unit) 20 sq. ft. (seat) 35 sq. ft. (back) 25 sq. ft. (arm)	
Arm height from seat	6.5"			

Mid back lounge chair low arms 207041-MAA / 207041-MAA-MT

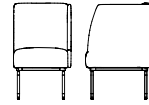
Overall dimensions	24.5"w x 26"d x 34.75"h	Weight	65 lbs.	
Seat dimensions	22"w x 19.5"d x 18"h	Cubic feet	19.5- non ganging 23.25- ganged	
In-Back	18"	COM	3 yds. (whole unit) 1 yd. (seat) 1.75 yds. (back) 2 yds. (arm)	
Arm height from floor	24.5"	COL	60 sq. ft. (whole unit) 20 sq. ft. (seat) 35 sq. ft. (back) 40 sq. ft. (arms)	
Arm height from seat	6.5"			

Mid back lounge chair mid left arm 207141-MLA / 207141-MLA-MT


Overall dimensions	23.5"w x 26"d x 34.75"h	Weight	64 lbs.	
Seat dimensions	22.25"w x 19.5"d x 18"h	Cubic feet	19.5- non ganging 23.25- ganged	
In-Back	18"	COM	3 yds. (whole unit) 1 yd. (seat) 1.75 yds. (back) 1.75 yds. (arm)	
Arm height from floor	34.75"	COL	60 sq. ft. (whole unit) 20 sq. ft. (seat) 35 sq. ft. (back) 35 sq. ft. (arm)	
Arm height from seat	16.75"			

Mid back lounge chair mid right arm 207141-MRA / 207141-MRA-MT

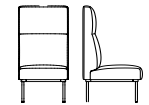
Overall dimensions	23.5"w x 26"d x 34.75"h	Weight	64 lbs.
Seat dimensions	22.25"w x 19.5"d x 18"h	Cubic feet	19.5- non ganging 23.25- ganged
In-Back	18"	COM	3 yds. (whole unit) 1 yd. (seat) 1.75 yds. (back) 1.75 yds. (arm)
Arm height from floor	34.75"	COL	60 sq. ft. (whole unit) 20 sq. ft. (seat) 35 sq. ft. (back) 35 sq. ft. (arm)
Arm height from seat	16.75"		


Mid back lounge chair mid arms 207141-MAA / 207141-MAA-MT

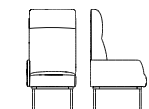
Overall dimensions	24.5"w x 26"d x 34.75"h	Weight	76 lbs.
Seat dimensions	22"w x 19.5"d x 18"h	Cubic feet	19.5- non ganging 23.25- ganged
In-Back	18"	COM	3.75 yds. (whole unit) 1 yd. (seat) 1.75 yds. (back) 3 yds. (arm)
Arm height from floor	34.75"	COL	75 sq. ft. (whole unit) 20 sq. ft. (seat) 35 sq. ft. (back) 60 sq. ft. (arms)
Arm height from seat	16.75"		


High back lounge chair armless 207041-H / 207041-H-MT

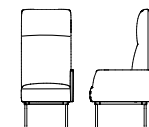
Overall dimensions	22.5"w x 26"d x 48.75"h	Weight	57 lbs.
Seat dimensions	22.5"w x 19.5"d x 18"h	Cubic feet	26.75- non ganging 31.5- ganged
		COM	2.75 yds. (whole unit) 1 yd. (seat) 2.25 yds. (back)
		COL	55 sq. ft. (whole unit) 20 sq. ft. (seat) 45 sq. ft. (back)


High back lounge chair low left arm 207041-HLA / 207041-HLA-MT

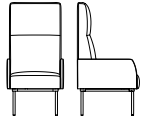
Overall dimensions	23.5"w x 26"d x 48.75"h	Weight	64 lbs.
Seat dimensions	22.25"w x 19.5"d x 18"h	Cubic feet	26.75- non ganging 31.5- ganged
In-Back	32"	COM	3.25 yds. (whole unit) 1 yd. (seat) 2.25 yds. (back) 1.25 yds. (arm)
Arm height from floor	24.5"	COL	65 sq. ft. (whole unit) 20 sq. ft. (seat) 45 sq. ft. (back) 25 sq. ft. (arm)
Arm height from seat	6.5"		


High back lounge chair low right arm 207041-HRA / 207041-HRA-MT

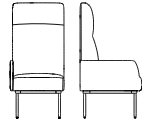
Overall dimensions	23.5"w x 26"d x 48.75"h	Weight	64 lbs.
Seat dimensions	22.25"w x 19.5"d x 18"h	Cubic feet	26.75- non ganging 31.5- ganged
In-Back	32"	COM	3.25 yds. (whole unit) 1 yd. (seat) 2.25 yds. (back) 1.25 yds. (arm)
Arm height from floor	24.5"	COL	65 sq. ft. (whole unit) 20 sq. ft. (seat) 45 sq. ft. (back) 25 sq. ft. (arm)
Arm height from seat	6.5"		



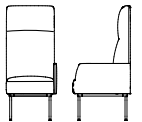
High back lounge chair low arms 207041-HAA / 207041-HAA-MT

Overall dimensions	24.5"w x 26"d x 48.75"h	Weight	70 lbs.	
Seat dimensions	22"w x 19.5"d x 18"h	Cubic feet	26.75- non ganging 31.5- ganged	
In-Back	32"	COM	3.5 yds. (whole unit) 1 yd. (seat) 2.25 yds. (back) 2 yds. (arm)	
Arm height from floor	24.5"	COL	70 sq. ft. (whole unit) 20 sq. ft. (seat) 45 sq. ft. (back) 40 sq. ft. (arms)	
Arm height from seat	6.5"			

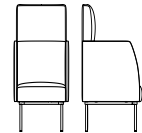
High back lounge chair mid left arm 207141-HLA / 207141-HLA-MT

Overall dimensions	23.5"w x 26"d x 48.75"h	Weight	69 lbs.	
Seat dimensions	22"w x 19.5"d x 18"h	Cubic feet	26.75- non ganging 31.5- ganged	
In-Back	32"	COM	3.25 yds. (whole unit) 1 yd. (seat) 2.25 yds. (back) 1.75 yds. (arm)	
Arm height from floor	34.75"	COL	65 sq. ft. (whole unit) 20 sq. ft. (seat) 45 sq. ft. (back) 35 sq. ft. (arm)	
Arm height from seat	16.75"			

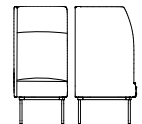
High back lounge chair mid right arm 207141-HRA / 207141-HRA-MT

Overall dimensions	23.5"w x 26"d x 48.75"h	Weight	69 lbs.	
Seat dimensions	22"w x 19.5"d x 18"h	Cubic feet	26.75- non ganging 31.5- ganged	
In-Back	32"	COM	3.25 yds. (whole unit) 1 yd. (seat) 2.25 yds. (back) 1.75 yds. (arm)	
Arm height from floor	34.75"	COL	65 sq. ft. (whole unit) 20 sq. ft. (seat) 45 sq. ft. (back) 35 sq. ft. (arm)	
Arm height from seat	16.75"			

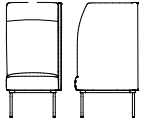
High back lounge chair mid arms 207141-HAA / 207141-HAA-MT

Overall dimensions	24.5"w x 26"d x 48.75"h	Weight	81 lbs.	
Seat dimensions	22"w x 19.5"d x 18"h	Cubic feet	26.75- non ganging 31.5- ganged	
In-Back	32"	COM	4.25 yds. (whole unit) 1 yd. (seat) 2.25 yds. (back) 3 yds. (arm)	
Arm height from floor	34.75"	COL	85 sq. ft. (whole unit) 20 sq. ft. (seat) 45 sq. ft. (back) 60 sq. ft. (arms)	
Arm height from seat	16.75"			

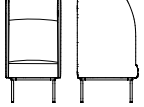
High back lounge chair high left arm 207241-HLA / 207241-HLA-MT

Overall dimensions	23.5"w x 26"d x 48.75"h	Weight	73 lbs.	
Seat dimensions	22"w x 19.5"d x 18"h	Cubic feet	26.75- non ganging 31.5- ganged	
In-Back	32"	COM	4.25 yds. (whole unit) 1 yd. (seat) 2.25 yds. (back) 2.5 yds. (arm)	
Arm height from floor	48.75"	COL	85 sq. ft. (whole unit) 20 sq. ft. (seat) 45 sq. ft. (back) 50 sq. ft. (arm)	
Arm height from seat	30.75"			

High back lounge chair high right arm 207241-HRA / 207241-HRA-MT

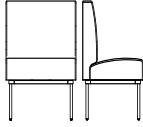
Overall dimensions	23.5"w x 26"d x 48.75"h	Weight	73 lbs.	
Seat dimensions	22"w x 19.5"d x 18"h	Cubic feet	26.75- non ganging 31.5- ganged	
In-Back	32"	COM	4.25 yds. (whole unit) 1 yd. (seat) 2.25 yds. (back) 2.5 yds. (arm)	
Arm height from floor	48.75"	COL	85 sq. ft. (whole unit) 20 sq. ft. (seat) 45 sq. ft. (back) 50 sq. ft. (arm)	
Arm height from seat	30.75"			

High back lounge chair high arms 207241-HAA / 207241-HAA-MT

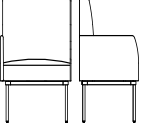
Overall dimensions	24.5"w x 26"d x 48.75"h	Weight	89 lbs.	
Seat dimensions	22"w x 19.5"d x 18"h	Cubic feet	26.75- non ganging 31.5- ganged	
In-Back	32"	COM	5.75 yds. (whole unit) 1 yd. (seat) 2.25 yds. (back) 4.5 yds. (arm)	
Arm height from floor	48.75"	COL	115 sq. ft. (whole unit) 20 sq. ft. (seat) 45 sq. ft. (back) 90 sq. ft. (arms)	
Arm height from seat	30.75"			

Standard features	Optional features
<ul style="list-style-type: none"> Fully upholstered Base available in standard powder coats Can be non ganging or ganging left and/or right 	<ul style="list-style-type: none"> Base also available in studio powder coats


Mid back wide lounge chair armless 207041W-M / 207041W-M-MT

Overall dimensions	30"w x 26"d x 34.75"h	Weight	62 lbs.	
Seat dimensions	30"w x 19.5"d x 18"h	Cubic feet	24.75- non ganging 28.5- ganged	
		COM	3.25 yds. (whole unit) 1.5 yds. (seat) 2 yds. (back)	
		COL	65 sq. ft. (whole unit) 30 sq. ft. (seat) 40 sq. ft. (back)	

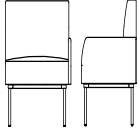
Mid back wide lounge chair low left arm 207041W-MLA / 207041W-MLA-MT

Overall dimensions	31"w x 26"d x 34.75"h	Weight	69 lbs.	
Seat dimensions	29.5"w x 19.5"d x 18"h	Cubic feet	24.75- non ganging 28.5- ganged	
In-Back	18"	COM	3.75 yds. (whole unit) 1.5 yds. (seat) 2 yds. (back) 1.25 yds. (arm)	
Arm height from floor	24.5"	COL	75 sq. ft. (whole unit) 30 sq. ft. (seat) 40 sq. ft. (back) 25 sq. ft. (arm)	
Arm height from seat	6.5"			

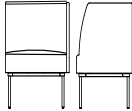
Mid back wide lounge chair low right arm 207041W-MRA / 207041W-MRA-MT

Overall dimensions	31"w x 26"d x 34.75"h	Weight	69 lbs.	
Seat dimensions	29.5"w x 19.5"d x 18"h	Cubic feet	24.75- non ganging 28.5- ganged	
In-Back	18"	COM	3.75 yds. (whole unit) 1.5 yds. (seat) 2 yds. (back) 1.25 yds. (arm)	
Arm height from floor	24.5"	COL	75 sq. ft. (whole unit) 30 sq. ft. (seat) 40 sq. ft. (back) 25 sq. ft. (arm)	
Arm height from seat	6.5"			

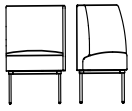
Mid back wide lounge chair low arms 207041W-MAA / 207041W-MAA-MT

Overall dimensions	32"w x 26"d x 34.75"h	Weight	75 lbs.	
Seat dimensions	29.5"w x 19.5"d x 18"h	Cubic feet	24.75- non ganging 28.5- ganged	
In-Back	18"	COM	4.75 yds. (whole unit) 1.5 yds. (seat) 2 yds. (back) 2 yds. (arm)	
Arm height from floor	24.5"	COL	95 sq. ft. (whole unit) 30 sq. ft. (seat) 40 sq. ft. (back) 40 sq. ft. (arm)	
Arm height from seat	6.5"			

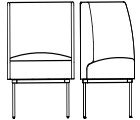
Mid back wide lounge chair mid left arm 207141W-MLA / 207141W-MLA-MT

Overall dimensions	31"w x 26"d x 34.75"h	Weight	74 lbs.	
Seat dimensions	29.5"w x 19.5"d x 18"h	Cubic feet	24.75- non ganging 28.5- ganged	
In-Back	18"	COM	4.25 yds. (whole unit) 1 yd. (seat) 1.75 yds. (back) 1.75 yds. (arm)	
Arm height from floor	34.75"	COL	85 sq. ft. (whole unit) 30 sq. ft. (seat) 40 sq. ft. (back) 35 sq. ft. (arm)	
Arm height from seat	16.75"			


Mid back wide lounge chair mid right arm 207141W-MRA / 207141W-MRA-MT

Overall dimensions	31"w x 26"d x 34.75"h	Weight	74 lbs.	
Seat dimensions	29.5"w x 19.5"d x 18"h	Cubic feet	24.75- non ganging 28.5- ganged	
In-Back	18"	COM	4.25 yds. (whole unit) 1 yd. (seat) 1.75 yds. (back) 1.75 yds. (arm)	
Arm height from floor	34.75"	COL	85 sq. ft. (whole unit) 30 sq. ft. (seat) 40 sq. ft. (back) 35 sq. ft. (arm)	
Arm height from seat	16.75"			

Mid back wide lounge chair mid arms 207141W-MAA / 207141W-MAA-MT

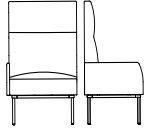
Overall dimensions	32"w x 26"d x 34.75"h	Weight	86 lbs.	
Seat dimensions	29.5"w x 19.5"d x 18"h	Cubic feet	24.75- non ganging 58.5- ganged	
In-Back	18"	COM	5.75 yds. (whole unit) 1.5 yds. (seat) 2 yds. (back) 3 yds. (arm)	
Arm height from floor	34.75"	COL	115 sq. ft. (whole unit) 30 sq. ft. (seat) 40 sq. ft. (back) 60 sq. ft. (arms)	
Arm height from seat	16.75"			

High back wide lounge chair armless 207041W-H / 207041W-H-MT

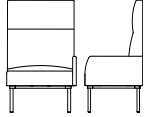
Overall dimensions	30"w x 26"d x 48.75"h	Weight	68 lbs.	
Seat dimensions	30"w x 19.5"d x 18"h	Cubic feet	33.75- non ganging 38.5- ganged	
		COM	3.5 yds. (whole unit) 1.5 yds. (seat) 2.75 yds. (back)	
		COL	70 sq. ft. (whole unit) 30 sq. ft. (seat) 55 sq. ft. (back)	

High back wide lounge chair low left arm 207041W-HLA / 207041W-HLA-MT


Overall dimensions	31"w x 26"d x 48.75"h	Weight	75 lbs.
Seat dimensions	29.75"w x 19.5"d x 18"h	Cubic feet	33.75- non ganging 38.5- ganged
In-Back	32"	COM	4.5 yds. (whole unit) 1.5 yds. (seat) 2.75 yds. (back) 1.25 yds. (arm)
Arm height from floor	24.5"	COL	90 sq. ft. (whole unit) 30 sq. ft. (seat) 55 sq. ft. (back) 25 sq. ft. (arm)
Arm height from seat	6.5"		


High back wide lounge chair low right arm 207041W-HRA / 207041W-HRA-MT

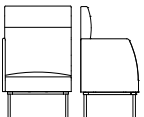
Overall dimensions	31"w x 26"d x 48.75"h	Weight	75 lbs.
Seat dimensions	29.75"w x 19.5"d x 18"h	Cubic feet	33.75- non ganging 38.5- ganged
In-Back	32"	COM	4.5 yds. (whole unit) 1.5 yds. (seat) 2.75 yds. (back) 1.25 yds. (arm)
Arm height from floor	24.5"	COL	90 sq. ft. (whole unit) 30 sq. ft. (seat) 55 sq. ft. (back) 25 sq. ft. (arm)
Arm height from seat	6.5"		


High back wide lounge chair low arms 207041W-HAA / 207041W-HAA-MT

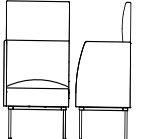
Overall dimensions	32"w x 26"d x 48.75"h	Weight	81 lbs.
Seat dimensions	29.5"w x 19.5"d x 18"h	Cubic feet	33.75- non ganging 38.5- ganged
In-Back	32"	COM	5.5 yds. (whole unit) 1.5 yds. (seat) 2.75 yds. (back) 2 yds. (arm)
Arm height from floor	24.5"	COL	110 sq. ft. (whole unit) 30 sq. ft. (seat) 55 sq. ft. (back) 40 sq. ft. (arm)
Arm height from seat	6.5"		


High back wide lounge chair mid left arm 207141W-HLA / 207141W-HLA-MT

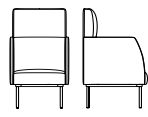
Overall dimensions	31"w x 26"d x 48.75"h	Weight	80 lbs.
Seat dimensions	29.75"w x 19.5"d x 18"h	Cubic feet	33.75- non ganging 38.5- ganged
In-Back	32"	COM	5 yds. (whole unit) 1.5 yds. (seat) 2.75 yds. (back) 1.75 yds. (arm)
Arm height from floor	34.75"	COL	100 sq. ft. (whole unit) 30 sq. ft. (seat) 55 sq. ft. (back) 35 sq. ft. (arm)
Arm height from seat	16.75"		


High back wide lounge chair mid right arm 207141W-HRA / 207141W-HRA-MT


Overall dimensions	31"w x 26"d x 48.75"h	Weight	80 lbs.
Seat dimensions	29.75"w x 19.5"d x 18"h	Cubic feet	33.75- non ganging 38.5- ganged
In-Back	32"	COM	5 yds. (whole unit) 1.5 yds. (seat) 2.75 yds. (back) 1.75 yds. (arm)
Arm height from floor	34.75"	COL	100 sq. ft. (whole unit) 30 sq. ft. (seat) 55 sq. ft. (back) 35 sq. ft. (arm)
Arm height from seat	16.75"		



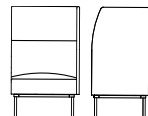
High back wide lounge chair mid arms 207141W-HAA / 207141W-HAA-MT

Overall dimensions	32"w x 26"d x 48.75"h	Weight	92 lbs.	
Seat dimensions	29.5"w x 19.5"d x 18"h	Cubic feet	33.75- non ganging 38.5- ganged	
In-Back	32"	COM	6.5 yds. (whole unit) 1.5 yds. (seat) 2.75 yds. (back) 3 yds. (arm)	
Arm height from floor	34.75"	COL	130 sq. ft. (whole unit) 30 sq. ft. (seat) 55 sq. ft. (back) 60 sq. ft. (arms)	
Arm height from seat	16.75"			

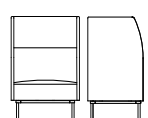
High back wide lounge chair high left arm 207241W-HLA / 207241W-HLA-MT

Overall dimensions	31"w x 26"d x 48.75"h	Weight	84 lbs.	
Seat dimensions	29.75"w x 19.5"d x 18"h	Cubic feet	33.75- non ganging 38.5- ganged	
In-Back	32"	COM	6 yds. (whole unit) 1.5 yds. (seat) 2.75 yds. (back) 2.5 yds. (arm)	
Arm height from floor	48.75"	COL	120 sq. ft. (whole unit) 30 sq. ft. (seat) 55 sq. ft. (back) 50 sq. ft. (arm)	
Arm height from seat	30.75"			

High back wide lounge chair high right arm 207241W-HRA / 207241W-HRA-MT

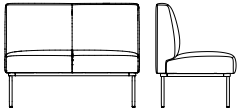
Overall dimensions	31"w x 26"d x 48.75"h	Weight	84 lbs.	
Seat dimensions	29.75"w x 19.5"d x 18"h	Cubic feet	33.75- non ganging 38.5- ganged	
In-Back	32"	COM	6 yds. (whole unit) 1.5 yds. (seat) 2.75 yds. (back) 2.5 yds. (arm)	
Arm height from floor	48.75"	COL	120 sq. ft. (whole unit) 30 sq. ft. (seat) 55 sq. ft. (back) 50 sq. ft. (arm)	
Arm height from seat	30.75"			

High back wide lounge chair high arms 207241W-HAA / 207241W-HAA-MT

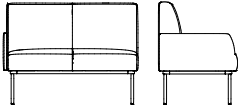
Overall dimensions	32"w x 26"d x 48.75"h	Weight	100 lbs.	
Seat dimensions	29.5"w x 19.5"d x 18"h	Cubic feet	33.75- non ganging 38.5- ganged	
In-Back	32"	COM	8 yds. (whole unit) 1.5 yds. (seat) 2.75 yds. (back) 4.5 yds. (arm)	
Arm height from floor	48.75"	COL	160 sq. ft. (whole unit) 30 sq. ft. (seat) 55 sq. ft. (back) 90 sq. ft. (arms)	
Arm height from seat	30.75"			

Standard features	Optional features
<ul style="list-style-type: none"> Fully upholstered Base available in standard powder coats Can be non ganging or ganging left and/or right 	<ul style="list-style-type: none"> Base also available in studio powder coats

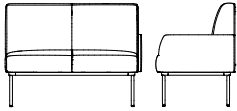
Mid back loveseat armless 207042-M / 207042-M-MT

Overall dimensions	45"w x 26"d x 34.75"h	Weight	88 lbs.	
Seat dimensions	45"w x 19.5"d x 18"h	Cubic feet	35- non ganging 38.75- ganged	
		COM	3.75 yds. (whole unit) 1.75 yds. (seat) 2.5 yds. (back)	
		COL	75 sq. ft. (whole unit) 35 sq. ft. (seat) 50 sq. ft. (back)	

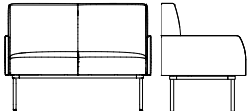
Mid back loveseat low left arm 207042-MLA / 207042-MLA-MT

Overall dimensions	46"w x 26"d x 34.75"h	Weight	95 lbs.	
Seat dimensions	44.75"w x 19.5"d x 18"h	Cubic feet	35- non ganging 38.75- ganged	
In-Back	18"	COM	4 yds. (whole unit) 1.75 yds. (seat) 2.5 yds. (back) 1.25 yds. (arm)	
Arm height from floor	24.5"	COL	80 sq. ft. (whole unit) 35 sq. ft. (seat) 50 sq. ft. (back) 25 sq. ft. (arm)	
Arm height from seat	6.5"			

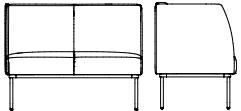
Mid back loveseat low right arm 207042-MRA / 207042-MRA-MT

Overall dimensions	46"w x 26"d x 34.75"h	Weight	95 lbs.	
Seat dimensions	44.75"w x 19.5"d x 18"h	Cubic feet	35- non ganging 38.75- ganged	
In-Back	18"	COM	4 yds. (whole unit) 1.75 yds. (seat) 2.5 yds. (back) 1.25 yds. (arm)	
Arm height from floor	24.5"	COL	80 sq. ft. (whole unit) 35 sq. ft. (seat) 50 sq. ft. (back) 25 sq. ft. (arm)	
Arm height from seat	6.5"			

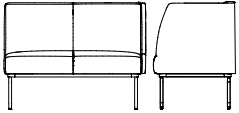
Mid back loveseat low arms 207042-MAA / 207042-MAA-MT

Overall dimensions	47"w x 26"d x 34.75"h	Weight	102 lbs.	
Seat dimensions	44.5"w x 19.5"d x 18"h	Cubic feet	35- non ganging 38.75- ganged	
In-Back	18"	COM	4.5 yds. (whole unit) 1.75 yds. (seat) 2.5 yds. (back) 2 yds. (arm)	
Arm height from floor	24.5"	COL	90 sq. ft. (whole unit) 35 sq. ft. (seat) 50 sq. ft. (back) 40 sq. ft. (arm)	
Arm height from seat	6.5"			

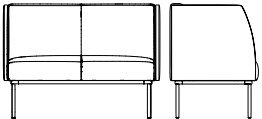
Mid back loveseat mid left arm 207142-MLA / 207142-MLA-MT

Overall dimensions	46"w x 26"d x 34.75"h	Weight	100 lbs.	
Seat dimensions	44.75"w x 19.5"d x 18"h	Cubic feet	35- non ganging 38.75- ganged	
In-Back	18"	COM	4.5 yds. (whole unit) 1.75 yds. (seat) 2.5 yds. (back) 1.75 yds. (arm)	
Arm height from floor	34.75"	COL	90 sq. ft. (whole unit) 35 sq. ft. (seat) 50 sq. ft. (back) 35 sq. ft. (arm)	
Arm height from seat	16.75"			


Mid back loveseat mid right arm 207142-MRA / 207142-MRA-MT

Overall dimensions	46"w x 26"d x 34.75"h	Weight	100 lbs.	
Seat dimensions	44.75"w x 19.5"d x 18"h	Cubic feet	35- non ganging 38.75- ganged	
In-Back	18"	COM	4.5 yds. (whole unit) 1.75 yds. (seat) 2.5 yds. (back) 1.75 yds. (arm)	
Arm height from floor	34.75"	COL	90 sq. ft. (whole unit) 35 sq. ft. (seat) 50 sq. ft. (back) 35 sq. ft. (arm)	
Arm height from seat	16.75"			

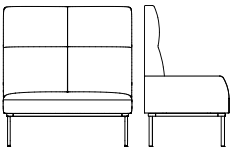
Mid back loveseat mid arms 207142-MAA / 207142-MAA-MT

Overall dimensions	47"w x 26"d x 34.75"h	Weight	112 lbs.	
Seat dimensions	44.5"w x 19.5"d x 18"h	Cubic feet	35- non ganging 38.75- ganged	
In-Back	18"	COM	5.25 yds. (whole unit) 1.75 yds. (seat) 2.5 yds. (back) 3 yds. (arm)	
Arm height from floor	34.75"	COL	105 sq. ft. (whole unit) 35 sq. ft. (seat) 50 sq. ft. (back) 60 sq. ft. (arms)	
Arm height from seat	16.75"			

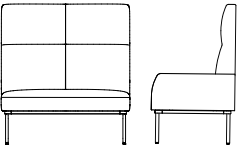
High back loveseat armless 207042-H / 207042-H-MT

Overall dimensions	45"w x 26"d x 48.75"h	Weight	95 lbs.	
Seat dimensions	45"w x 19.5"d x 18"h	Cubic feet	48- non ganging 52.75- ganged	
		COM	4.5 yds. (whole unit) 1.75 yds. (seat) 3.25 yds. (back)	
		COL	90 sq. ft. (whole unit) 35 sq. ft. (seat) 65 sq. ft. (back)	


High back loveseat low left arm 207042-HLA / 207042-HLA-MT

Overall dimensions	46"w x 26"d x 48.75"h	Weight	102 lbs.	
Seat dimensions	45"w x 19.5"d x 18"h	Cubic feet	48- non ganging 52.75- ganged	
In-Back	32"	COM	4.75 yds. (whole unit) 1.75 yds. (seat) 3.25 yds. (back) 1.25 yds. (arm)	
Arm height from floor	24.5"	COL	95 sq. ft. (whole unit) 20 sq. ft. (seat) 45 sq. ft. (back) 25 sq. ft. (arm)	
Arm height from seat	6.5"			


High back loveseat low right arm 207042-HRA / 207042-HRA-MT

Overall dimensions	46"w x 26"d x 48.75"h	Weight	102 lbs.	
Seat dimensions	45"w x 19.5"d x 18"h	Cubic feet	48- non ganging 52.75- ganged	
In-Back	32"	COM	4.75 yds. (whole unit) 1.75 yds. (seat) 3.25 yds. (back) 1.25 yds. (arm)	
Arm height from floor	24.5"	COL	95 sq. ft. (whole unit) 20 sq. ft. (seat) 45 sq. ft. (back) 25 sq. ft. (arm)	
Arm height from seat	6.5"			

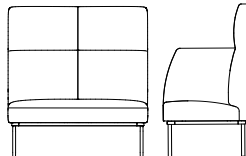
High back loveseat low arms 207042-HAA / 207042-HAA-MT

Overall dimensions	47"w x 26"d x 48.75"h	Weight	109 lbs.	
Seat dimensions	44.5"w x 19.5"d x 18"h	Cubic feet	48- non ganging 52.75- ganged	
In-Back	32"	COM	5.25 yds. (whole unit) 1.75 yds. (seat) 3.25 yds. (back) 2 yds. (arm)	
Arm height from floor	24.5"	COL	105 sq. ft. (whole unit) 35 sq. ft. (seat) 65 sq. ft. (back) 40 sq. ft. (arms)	
Arm height from seat	6.5"			

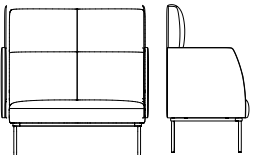
High back loveseat mid left arm 207142-HLA / 207142-HLA-MT

Overall dimensions	46"w x 26"d x 48.75"h	Weight	107 lbs.	
Seat dimensions	44.75"w x 19.5"d x 18"h	Cubic feet	48- non ganging 52.75- ganged	
In-Back	32"	COM	5.25 yds. (whole unit) 1.75 yds. (seat) 3.25 yds. (back) 1.75 yds. (arm)	
Arm height from floor	34.75"	COL	105 sq. ft. (whole unit) 35 sq. ft. (seat) 65 sq. ft. (back) 35 sq. ft. (arm)	
Arm height from seat	16.75"			


High back loveseat mid right arm 207142-HRA / 207142-HRA-MT

Overall dimensions	46"w x 26"d x 48.75"h	Weight	107 lbs.	
Seat dimensions	44.75"w x 19.5"d x 18"h	Cubic feet	48- non ganging 52.75- ganged	
In-Back	32"	COM	5.25 yds. (whole unit) 1.75 yds. (seat) 3.25 yds. (back) 1.75 yds. (arm)	
Arm height from floor	34.75"	COL	105 sq. ft. (whole unit) 35 sq. ft. (seat) 65 sq. ft. (back) 35 sq. ft. (arm)	
Arm height from seat	16.75"			

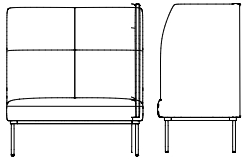
High back loveseat mid arms 207142-HAA / 207142-HAA-MT

Overall dimensions	47"w x 26"d x 48.75"h	Weight	119 lbs.	
Seat dimensions	44.5"w x 19.5"d x 18"h	Cubic feet	48- non ganging 52.75- ganged	
In-Back	32"	COM	6 yds. (whole unit) 1.75 yds. (seat) 3.25 yds. (back) 3 yds. (arm)	
Arm height from floor	34.75"	COL	120 sq. ft. (whole unit) 35 sq. ft. (seat) 65 sq. ft. (back) 60 sq. ft. (arms)	
Arm height from seat	16.75"			

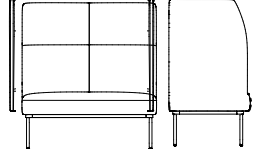
High back loveseat high left arm 207242-HLA / 207242-HLA-MT

Overall dimensions	46"w x 26"d x 48.75"h	Weight	111 lbs.	
Seat dimensions	44.75"w x 19.5"d x 18"h	Cubic feet	48- non ganging 52.75- ganged	
In-Back	32"	COM	6 yds. (whole unit) 1.75 yds. (seat) 3.25 yds. (back) 2.5 yds. (arm)	
Arm height from floor	48.75"	COL	120 sq. ft. (whole unit) 35 sq. ft. (seat) 65 sq. ft. (back) 50 sq. ft. (arm)	
Arm height from seat	30.75"			

High back loveseat high right arm 207242-HRA / 207242-HRA-MT


Overall dimensions	46"w x 26"d x 48.75"h	Weight	111 lbs.	
Seat dimensions	44.75"w x 19.5"d x 18"h	Cubic feet	48- non ganging 52.75- ganged	
In-Back	32"	COM	6 yds. (whole unit) 1.75 yds. (seat) 3.25 yds. (back) 2.5 yds. (arm)	
Arm height from floor	48.75"	COL	120 sq. ft. (whole unit) 35 sq. ft. (seat) 65 sq. ft. (back) 50 sq. ft. (arm)	
Arm height from seat	30.75"			

High back loveseat high arms 207242-HAA / 207242-HAA-MT

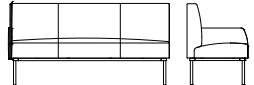
Overall dimensions	47"w x 26"d x 48.75"h	Weight	127 lbs.	
Seat dimensions	44.75"w x 19.5"d x 18"h	Cubic feet	48- non ganging 52.75- ganged	
In-Back	32"	COM	7.75 yds. (whole unit) 1.75 yds. (seat) 3.25 yds. (back) 4.5 yds. (arm)	
Arm height from floor	48.75"	COL	155 sq. ft. (whole unit) 35 sq. ft. (seat) 65 sq. ft. (back) 90 sq. ft. (arms)	
Arm height from seat	30.75"			

Standard features	Optional features
<ul style="list-style-type: none"> Fully upholstered Base available in standard powder coats Can be non ganging or ganging left and/or right 	<ul style="list-style-type: none"> Base also available in studio powder coats

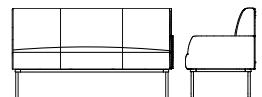
Mid back sofa armless 207043-M / 207043-M-MT

Overall dimensions	67.5"w x 26"d x 34.75"h	Weight	123 lbs.	
Seat dimensions	67.5"w x 19.5"d x 18"h	Cubic feet	49- non ganging 52.5- ganged	
		COM	5.5 yds. (whole unit) 2.25 yds. (seat) 3.5 yds. (back)	
		COL	110 sq. ft. (whole unit) 45 sq. ft. (seat) 70 sq. ft. (back)	

Mid back sofa low left arm 207043-MLA / 207043-MLA-MT

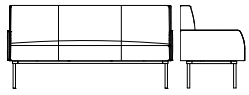
Overall dimensions	68.5"w x 26"d x 34.75"h	Weight	123 lbs.	
Seat dimensions	67.25"w x 19.5"d x 18"h	Cubic feet	49- non ganging 52.5- ganged	
In-Back	18"	COM	5.5 yds. (whole unit) 2.25 yds. (seat) 3.5 yds. (back) 1.25 yds. (arm)	
Arm height from floor	24.5"	COL	110 sq. ft. (whole unit) 45 sq. ft. (seat) 70 sq. ft. (back) 25 sq. ft. (arm)	
Arm height from seat	6.5"			

Mid back sofa low right arm 207043-MRA / 207043-MRA-MT

Overall dimensions	68.5"w x 26"d x 34.75"h	Weight	123 lbs.	
Seat dimensions	67.25"w x 19.5"d x 18"h	Cubic feet	49- non ganging 52.5- ganged	
In-Back	18"	COM	5.5 yds. (whole unit) 2.25 yds. (seat) 3.5 yds. (back) 1.25 yds. (arm)	
Arm height from floor	24.5"	COL	110 sq. ft. (whole unit) 45 sq. ft. (seat) 70 sq. ft. (back) 25 sq. ft. (arm)	
Arm height from seat	6.5"			

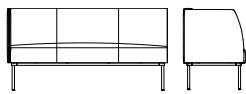
Mid back sofa low arms 207043-MAA / 207043-MAA-MT

Overall dimensions	69.5"w x 26"d x 34.75"h	Weight	137 lbs.
Seat dimensions	67"w x 19.5"d x 18"h	Cubic feet	49- non ganging 52.5- ganged
In-Back	18"	COM	5.75 yds. (whole unit) 2.25 yds. (seat) 3.5 yds. (back) 2 yds. (arm)
Arm height from floor	24.5"	COL	115 sq. ft. (whole unit) 45 sq. ft. (seat) 70 sq. ft. (back) 40 sq. ft. (arm)
Arm height from seat	6.5"		



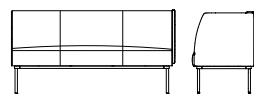
Mid back sofa mid left arm 207143-MLA / 207143-MLA-MT

Overall dimensions	68.5"w x 26"d x 34.75"h	Weight	135 lbs.
Seat dimensions	67.25"w x 19.5"d x 18"h	Cubic feet	49- non ganging 52.5- ganged
In-Back	18"	COM	6 yds. (whole unit) 2.25 yds. (seat) 3.5 yds. (back) 1.75 yds. (arm)
Arm height from floor	34.75"	COL	135 sq. ft. (whole unit) 45 sq. ft. (seat) 70 sq. ft. (back) 35 sq. ft. (arm)
Arm height from seat	16.75"		



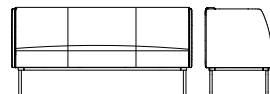
Mid back sofa mid right arm 207143-MRA / 207143-MRA-MT

Overall dimensions	68.5"w x 26"d x 34.75"h	Weight	135 lbs.
Seat dimensions	67.25"w x 19.5"d x 18"h	Cubic feet	49- non ganging 52.5- ganged
In-Back	18"	COM	6 yds. (whole unit) 2.25 yds. (seat) 3.5 yds. (back) 1.75 yds. (arm)
Arm height from floor	34.75"	COL	135 sq. ft. (whole unit) 45 sq. ft. (seat) 70 sq. ft. (back) 35 sq. ft. (arm)
Arm height from seat	16.75"		



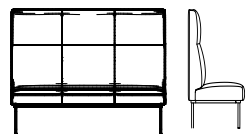
Mid back sofa mid arms 207143-MAA / 207143-MAA-MT

Overall dimensions	69.5"w x 26"d x 34.75"h	Weight	147 lbs.
Seat dimensions	67"w x 19.5"d x 18"h	Cubic feet	49- non ganging 52.5- ganged
In-Back	18"	COM	6.75 yds. (whole unit) 2.25 yds. (seat) 3.5 yds. (back) 3 yds. (arm)
Arm height from floor	34.75"	COL	135 sq. ft. (whole unit) 45 sq. ft. (seat) 70 sq. ft. (back) 60 sq. ft. (arms)
Arm height from seat	16.75"		



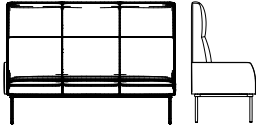
High back sofa armless 207043-H / 207043-H-MT

Overall dimensions	67.5"w x 26"d x 48.75"h	Weight	125 lbs.
Seat dimensions	67.5"w x 19.5"d x 18"h	Cubic feet	66.5- non ganging 71.25- ganged
		COM	6.5 yds. (whole unit) 2.25 yds. (seat) 4.55 yds. (back)
		COL	130 sq. ft. (whole unit) 45 sq. ft. (seat) 90 sq. ft. (back)



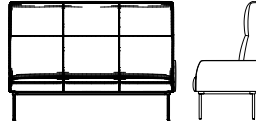
High back sofa low left arm 207043-HLA / 207043-HLA-MT

Overall dimensions	68.5"w x 26"d x 48.75"h	Weight	128 lbs.
Seat dimensions	67.25"w x 19.5"d x 18"h	Cubic feet	66.5- non ganging 71.25- ganged
In-Back	32"	COM	6.5 yds. (whole unit) 2.25 yds. (seat) 4.5 yds. (back) 1.25 yds. (arm)
Arm height from floor	24.5"	COL	130 sq. ft. (whole unit) 45 sq. ft. (seat) 90 sq. ft. (back) 25 sq. ft. (arm)
Arm height from seat	6.5"		



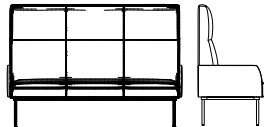
High back sofa low right arm 207043-HRA / 207043-HRA-MT

Overall dimensions	68.5"w x 26"d x 48.75"h	Weight	128 lbs.
Seat dimensions	67.25"w x 19.5"d x 18"h	Cubic feet	66.5- non ganging 71.25- ganged
In-Back	32"	COM	6.5 yds. (whole unit) 2.25 yds. (seat) 4.5 yds. (back) 1.25 yds. (arm)
Arm height from floor	24.5"	COL	130 sq. ft. (whole unit) 45 sq. ft. (seat) 90 sq. ft. (back) 25 sq. ft. (arm)
Arm height from seat	6.5"		



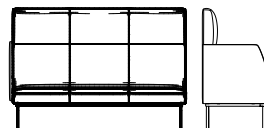
High back sofa low arms 207043-HAA / 207043-HAA-MT

Overall dimensions	69.5"w x 26"d x 48.75"h	Weight	134 lbs.
Seat dimensions	67"w x 19.5"d x 18"h	Cubic feet	66.5- non ganging 71.25- ganged
In-Back	32"	COM	7 yds. (whole unit) 2.25 yds. (seat) 4.5 yds. (back) 2 yds. (arm)
Arm height from floor	24.5"	COL	140 sq. ft. (whole unit) 45 sq. ft. (seat) 90 sq. ft. (back) 40 sq. ft. (arms)
Arm height from seat	6.5"		



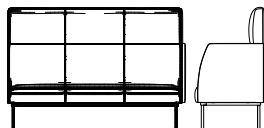
High back sofa mid left arm 207143-HLA / 207143-HLA-MT

Overall dimensions	68.5"w x 26"d x 48.75"h	Weight	134 lbs.
Seat dimensions	67.25"w x 19.5"d x 18"h	Cubic feet	66.5- non ganging 71.25- ganged
In-Back	32"	COM	7.25 yds. (whole unit) 2.25 yds. (seat) 4.5 yds. (back) 1.75 yds. (arm)
Arm height from floor	34.75"	COL	145 sq. ft. (whole unit) 45 sq. ft. (seat) 90 sq. ft. (back) 35 sq. ft. (arm)
Arm height from seat	16.75"		



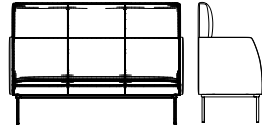
High back sofa mid right arm 207143-HRA / 207143-HRA-MT

Overall dimensions	68.5"w x 26"d x 48.75"h	Weight	134 lbs.
Seat dimensions	67.25"w x 19.5"d x 18"h	Cubic feet	66.5- non ganging 71.25- ganged
In-Back	32"	COM	7.25 yds. (whole unit) 2.25 yds. (seat) 4.5 yds. (back) 1.75 yds. (arm)
Arm height from floor	34.75"	COL	145 sq. ft. (whole unit) 45 sq. ft. (seat) 90 sq. ft. (back) 35 sq. ft. (arm)
Arm height from seat	16.75"		



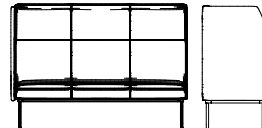
High back sofa mid arms 207143-HAA / 207143-HAA-MT

Overall dimensions	69.5"w x 26"d x 48.75"h	Weight	146 lbs.
Seat dimensions	67"w x 19.5"d x 18"h	Cubic feet	66.5- non ganging 71.25- ganged
In-Back	32"	COM	8 yds. (whole unit) 2.25 yds. (seat) 4.5 yds. (back) 3 yds. (arm)
Arm height from floor	34.75"	COL	160 sq. ft. (whole unit) 45 sq. ft. (seat) 90 sq. ft. (back) 60 sq. ft. (arms)
Arm height from seat	16.75"		



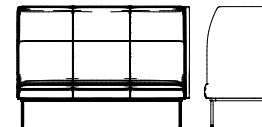
High back sofa high left arm 207243-HLA / 207243-HLA-MT

Overall dimensions	68.5"w x 26"d x 48.75"h	Weight	138 lbs.
Seat dimensions	67.25"w x 19.5"d x 18"h	Cubic feet	66.5- non ganging 71.25- ganged
In-Back	32"	COM	8 yds. (whole unit) 2.25 yds. (seat) 4.5 yds. (back) 2.5 yds. (arm)
Arm height from floor	48.75"	COL	160 sq. ft. (whole unit) 45 sq. ft. (seat) 90 sq. ft. (back) 50 sq. ft. (arm)
Arm height from seat	30.75"		



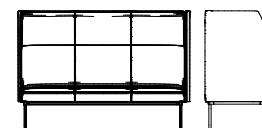
High back sofa high right arm 207243-HRA / 207243-HRA-MT

Overall dimensions	68.5"w x 26"d x 48.75"h	Weight	138 lbs.
Seat dimensions	67.25"w x 19.5"d x 18"h	Cubic feet	66.5- non ganging 71.25- ganged
In-Back	32"	COM	8 yds. (whole unit) 2.25 yds. (seat) 4.5 yds. (back) 2.5 yds. (arm)
Arm height from floor	48.75"	COL	160 sq. ft. (whole unit) 45 sq. ft. (seat) 90 sq. ft. (back) 50 sq. ft. (arm)
Arm height from seat	30.75"		



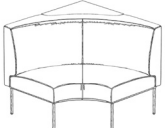
High back sofa high arms 207243-HAA / 207243-HAA-MT

Overall dimensions	69.5"w x 26"d x 48.75"h	Weight	154 lbs.
Seat dimensions	67"w x 19.5"d x 18"h	Cubic feet	66.5- non ganging 71.25- ganged
In-Back	32"	COM	9.5 yds. (whole unit) 2.25 yds. (seat) 4.5 yds. (back) 4.5 yds. (arm)
Arm height from floor	48.75"	COL	190 sq. ft. (whole unit) 45 sq. ft. (seat) 90 sq. ft. (back) 90 sq. ft. (arms)
Arm height from seat	30.75"		




Standard features	Optional features
<ul style="list-style-type: none"> Fully upholstered Base available in standard powder coats Can be non ganging or ganging left and/or right 	<ul style="list-style-type: none"> Base also available in studio powder coats

Mid back rounded corner 207045-M / 207045-M-MT

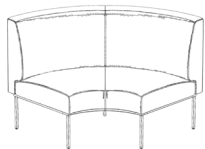
Overall dimensions	41"w x 41"d x 34.75"h	Weight	114 lbs.	
Seat dimensions	38"w x 19.5"d x 18"h	Cubic feet	45.25- non ganging 50- ganged	
In-Back	18"	COM	4.25 yds. (whole unit) 1.5 yds. (seat) 3.5 yds. (back)	
		COL	85 sq. ft. (whole unit) 30 sq. ft. (seat) 70 sq. ft. (back)	

High back rounded corner 207045-H / 207045-H-MT


Overall dimensions	41"w x 41"d x 48.75"h	Weight	149 lbs.	
Seat dimensions	38"w x 19.5"d x 18"h	Cubic feet	60- non ganging 66.25- ganged	
In-Back	32"	COM	5.75 yds. (whole unit) 1.5 yds. (seat) 5 yds. (back)	
		COL	115 sq. ft. (whole unit) 30 sq. ft. (seat) 100 sq. ft. (back)	

Standard features	Optional features
<ul style="list-style-type: none"> Fully upholstered Base available in standard powder coats Can be non ganging or ganging left and/or right Top finish available in standard HPL and veneer 	<ul style="list-style-type: none"> Base in studio powder coats Top available in studio veneers and HPL

Mid back rounded corner 207145-M / 207145-M-MT


Overall dimensions	41"w x 41"d x 34.75"h	Weight	91 lbs.	
Seat dimensions	38"w x 19.5"d x 18"h	Cubic feet	45.25- non ganging 50- ganged	
In-Back	18"	COM	4.25 yds. (whole unit) 1.5 yds. (seat) 3.5 yds. (back)	
		COL	85 sq. ft. (whole unit) 30 sq. ft. (seat) 70 sq. ft. (back)	

High back rounded corner 207145-H / 207145-H-MT


Overall dimensions	41"w x 41"d x 48.75"h	Weight	106 lbs.	
Seat dimensions	38"w x 19.5"d x 18"h	Cubic feet	60- non ganging 66.25- ganged	
In-Back	32"	COM	5.75 yds. (whole unit) 1.5 yds. (seat) 5 yds. (back)	
		COL	115 sq. ft. (whole unit) 30 sq. ft. (seat) 100 sq. ft. (back)	

Standard features	Optional features
<ul style="list-style-type: none"> Fully upholstered Base available in standard powder coats Can be non ganging or ganging left and/or right 	<ul style="list-style-type: none"> Base also available in studio powder coats

Bench corner inside 207045-i

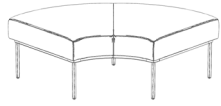
Overall dimensions	41"w x 41"d x 18"h	Weight	49 lbs.	
Seat dimensions	41"w x 26"d x 18"h	Cubic feet	25- non ganging 27.75- ganged	
		COM	1.75 yds.	
		COL	35 sq. ft.	

Bench corner outside 207045-o


Overall dimensions	41"w x 41"d x 18"h	Weight	49 lbs.	
Seat dimensions	41"w x 26"d x 18"h	Cubic feet	25- non ganging 27.75- ganged	
		COM	1.75 yds.	
		COL	35 sq. ft.	

Standard features	Optional features
<ul style="list-style-type: none"> Fully upholstered Base available in standard powder coats Can be non ganging or ganging left and/or right 	<ul style="list-style-type: none"> Base also available in studio powder coats


Bench single 207048

Overall dimensions	22.5"w x 26"d x 18"h	Weight	30 lbs.	
Seat dimensions	22.5"w x 25.25"d x 18"h	Cubic feet	10.25- non ganging 12.25- ganged	
		COM	1.5 yds.	
		COL	30 sq. ft.	

Bench double 207049


Overall dimensions	45"w x 26"d x 18"h	Weight	51 lbs.	
Seat dimensions	45"w x 25.25"d x 18"h	Cubic feet	19- non ganging 21- ganged	
		COM	1.75 yds.	
		COL	35 sq. ft.	

Bench triple 207040


Overall dimensions	67.5"w x 26"d x 18"h	Weight	67 lbs.	
Seat dimensions	67.5"w x 25.25"d x 18"h	Cubic feet	27.5- non ganging 29.5- ganged	
		COM	2.25 yds.	
		COL	45 sq. ft.	

Standard features	Optional features
<ul style="list-style-type: none"> Top finish available in standard HPL and veneer Base available in standard powder coats Can be non ganging or ganging left and/or right 	<ul style="list-style-type: none"> Base also available in studio powder coats


Table slim 207067

Overall dimensions	11.25"w x 25.25"d x 13.25"h	Weight	18 lbs.	
		Cubic feet	4- non ganging 5.5- ganged	

Bench single 207068

Overall dimensions	22.5"w x 25.25"d x 13.25"h	Weight	32 lbs.	
		Cubic feet	7- non ganging 8.5- ganged	

Bench double 207069

Overall dimensions	45"w x 25.25"d x 13.25"h	Weight	59 lbs.	
		Cubic feet	13.25- non ganging 14.75- ganged	



Standard features	Optional features
<ul style="list-style-type: none">Fully upholsteredBase available in standard powder coatsCan be non ganging or ganging left and/or right	<ul style="list-style-type: none">Base also available in studio powder coatsTop available in studio veneers and HPL

Ganging bracket 207GK

Includes	2 brackets and 4 knobs	Weight	1 lb.
		Cubic feet	.08



Standard textile & finish selection

<https://ofs.com/resources/textiles>
<https://ofs.com/resources/finishes>

Frame construction

- | | |
|------------|--|
| Seat | • Equally spaced sinuous springs are covered with a polypropylene cover material |
| Back | • Polypropylene cover material |
| Arms | • Upholstered arm assemblies are made of plywood |
| Upholstery | • All fabric and leather pieces are cut with automated cutters that utilize precise patterns |
| Assembly | • The corners and joints are notched and slotted, and reinforced with glue and/or corner blocks, dowels, screws or staples |

Surfaces

- | | |
|--|--|
| | • Standard veneers in quartered composite: species is dependent on finish chosen; varies between Cherry, Walnut, Maple and Oak |
|--|--|

Foam

- | | |
|------|--|
| Seat | <ul style="list-style-type: none">• 3" Premium grade foam• 40 lb Compression• 2.3 Density• 1 oz Fiber overlay |
| Back | <ul style="list-style-type: none">• 1.5" Premium grade foam• 35 lb Compression• 1.8 Density• 1 oz Fiber overlay |