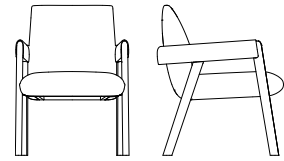


Guest chair 206037

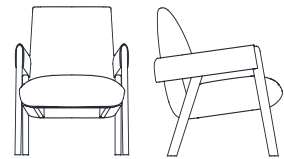
Overall dimensions	24.75"w x 27.25"d x 33"h	Weight	40 lbs.
Seat dimensions	20.75"w x 18.25"d x 18.5"h	Cubic feet	18
Seat to top of back	15.75"	COM	1.75 yds. (seat & back) 1 yd. (arm wrap)
Top of arm to floor	25.25"	COL	35 sq. ft. (seat & back) 20 sq. ft. (arm wrap)
Top of arm to seat	6.5"		



Standard features	Options available
<ul style="list-style-type: none"> Fully upholstered Molded foam seat and back Upholstered wrap around arm 	<ul style="list-style-type: none"> Ash wood base in all standard finishes, super matte clears and paint

Lounge chair 206041


Overall dimensions	28.75"w x 32"d x 30.75"h	Weight	53 lbs.
Seat dimensions	23.5"w x 21"d x 16.75"h	Cubic feet	25
Seat to top of back	16"	COM	2.5 yds. (seat & back) 1.25 yds. (arm wrap)
Top of arm to floor	23"	COL	45 sq. ft. (seat & back) 25 sq. ft. (arm wrap)
Top of arm to seat	6"		



Standard features	Options available
<ul style="list-style-type: none"> Fully upholstered Molded foam seat and back Upholstered wrap around arm 	<ul style="list-style-type: none"> Ash wood base in all standard finishes, super matte clears and paint

Bar stool 206050


Overall dimensions	22"w x 20.5"d x 34.5"h	Weight	24 lbs.
Seat dimensions	17.25"w x 17.25"d x 30.75"h	Cubic feet	13
Seat to top of back	4"	COM	1 yd. (seat & back) .75 yd. (arm wrap)
Top of arm to floor	NA	COL	20 sq. ft. (seat & back) 15 sq. ft. (arm wrap)
Top of arm to seat	NA		



Standard features	Options available
<ul style="list-style-type: none"> Fully upholstered Molded foam seat and back Upholstered wrap around lumbar 	<ul style="list-style-type: none"> Foot rail saver in standard or studio powder coats Ash wood base in all standard finishes, super matte clears and paint

Counter stool 206051

Overall dimensions	21.75"w x 20.125"d x 28.5"h	Weight	23 lbs.
Seat dimensions	17.25"w x 17.25"d x 24.75"h	Cubic feet	12.75
Seat to top of back	4"	COM	1 yd. (seat & back) .75 yd. (arm wrap)
Top of arm to floor	NA	COL	20 sq. ft. (seat & back) 15 sq. ft. (arm wrap)
Top of arm to seat	NA		



Standard features	Options available
<ul style="list-style-type: none"> Fully upholstered Molded foam seat and back Upholstered wrap around lumbar 	<ul style="list-style-type: none"> Foot rail saver in standard or studio powder coats Ash wood base in all standard finishes, super matte clears and paint



Standard textile selection

<https://ofs.com/resources/textiles>
<https://ofs.com/resources/finishes>

Back and seat construction

- | | |
|------------|--|
| Frame | • 10mm steel tube, flat bar, and square tube covered in molded foam |
| Upholstery | • All fabric and leather pieces are cut with automated cutters that utilize precise patterns |
| Assembly | • Metal and wood components fastened by bolts |

Foam

- | | |
|-------------------|---|
| Seat (lounger) | • 3 1/4" Molded foam over metal frame with strap suspension |
| Back (lounger) | • 4 1/4" Molded foam over metal frame |
| Seat (guest) | • 2 1/2" Molded foam over metal frame with strap suspension |
| Back (guest) | • 2 3/4" Molded foam over metal frame |
| Seat (bar stool) | • 2 1/2" Molded foam over 3/4" plywood |

Base

- | | |
|--|--|
| | • Ash wood legs with a Beech wood frame inside the molded seat |
|--|--|

Base finish

- | | |
|--|---|
| | • Standard finishes, super matte clears and paint |
|--|---|