

**stylex**

# Cove Lounge

## PRICE LIST

Effective November 01, 2024

Updated February 06, 2025

# General Information

## STYLEX PRICE LIST

### GENERAL INFORMATION

<b>Terms</b> Net 30 days from date of invoice, F. O. B . Delanco, New Jersey.
<b>Damaged Shipments</b> All Stylex products are carefully inspected before they are packed in sturdy cartons designed to satisfy shipping requirements. Stylex is not responsible for damage in shipment. The transportation company assumes responsibility for delivering products to you in good condition when the bill of lading is signed. You protect yourself by refusing shipments showing damage or shortage until transportation company has noted on the delivery sheet the extent of damage or shortage. Concealed damage should be reported to the carrier as soon as discovered, but no later than 5 days after receiving shipment.
<b>Return/Restocking Policy</b> Return shipments will not be accepted unless specifically authorized by Stylex in writing. The Return Authorization number should be clearly marked on the carton. The customer returning Stylex products is responsible for return shipping costs. Merchandise must be returned unused. Returned merchandise is subject to a 35% restocking fee.
<b>Special Products</b> Modifications to standard products will be considered for large runs. Contact factory for price quotations.
<b>Design Changes</b> In keeping with modern manufacturing advances, Stylex reserves the right to incorporate minor modifications and design changes in products without notice.
<b>Cancellation/Change Order Policy</b> Regarding requests for order cancellation and/or order modification, please be advised that no charges will be applied before production, unless inventory has been specifically requisitioned to fulfill your order. Once orders proceed to the production phase, they cannot be altered or canceled under any circumstances. All requests for order cancellations or order changes must be submitted in writing and will only be considered valid upon approval by Stylex.

### WARRANTY

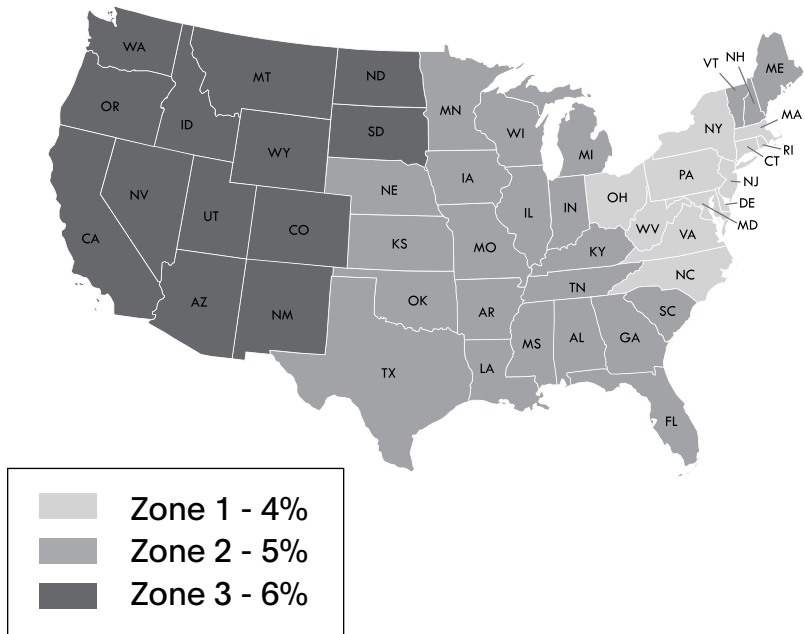
Except as provided below, Stylex warrants exclusively to the original Purchaser of our product that all parts, under normal use and service, will be free from defects in workmanship and material for a period of ten (10) years from the date of purchase. “Normal use and service” means that the product will be used in a typical office environment for 40-45 hours per week.	If this product fails during normal use and service within the applicable warranty period (other than through normal wear and tear), please submit a warranty claim at <a href="http://stylexdesign.com/warranty-claim/">stylexdesign.com/warranty-claim/</a> . Quantity, model details, description of issue, and Stylex certified labels are required for submission. PLEASE DO NOT RETURN PARTS OR THE PRODUCT TO STYLEX UNLESS INSTRUCTED TO DO SO BY STYLEX. Stylex will, at its discretion, either repair or replace the defective product or part at no cost. Labor requests must receive approval and will be authorized on a case-by-case basis. We will only reimburse for labor costs directly incurred, excluding any travel-related expenses. Purchaser may be required (at the option of Stylex) to return to Stylex at Purchaser’s expense any defective part with all freight or shipping charges prepaid. The foregoing warranty shall be void if the product has been altered or repaired (other than by Stylex). The warranty does not cover damage to the product caused by accident, neglect, misuse, abuse, modification to the product by anyone other than Stylex or damage caused by use of the product for a purpose other than that for which it was designed. This warranty extends only to the original Purchaser of the product.
This warranty is subject to the following limitations, exclusions and provisions:	
Limitations involving materials and components:	
<b>Wood components of plywood stacking chairs</b> (such as Brooks and Welcome) 5 years	
<b>Upholstery</b> (including mesh used for Click, F4, Insight, and Zephyr Mesh) 3 years	
<b>SAVA Mesh</b> 10 years	
<b>Pneumatic Cylinders</b> 3 years	
<b>COM Upholstery</b> No warranty Stylex makes every effort to ensure that the COM Upholstery it approves is suitable for the intended use. Nevertheless, we will not warrant, and assume no responsibility for, the durability or tailoring quality of any COM or COL . If you have any concerns about the ultimate appearance of any covering, please order an upholstered sample.	
<b>Painted Stack Chair Frames</b> No Warranty We will not warrant the finish of painted stack chair frames against damage from stacking. Please order chrome frames for chairs that will be stacked.	
<b>Felt Glides</b> No warranty Due to the different surfaces on which felt glides may be used, we cannot warrant their durability over time.	
	No Other Warranties This warranty is in lieu of all other warranties, expressed or implied, including, but not limited to, implied warranties of merchantability and fitness for a particular purpose. The rights and remedies provided herein are the exclusive rights and remedies of the original purchaser of the product.
	No Liability For Damages In no event shall Stylex or its suppliers be responsible or liable for any special, indirect, consequential, or incidental damages. In no event shall the liability of Stylex exceed the actual purchase price paid to Stylex for the product.
	Out of Warranty Products For all products no longer covered by our warranty, please refer to our Design for Durability and Upgradability Policy. Contact your Account Manager if you would like to purchase any replaceable components to further extend the life of any Stylex seating product. This warranty applies to all Stylex products purchased on April 13, 2018, and thereafter.

### PRODUCT TAKE BACK PROGRAM

In order to be good stewards of our products, Stylex offers a pathway towards a Product Take Back Program as a more viable solution to the end of our products’ originally intended life.	Stylex is proud to offer ANEW to customers dedicated to strengthening their community network by repurposing their furniture, fixtures and architectural materials to those in need. In 2014, Stylex committed to making this relationship a part of our strategic sales strategy. Visit <a href="http://www.anewfound.org">www.anewfound.org</a> to find out more.
Stylex supports the sustainable programs of ANEW and offers their added value to our clients through a comprehensive take-back solution for surplus office furniture and materials of any kind, in any condition. AN EW is a 501(c)(3) non-profit organization that exists to provide companies with smart, cost effective alternatives for their surplus furniture and other items with the priority of matching it to non- profits, public agencies and the underserved, within the local community of the project site. Corporate Social Responsibility is raised while the impact on the environment is lowered by diverting products and materials otherwise destined for landfill.	To initiate a Product Take Back strategy through ANEW, contact Stylex Account Management at 800-257-5742.
	For other end of life recovery options, please see our Product Disassembly Instructions and End of Life Recovery Options documents available on our website in the resources section of each product in our line.

### FREIGHT PROGRAM

	ZONE 1 - 4%	ZONE 2 - 5%	ZONE 3 - 6%
Freight charges will be calculated as a percentage of the net product price and added to the invoice at the time of shipment. The continental United States has been divided into three zones. Please use the map below to determine freight charges for the product’s destination. Minimum freight charge is \$250. Please let us know if you will be shipping to a residential address or require inside delivery as this requires an additional fee. Also please note we need to be made aware if a liftgate is required prior to delivery. If any requests are made at the time of delivery, applicable charges will apply.	Connecticut Delaware New York New Jersey Maryland Massachusetts North Carolina Ohio Pennsylvania Rhode Island Virginia Washington D.C. West Virginia	Alabama Arkansas Canada, Ontario Canada, Quebec Florida Georgia Iowa Illinois Indiana Kansas Kentucky Louisiana Nebraska New Hampshire Oklahoma Maine Michigan Minnesota Missouri Mississippi South Carolina Tennessee Texas Vermont Wisconsin	Arizona California Colorado Idaho Montana Nevada New Mexico North Dakota Oregon South Dakota Utah Washington Wyoming  <b>Quote Per Project</b> Alaska Hawaii Canada (outside Ontario & Quebec) Mexico



# General Information

## STYLEX PRICE LIST

### TEXTILE PARTNERS & APPROVALS

**Textile Partners**  
To customize your furniture performance needs and design vision, Stylex offers a wide selection of in-graded leathers and textiles from Grades A through Y. We’ve partnered with leading manufacturers on the options, focusing on color, price, durability, and construction. To view our partners and explore our digital carded program with broadly approved textiles, visit **this page**. We stand by these textiles: They’re tried and tested, and will effortlessly fit into any design aesthetic.

**Textile Approvals**  
All textiles must be approved for the product you are specifying. For the related approved textile lists, visit **this page**.

### CAL 117 AND 133 COMPLIANCE

**CAL 117-2013**  
CAL 117-2013 compliance is a requirement for all textiles applied on our seating products. All Stylex seating products meet this standard.

**CAL 133**  
Most Stylex seating can be ordered to meet the requirements of CAL 133. When ordering, simply specify “CAL 133 compliance required”. The upcharge for this option is \$54 list per yard. Please refer to the COM yardage of each model to determine the number of yards required. We do frequently require full-scale burn tests in order to certify CAL 133 before an order will be accepted. Such burn tests may increase normal lead times and do carry additional charges. Please contact your Stylex account manager for details.

### CUSTOMER’S OWN MATERIAL/LEATHER

Customer’s own material (COM) and customer’s own leather (COL) will generally be upholstered at the price designated in each product’s price list. Please be advised, however, that we specifically reserve the right to charge a higher price when we determine that special circumstances, such as unusual repeats or challenging materials, present themselves. All orders for custom coverings must be approved by Stylex before they will be accepted for production. To submit proposed textile for approval, please use the COM form **here**.

**Special Note:**  
We assume no responsibility for the durability or tailoring quality of any COM or COL. Directional covers in particular may not meet your satisfaction due to the design of certain products. Please be advised that COM and COL orders are not subject to return. If you have doubts about the ultimate appearance of certain coverings, please order a sample done with that specific COM or COL. In addition, while we inspect fabrics for mill imperfections, some are difficult to recognize. We cannot be responsible for defects, color inaccuracies, dye lot variations, or other flaws.

Under no circumstances will we be responsible for COM shortages, flaws, or other such problems. Finally, it is not our responsibility to police the receipt of COM’s in order to meet delivery deadlines, and we assume our customers are aware of any undue delay in the shipment of their COM fabrics.

**COM fabric and COL leather should be sent prepaid to: Stylex**  
**Attn: COM/COL - [Your Stylex PO #]**  
**740 Coopertown Road**  
**Delanco, NJ 08075**

**All COM/COL sent to Stylex must be accompanied with a packing list which indicates the dealers’ name, Stylex corresponding PO number, sales order number, COM/COL supplier name, textile pattern, colorway and shipped quantity. Stylex requires COM to be sent in as continuous yardage in the same dielot.**

Yardage requirements shown in the price list are based on non-directional goods of 54” width. Fabrics less than 54” wide or those requiring matching (stripes, prints, or large patterned designs) call for additional yardage. We will be happy to supply yardage requirements for large quantities where economies may be realized.

**Add the following yardage for stripes, plaids, or patterns with repeats:**

Fabric Width	Plain Fabric	2-14" Repeat	15-24" Repeat	25-27" Repeat	28-36" Repeat
54"	0%	10%	15%	20%	25%
50"	10%	20%	25%	30%	35%
48"	15%	25%	30%	35%	40%
45"	40%	50%	55%	60%	65%
36"	50%	60%	65%	70%	75%

### COM/COL FORM

To avoid delay in processing COM orders we request that you submit a sample of your COM textile stapled to this form which can be downloaded **here**. If a textile has a stripe or design, the size of the repeat should be indicated. Please indicate the textile supplier’s name, textile number, and color. Also indicate the Stylex product on which the textile will be used. If a certain direction of application is required, please ensure that information is communicated directly to your Stylex account manager.

The fabric supplier must indicate on his shipping labels the dealer name and purchase order number as well as the Stylex model number.

**Please Note:**  
No order may be entered into production or have a shipping date assigned until all related COM is received at the factory.



#### CENTER OF STRIPE OR DESIGN

TOP OF CHAIR	TOP OF CHAIR
--------------	--------------

1. Size of Repeat
2. Textile Supplier
3. Textile Number
4. Color
5. Stylex Product

# Cove Lounge

# Contents


COLORS, MATERIALS, AND FINISHES	5	CHAIR: FOUR-BLADE ALUMINUM BASE	9
STATEMENT OF LINE	6	CHAIR: FOUR-BLADE WOOD CAPPED BASE	10
DIMENSIONS	7	CHAIR: SLED BASE	11
HOW TO ORDER	8	CHAIR: WOOD LEG	12
		OTTOMAN	13

CLICK THE TITLES ABOVE TO NAVIGATE THROUGH THE DOCUMENT  
PRODUCT HEADERS ON SUBSEQUENT PAGES LINK BACK TO THIS PAGE


# Cove Lounge

COLORS, MATERIALS, AND FINISHES


POWDER COATED PAINTED METAL



MILK  
(MK)




SAND  
(SD)



PALE YELLOW  
(PY)




TERRACOTTA  
(TC)




LIPSTICK RED  
(LR)




RED ORANGE  
(RO)




RUSTY RED  
(RR)




DUSTY PINK  
(DP)




LIGHT PISTACHIO  
(LP)




MEADOW GREEN  
(MG)




DARK SAGE  
(DS)



SOFT BLUE  
(SB)



BLUE  
(BL)



MIDNIGHT BLUE  
(MB)



LILAC GRAY  
(LL)



LIGHT GRAY  
(LG)



CHAMPAGNE  
(CP)



METALLIC SILVER  
(MS)



NICKEL  
(NK)



OCHRE  
(OC)



TAUPE  
(TP)



DARK BRONZE  
(DB)




DARK GRAY  
(DG)




BLACK MATTE  
(BM)

POLISHED METAL



CHROME  
(CH)



POLISHED  
ALUMINUM  
(AL)

WOOD LEG FINISH



NATURAL MAPLE  
(83)



WHITE OAK  
(81)



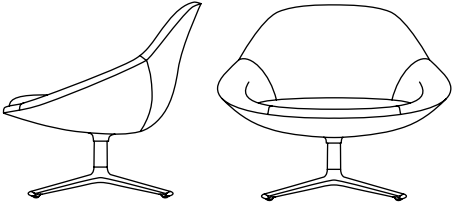
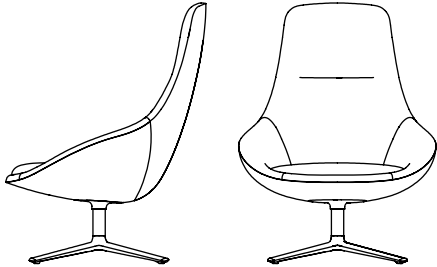
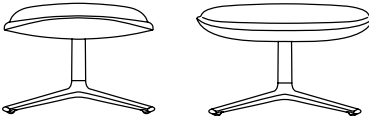
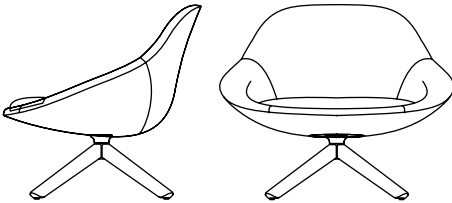
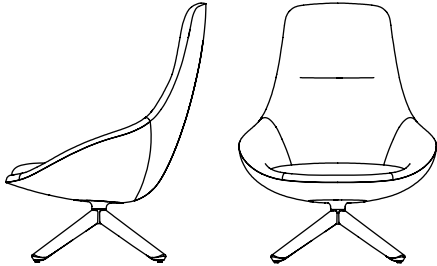
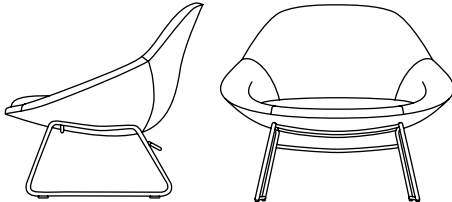

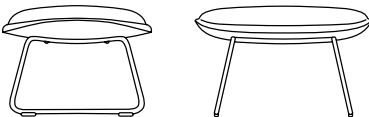
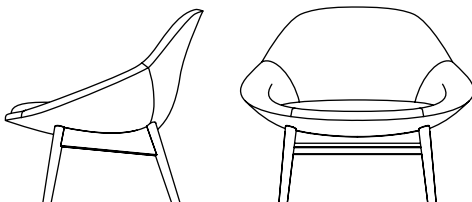

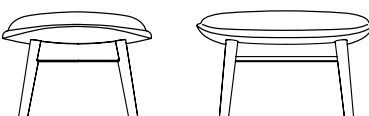
WALNUT  
(85)



OPAQUE BLACK  
(87)

# Cove Lounge

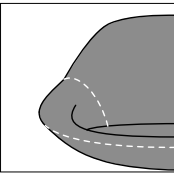
SPECIFICATION GUIDE: STATEMENT OF LINE

OVERVIEW	LOUNGE	HIGH BACK	OTTOMAN
<b>Four-Blade Aluminum Base</b> Fixed-Height Swivel Fixed-Height Swivel Return Fixed-Height No Swivel			
<b>Four-Blade Wood Capped Base</b> Fixed-Height Swivel Fixed-Height No Swivel			
<b>Sled Base</b>			
<b>Wood Leg</b>			

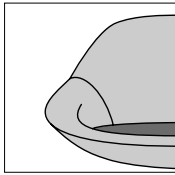
OPTIONS

Upholstery and  
Accessories

Contrasting Thread



Dual Upholstered  
Seat and Shell



PRODUCT INFORMATION

Design

Stylex/Brandon Walker

Construction - Chairs

All chairs and ottomans consist of a rigid, plant-based polyurethane structure, overlaid with soft, molded foam.

Construction - Bases

Sled frames consist of steel rod and can be ordered in bright chrome or powder coat. Four-Blade bases are cast aluminum and can be polished or powder coated. Four-Blade wood capped bases consist of wood legs attached to a powder coated steel frame.

Use

Designed for indoor use only.

Testing

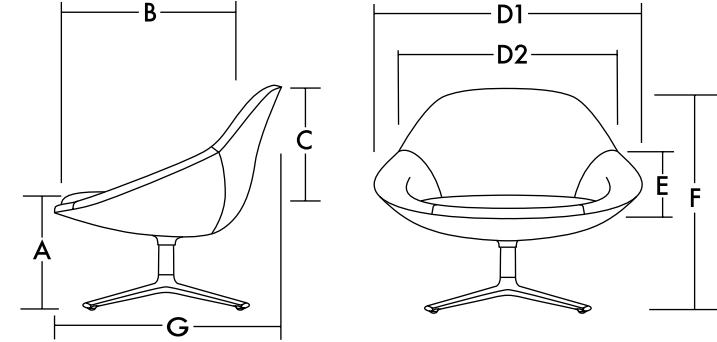
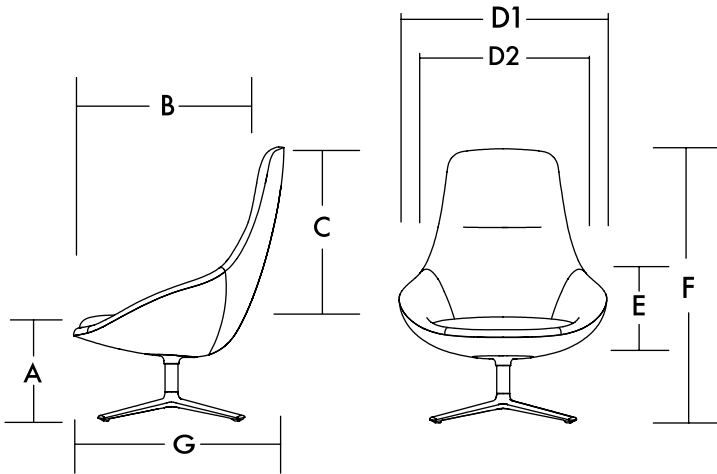
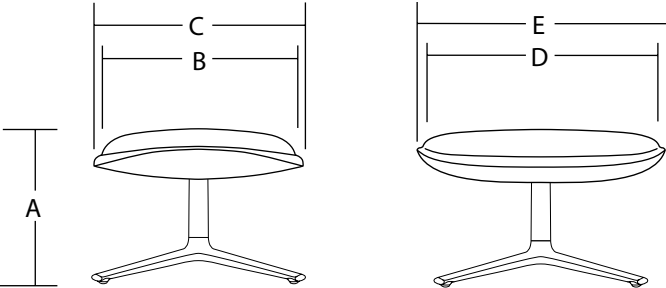
Manufactured to comply with ANSI/ BIFMA X5.4 Lounge Seating Tests.

Environment

Greenguard Certified  
LEVEL® 2

# Cove Lounge

SPECIFICATION GUIDE: DIMENSIONS

OVERVIEW		LOUNGE				HIGH BACK			
<div><b>Dimensions</b> A. Seat Height B. Seat Depth C. Back Height D1. Armless Overall Width D2. Seat Width E. Arm Height F. Maximum Overall Height G. Overall Depth</div>		<b>Four-Blade Aluminum</b> A. 16" B. 20.5" C. 18" D1. 36" D2. 25" E. 7" F. 30" G. 30.5"	<b>Four-Blade Wood Capped</b> A. 16" B. 20.5" C. 18" D1. 36" D2. 25" E. 7" F. 30" G. 30.5"	<b>Sled</b> A. 16" B. 20.5" C. 18" D1. 36" D2. 25" E. 7" F. 30" G. 30.5"	<b>Wood Leg</b> A. 16" B. 20.5" C. 18" D1. 36" D2. 25" E. 7" F. 30" G. 30.5"	<b>Four-Blade Aluminum</b> A. 16" B. 20.5" C. 30" D1. 32" D2. 22.5" E. 8" F. 42" G. 32.5"	<b>Four-Blade Wood Capped</b> A. 16" B. 20.5" C. 30" D1. 32" D2. 22.5" E. 8" F. 42" G. 32.5"	<b>Sled</b> A. 16" B. 20.5" C. 30" D1. 32" D2. 22.5" E. 8" F. 42" G. 32.5"	<b>Wood Leg</b> A. 16" B. 20.5" C. 30" D1. 32" D2. 22.5" E. 8" F. 42" G. 32.5"
									
<div><b>Ottoman</b> A. Seat Height B. Seat Depth C. Overall Depth D. Seat Width E. Overall Width</div>		<b>Four-Blade Aluminum</b> A. 15.5" B. 18.75" C. 20.5" D. 23.375" E. 24.5"	<b>Sled</b> A. 15.5" B. 18.75" C. 20.5" D. 23.375" E. 24.5"	<b>Wood Leg</b> A. 15.5" B. 18.75" C. 20.5" D. 23.375" E. 24.5"					



# Cove Lounge

SPECIFICATION GUIDE: HOW TO ORDER

MODEL CODE BREAKDOWN

Sample Model Code: CV470DF1CT81BLCOM

1. Series

2. Style/Base

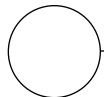
3. Dual Upholstery

4. Options


5. Wood Finish

6. Frame Finish

7. Upholstery



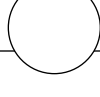
CV



470



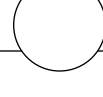
DF1



CT



81



BL



COM

Series  
CV COVE LOUNGE

Frame/Base

470	LOUNGE CHAIR, FOUR-BLADE CAST ALUMINUM BASE, FIXED-HEIGHT SWIVEL
471	LOUNGE CHAIR, FOUR-BLADE CAST ALUMINUM BASE, FIXED-HEIGHT 360° SWIVEL RETURN
472	LOUNGE CHAIR, FOUR-BLADE CAST ALUMINUM BASE, FIXED-HEIGHT NO SWIVEL
450	LOUNGE CHAIR, WOOD CAPPED BASE, FIXED-HEIGHT SWIVEL
452	LOUNGE CHAIR, WOOD CAPPED BASE, FIXED-HEIGHT NO SWIVEL
410	LOUNGE CHAIR, SLED BASE
460	LOUNGE CHAIR, WOOD LEG
370	HIGH BACK CHAIR, FOUR-BLADE CAST ALUMINUM BASE, FIXED-HEIGHT SWIVEL
372	HIGH BACK CHAIR, FOUR-BLADE CAST ALUMINUM BASE, FIXED-HEIGHT 360° SWIVEL RETURN
371	HIGH BACK CHAIR, FOUR-BLADE CAST ALUMINUM BASE, FIXED-HEIGHT NO SWIVEL
350	HIGH BACK CHAIR, WOOD CAPPED BASE, FIXED-HEIGHT SWIVEL
352	HIGH BACK CHAIR, WOOD CAPPED BASE, FIXED-HEIGHT NO SWIVEL
310	HIGH BACK CHAIR, SLED BASE
360	HIGH BACK CHAIR, WOOD LEG
572	OTTOMAN, FOUR-BLADE CAST ALUMINUM BASE, FIXED-HEIGHT NO SWIVEL
510	OTTOMAN, SLED BASE
560	OTTOMAN, WOOD LEG

Dual Upholstery  
DF1 DUAL UPHOLSTERY

Options  
CT CONTRASTING THREAD

Wood Finish

81	NATURAL MAPLE
83	WHITE OAK
85	WALNUT
87	OPAQUE BLACK

Standard Powder Coated Metal

BL	BLUE
BM	BLACK MATTE
CP	CHAMPAGNE
DB	DARK BRONZE
DG	DARK GRAY
DP	DUSTY PINK
DS	DARK SAGE
LG	LIGHT GRAY
LL	LILAC GRAY
LP	LIGHT PISTACHIO
LR	LIPSTICK RED
MB	MIDNIGHT BLUE
MG	MEADOW GREEN
MK	MILK
MS	METALLIC SILVER
NK	NICKEL
OC	OCHRE
PY	PALE YELLOW
RO	RED ORANGE
RR	RUSTY RED
SB	SOFT BLUE
SD	SAND
TC	TERRACOTTA
TP	TAUPE

Polished Metal

CH	CHROME
AL	POLISHED ALUMINUM

Upholstery Textile Grades

COM	CUSTOMER'S OWN MATERIAL
A	GRADE A
B	GRADE B
C	GRADE C
D	GRADE D
E	GRADE E
F	GRADE F
G	GRADE G
H	GRADE H
I	GRADE I
J	GRADE J
K	GRADE K
L	GRADE L
M	GRADE M

Leather Grades

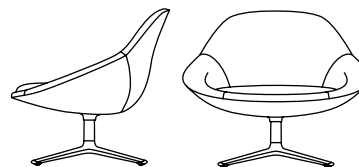
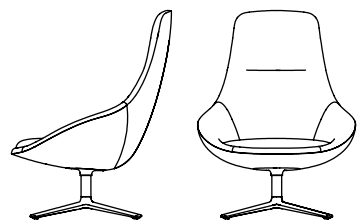
COL	CUSTOMER'S OWN LEATHER
W	GRADE W
X	GRADE X
Y	GRADE Y
E1	GRADE E1
E2	GRADE E2

Note: Choose highest grade in the case of dual upholstery option.



# Cove Lounge

CHAIR: FOUR-BLADE ALUMINUM BASE

						Textile Upholstery Grades														Leather Upholstery Grades						
						COM	COL																			
TITLE		SERIES	STYLE	DIMENSIONS	YDG	SQFT	COM	A	B	C	D	E	F	G	H	I	J	K	L	M	W	X	Y	E1	E2	
	Fixed-Height Swivel	CV	470	36W x 30.5D x 30H	2.8	41	2,465	2,679	2,796	2,905	3,022	3,139	3,267	3,391	3,540	3,736	3,967	4,198	4,394	4,606	3,711	4,034	5,080	5,516	6,694	
	Fixed-Height Swivel Return	CV	471	36W x 30.5D x 30H	2.8	41	2,540	2,754	2,868	2,980	3,098	3,212	3,338	3,466	3,616	3,808	4,040	4,273	4,468	4,680	3,786	4,108	5,155	5,590	6,768	
	Fixed-Height No Swivel	CV	472	36W x 30.5D x 30H	2.8	41	2,465	2,679	2,796	2,905	3,022	3,139	3,267	3,391	3,540	3,736	3,967	4,198	4,394	4,606	3,711	4,034	5,080	5,516	6,694	
	Fixed-Height Swivel	CV	370	36W x 30.5D x 30H	3	47	2,919	3,121	3,230	3,337	3,448	3,558	3,678	3,798	3,940	4,123	4,343	4,560	4,749	4,949	3,872	4,206	5,264	5,942	6,613	
	Fixed-Height Swivel Return	CV	371	32W x 32.5D x 42H	3	47	2,998	3,201	3,311	3,418	3,528	3,639	3,759	3,878	4,021	4,202	4,423	4,642	4,829	5,029	3,952	4,286	5,346	6,022	6,692	
	Fixed-Height No Swivel	CV	372	32W x 32.5D x 42H	3	47	2,919	3,121	3,230	3,337	3,448	3,558	3,678	3,798	3,940	4,123	4,343	4,560	4,749	4,949	3,872	4,206	5,264	5,942	6,613	

To Order Select Below

1. Series

CV

Cove Lounge Upholstered Shell

2. Style/Base

Lounge

470

LOUNGE CHAIR, CAST ALUMINUM BASE, FIXED-HEIGHT SWIVEL

471

LOUNGE CHAIR, CAST ALUMINUM BASE, FIXED-HEIGHT 360° SWIVEL RETURN

472

LOUNGE CHAIR, CAST ALUMINUM BASE, FIXED-HEIGHT NO SWIVEL

High Back

370

HIGH BACK CHAIR, CAST ALUMINUM BASE, FIXED-HEIGHT SWIVEL

371

HIGH BACK CHAIR, CAST ALUMINUM BASE, FIXED-HEIGHT 360° SWIVEL RETURN

372

HIGH BACK CHAIR, CAST ALUMINUM BASE, FIXED-HEIGHT NO SWIVEL

3. Dual Upholstery Option

Dual Upholstery Option

DF1

DUAL UPHOLSTERY

Dual Upholstery allows for different fabrics on the seat and shell. When specifying In-Graded fabrics, please apply the higher of the two grades. Fabric and Leather combinations are only available as COM/COL orders. Fabric and Leather combinations are only available as COM/COL orders.

Textile (yd) and leather (sqft) quantities for dual upholstery are the following:

Lounge Chair

Seat: 1 yd / 9 sqft

Shell: 2 yd / 31 sqft

High Back Chair

Seat: 1.1 yd / 9 sqft

Shell: 2.8 yd / 37 sqft

4. Options

Options

CT

CONTRASTING THREAD

4. Frame Finish

Standard Powder Coated Metal

BL

BLUE

BM

BLACK MATTE

CP

CHAMPAGNE

DB

DARK BRONZE

DG

DARK GRAY

DP

DUSTY PINK

DS

DARK SAGE

LG

LIGHT GRAY

LL

LILAC GRAY

LP

LIGHT PISTACHIO

LR

LIPSTICK RED

MB

MIDNIGHT BLUE

MG

MEADOW GREEN

MK

MILK

MS

METALLIC SILVER

NK

NICKEL

OC

OCHRE

PY

PALE YELLOW

RO

RED ORANGE

RR

RUSTY RED

SB

SOFT BLUE

SD

SAND

TC

TERRACOTTA

TP

TAUPE

Polished Metal

AL

POLISHED ALUMINUM

6. Upholstery

See general information section for details on textile program and COM/COL information.

Cove Textile Precautions

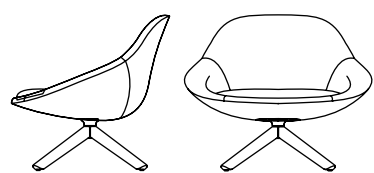
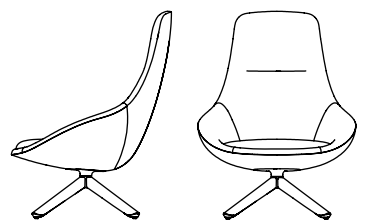
Fabrics are cut railroad. Certain horizontal stripes, plaids, or fabrics with very little stretch are not acceptable for use on this product.

All textiles and leathers must be pre-approved for this product. Cove may develop mild comfort wrinkles on the inside back and seat when specified with leather or fabrics that do not recover well.

9

# Cove Lounge

CHAIR: FOUR-BLADE WOOD CAPPED BASE

						Textile Upholstery Grades															Leather Upholstery Grades					
						COM	COL																			
TITLE		SERIES	STYLE	DIMENSIONS	YDG	SQFT	COM	A	B	C	D	E	F	G	H	I	J	K	L	M	W	X	Y	E1	E2	
	Fixed-Height Swivel	CV	450	36W x 30.5D x 30H	2.8	41	3,296	3,500	3,611	3,718	3,830	3,941	4,062	4,185	4,327	4,513	4,734	4,956	5,145	5,348	4,491	4,802	5,803	6,220	7,353	
	Fixed-Height No Swivel	CV	452	36W x 30.5D x 30H	2.8	41	3,151	3,357	3,467	3,577	3,687	3,797	3,919	4,039	4,185	4,369	4,591	4,812	5,001	5,203	4,345	4,658	5,659	6,077	7,208	
	Fixed-Height Swivel	CV	350	32W x 32.5D x 42H	3	47	3,651	3,852	3,962	4,070	4,180	4,290	4,411	4,529	4,673	4,854	5,074	5,293	5,481	5,682	4,604	4,938	5,998	6,675	7,344	
	Fixed-Height No Swivel	CV	352	32W x 32.5D x 42H	3	47	3,504	3,706	3,816	3,923	4,033	4,143	4,263	4,383	4,525	4,707	4,928	5,146	5,333	5,534	4,456	4,790	5,850	6,527	7,198	

To Order Select Below

1. Series

CV

Cove Lounge Upholstered Shell

2. Style/Base

Lounge

450 LOUNGE CHAIR, WOOD CAPPED BASE, FIXED-HEIGHT SWIVEL

452 LOUNGE CHAIR, WOOD CAPPED BASE, FIXED-HEIGHT NO SWIVEL

High Back

350 HIGH BACK CHAIR, WOOD CAPPED BASE, FIXED-HEIGHT SWIVEL

352 HIGH BACK CHAIR, WOOD CAPPED BASE, FIXED-HEIGHT NO SWIVEL

3. Dual Upholstery Option

Dual Upholstery Option

DF1 DUAL UPHOLSTERY

Dual Upholstery allows for different fabrics on the seat and shell. When specifying In-Graded fabrics, please apply the higher of the two grades. Fabric and Leather combinations are only available as COM/COL orders. Fabric and Leather combinations are only available as COM/COL orders.

Textile (yd) and leather (sqft) quantities for dual upholstery are the following:

Lounge Chair  
Seat: 1 yd / 9 sqft  
Shell: 2 yd / 31 sqft

High Back Chair  
Seat: 1.1 yd / 9 sqft  
Shell: 2.8 yd / 37 sqft

4. Options

Options

CT CONTRASTING THREAD

5. Wood Finish

Wood Finish

81 WHITE OAK

83 NATURAL MAPLE

85 WALNUT +144

87 OPAQUE BLACK

6. Frame Finish

Standard Powder Coated Metal

BL BLUE

BM BLACK MATTE

CP CHAMPAGNE

DB DARK BRONZE

DG DARK GRAY

DP DUSTY PINK

DS DARK SAGE

LG LIGHT GRAY

LL LILAC GRAY

LP LIGHT PISTACHIO

LR LIPSTICK RED

MB MIDNIGHT BLUE

MG MEADOW GREEN

MK MILK

MS METALLIC SILVER

NK NICKEL

OC OCHRE

PY PALE YELLOW

RO RED ORANGE

RR RUSTY RED

SB SOFT BLUE

SD SAND

TC TERRACOTTA

TP TAUPE

Colors apply to the metal base plate and column between the wood legs.

7. Upholstery

See general information section for details on textile program and COM/COL information.

Cove Textile Precautions  
Fabrics are cut railroad. Certain horizontal stripes, plaids, or fabrics with very little stretch are not acceptable for use on this product.

All textiles and leathers must be pre-approved for this product. Cove may develop mild comfort wrinkles on the inside back and seat when specified with leather or fabrics that do not recover well.

10

# Cove Lounge

CHAIR: SLED BASE

TITLE	SERIES	STYLE	DIMENSIONS	COM	COL	Textile Upholstery Grades														Leather Upholstery Grades				
						COM	A	B	C	D	E	F	G	H	I	J	K	L	M	W	X	Y	E1	E2
Lounge, Sled Base	CV	410	36W x 30.5D x 30H	2.8	41	2,540	2,754	2,868	2,980	3,098	3,212	3,338	3,466	3,616	3,808	4,040	4,273	4,468	4,680	3,786	4,108	5,155	5,590	6,768
High Back, Sled Base	CV	310	32W x 32.5D x 42H	3	47	2,881	3,083	3,193	3,300	3,409	3,520	3,641	3,760	3,903	4,084	4,305	4,523	4,711	4,912	3,834	4,168	5,227	5,903	6,575

To Order Select Below

1. Series

CV

Cove Lounge Upholstered Shell

2. Style/Base

Lounge

410 LOUNGE CHAIR, SLED BASE

High Back

310 HIGH BACK CHAIR, SLED BASE

3. Dual Upholstery Option

Dual Upholstery Option

DF1 DUAL UPHOLSTERY

Dual Upholstery allows for different fabrics on the seat and shell. When specifying In-Graded fabrics, please apply the higher of the two grades. Fabric and Leather combinations are only available as COM/COL orders. Fabric and Leather combinations are only available as COM/COL orders.

Textile (yd) and leather (sqft) quantities for dual upholstery are the following:

Lounge Chair  
Seat: 1 yd / 9 sqft  
Shell: 2 yd / 31 sqft

High Back Chair  
Seat: 1.1 yd / 9 sqft  
Shell: 2.8 yd / 37 sqft

4. Options

Options

CT CONTRASTING THREAD

4. Frame Finish

Standard Powder Coated Metal

BL BLUE

BM BLACK MATTE

CP CHAMPAGNE

DB DARK BRONZE

DG DARK GRAY

DP DUSTY PINK

DS DARK SAGE

LG LIGHT GRAY

LL LILAC GRAY

LP LIGHT PISTACHIO

LR LIPSTICK RED

MB MIDNIGHT BLUE

MG MEADOW GREEN

MK MILK

MS METALLIC SILVER

NK NICKEL

OC OCHRE

PY PALE YELLOW

RO RED ORANGE

RR RUSTY RED

SB SOFT BLUE

SD SAND

TC TERRACOTTA

TP TAUPE

Polished Metal

CH BRIGHT CHROME

6. Upholstery

See general information section for details on textile program and COM/COL information.

Cove Textile Precautions  
Fabrics are cut railroad. Certain horizontal stripes, plaids, or fabrics with very little stretch are not acceptable for use on this product.

All textiles and leathers must be pre-approved for this product. Cove may develop mild comfort wrinkles on the inside back and seat when specified with leather or fabrics that do not recover well.

# Cove Lounge

CHAIR: WOOD LEG

						Textile Upholstery Grades															Leather Upholstery Grades				

To Order Select Below

1. Series

CV

Cove Lounge Upholstered Shell

2. Style/Base

Lounge

460 LOUNGE CHAIR, WOOD LEGS

High Back

360 HIGH BACK CHAIR, WOOD LEGS

3. Dual Upholstery Option

Dual Upholstery Option

DF1 DUAL UPHOLSTERY

Dual Upholstery allows for different fabrics on the seat and shell. When specifying In-Graded fabrics, please apply the higher of the two grades. Fabric and Leather combinations are only available as COM/COL orders. Fabric and Leather combinations are only available as COM/COL orders.

Textile (yd) and leather (sqft) quantities for dual upholstery are the following:

Lounge Chair  
Seat: 1 yd / 9 sqft  
Shell: 2 yd / 31 sqft

High Back Chair  
Seat: 1.1 yd / 9 sqft  
Shell: 2.8 yd / 37 sqft

4. Options

Options

CT CONTRASTING THREAD

5. Wood Finish

Wood Finish

81	WHITE OAK	+180
83	NATURAL MAPLE	+89
85	WALNUT	+302
87	OPAQUE BLACK	

6. Upholstery

See general information section for details on textile program and COM/COL information.

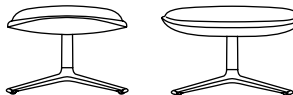

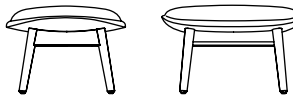
Cove Textile Precautions  
Fabrics are cut railroad. Certain horizontal stripes, plaids, or fabrics with very little stretch are not acceptable for use on this product.

All textiles and leathers must be pre-approved for this product. Cove may develop mild comfort wrinkles on the inside back and seat when specified with leather or fabrics that do not recover well.

12

# Cove Lounge

OTTOMAN

						Textile Upholstery Grades															Leather Upholstery Grades				
				COM	COL	COL																			
TITLE	SERIES	STYLE	DIMENSIONS	YDG	SQFT	COM	A	B	C	D	E	F	G	H	I	J	K	L	M	W	X	Y	E1	E2	
<div>Ottoman, Four Blade Aluminum Base</div> <div>Fixed-Height No Swivel</div> <div></div>	CV	572	24.5W x 20.5D x 15.5H	1	23	1,345	1,431	1,477	1,523	1,567	1,613	1,665	1,715	1,775	1,852	1,945	2,038	2,115	2,200	1,883	2,024	2,480	2,668	3,180	
<div>Ottoman, Sled Base</div> <div></div> <div></div>	CV	510	24.5W x 20.5D x 15.5H	1	23	1,345	1,431	1,477	1,523	1,567	1,613	1,665	1,715	1,775	1,852	1,945	2,038	2,115	2,200	1,883	2,024	2,480	2,668	3,180	
<div>Ottoman, Wood Legs</div> <div></div> <div></div>	CV	560	24.5W x 20.5D x 15.5H	1	23	1,529	1,604	1,644	1,684	1,724	1,765	1,810	1,854	1,906	1,973	2,055	2,136	2,205	2,279	2,144	2,316	2,866	3,127	3,678	

To Order Select Below

1. Series

CV

Cove Lounge Upholstered Shell

2. Style/Base

Ottoman

572

OTTOMAN, CAST ALUMINUM BASE, NO SWIVEL

510

OTTOMAN, SLED BASE

560

OTTOMAN, WOOD LEGS

3. Dual Upholstery Option

Dual Upholstery Option

DF1

DUAL UPHOLSTERY

Dual Upholstery allows for different fabrics on the seat and shell. When specifying In-Graded fabrics, please apply the higher of the two grades. Fabric and Leather combinations are only available as COM/COL orders. Fabric and Leather combinations are only available as COM/COL orders.

Textile (yd) and leather (sqft) quantities for dual upholstery are the following:

Ottoman  
Seat: 1 yd / 11 sqft  
Shell: 1 yd / 11 sqft

4. Options

Options

CT

CONTRASTING THREAD

5. Wood Finish

Wood Finish

81

WHITE OAK

+134

83

NATURAL MAPLE

+77

85

WALNUT

+268

87

OPAQUE BLACK

\*For Wood Leg Base only

6. Frame Finish

Standard Powder Coated Metal

BL

BLUE

BM

BLACK MATTE

CP

CHAMPAGNE

DB

DARK BRONZE

DG

DARK GRAY

DP

DUSTY PINK

DS

DARK SAGE

LG

LIGHT GRAY

LL

LILAC GRAY

LP

LIGHT PISTACHIO

LR

LIPSTICK RED

MB

MIDNIGHT BLUE

MG

MEADOW GREEN

MK

MILK

MS

METALLIC SILVER

NK

NICKEL

OC

OCHRE

PY

PALE YELLOW

RO

RED ORANGE

RR

RUSTY RED

SB

SOFT BLUE

SD

SAND

TC

TERRACOTTA

TP

TAUPE

Polished Metal

AL

POLISHED ALUMINUM

\*\*For Sled Base only

CH\*\*

BRIGHT CHROME

7. Upholstery

See general information section for details on textile program and COM/COL information.

Cove Textile Precautions

Fabrics are cut railroad. Certain horizontal stripes, plaids, or fabrics with very little stretch are not acceptable for use on this product.

All textiles and leathers must be pre-approved for this product. Cove may develop mild comfort wrinkles on the inside back and seat when specified with leather or fabrics that do not recover well.

13