

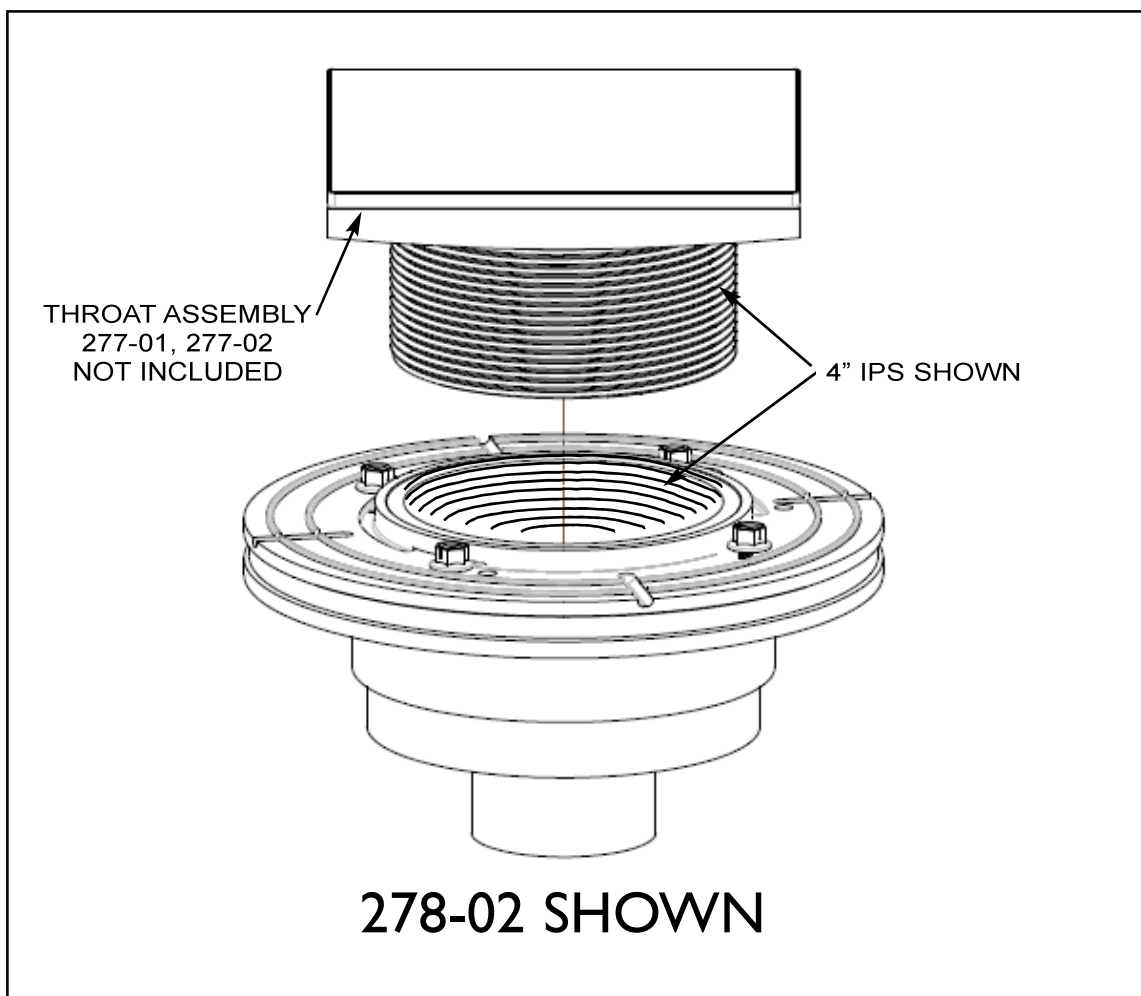
Installation Instructions

2"IPS AND 4"IPS DRAIN BODY

Model No: 278-01 278P-01* 278A-01*
 278-02 278P-02* 278A-02*



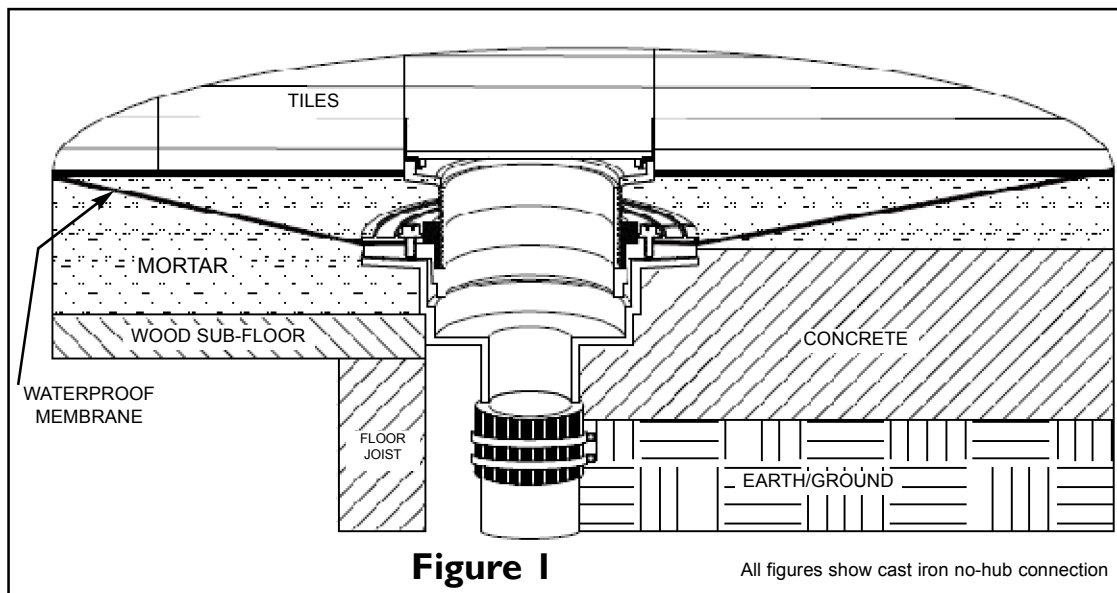
*No Hot Mop



2001 CARNEGIE AVE, SANTA ANA CA 92705

(949) 417-5207

WWW.NEWPORTBRASS.COM



- **Brasstech recommends this product be installed by licensed contractor(s)**
- To avoid damage, store decorative grid in safe and secure place, Grid should be installed after flooring is completed

CONNECTING TO DRAIN PIPE(see figure 1 & 2)

Note: Sub floor height and depth may vary depending on location and type. Install the drain according to type of application.

1. Connect DRAIN BODY [1] to pre-installed DRAINPIPE [3] with trap in the floor using No-Hub connector SLEEVE [2] (not included) for cast iron body.

- ABS plastic pipe solvent cement for ABS drain body
- PVC plastic pipe solvent cement for PVC drain body

Note: Drain Body may have 1/2" NPT primer connection on side of drain body. If primer is not required, INSERT PLUG (not included) into body.

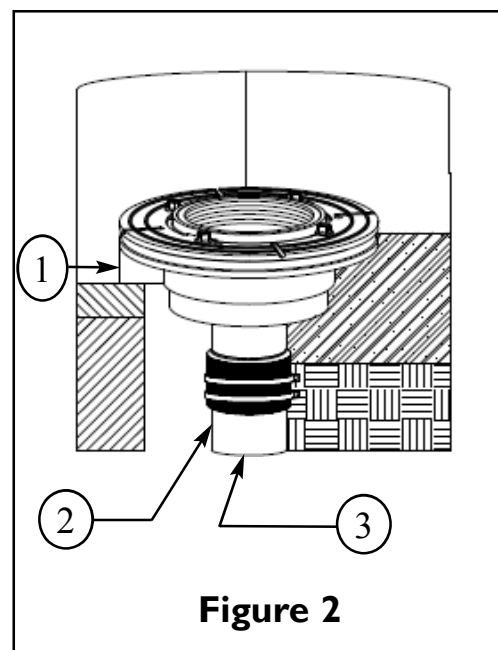
2. Perform a leak test in accordance with local building & plumbing codes

Concrete sub-flooring(see figure 1)

- For proper support of drain back fill around drain with dirt and concrete

Wood sub-flooring

- For proper support of drainbody brace and strain drain and piping



WATERPROOF MEMBRANE/SHOWER PAN LINER INSTALLATION (see figure 3)

Waterproof membrane/shower pan liner shall be installed as per manufacturer instructions and local building & plumbing codes

1. Waterproof membrane/shower pan LINER [4] material should be between DRAIN BODY [1] and COLLAR [5]
2. Place COLLAR [5] over BOLTS [8] in up or down position (based on flooring material thickness and/or local building & plumbing codes) and rotate to lock COLLAR [5] in place.

Note: COLLAR [5] may be installed in up position for an additional 7/8" in height.

3. Tighten all four BOLTS [6] snug.

4. Test waterproof membrane/pan liner installation in accordance with local building & building codes.

Note: WEEP HOLES [7] shall be clear of any residual pan liner material.

