



R | Smart Stride PRODUCT SPECIFICATIONS



COLLECTION	Smart Stride
STYLE NUMBER	1774V
CONSTRUCTION	Commercial Slip-Resistant Sheet
OVERALL THICKNESS	0.079 inches (2 mm)
REFERENCE SPECIFICATION	ASTM F1303 Type 1, Grade 1
FINISH	ExoGuard®
INSTALLATION TYPE	Dry Back
INSTALLATION	Glue Down
RECOMMENDED ADHESIVE	4200 (1 gal), 4200 (4 gal), 2200 (4 gal), S150 or 4151 (4 gal)

Packaging

ROLL SIZE

SY /ROLL

WEIGHT /ROLL

US Units

78.74 inches W x 65.62 ft L

47.84 sq yds/roll

229.28 lbs

Metric Units

2 m W x 20 m L

40 sq m/roll

104 kg



R | Smart Stride

Performance Testing

STATIC LOAD / ASTM F970	Passes (Modified), *2000 lbs
RESISTANCE TO CHEMICALS / ASTM F925	Passes
RADIANT PANEL / ASTM E648	Passes, Class I
SMOKE DENSITY / ASTM E662	Passes
COEFFICIENT OF FRICTION (ASTM D2047, SLIP RESISTANCE)	≥0.5, meets the recommended static coefficient of friction for ADA walking surfaces
ENHANCED SLIP RESISTANCE / SURFACE ROUGHNESS	20
ENHANCED SLIP RESISTANCE / AS 4586 APPENDIX D	R11
ENHANCED SLIP RESISTANCE / DIN 51130/EN 16165 ANNEX B	R11
ENHANCED SLIP RESISTANCE / AS 4586 APPENDIX A	P4
ENHANCED SLIP RESISTANCE / RRL PENDULUM TEST	45+
ENHANCED SLIP RESISTANCE / EN 13845	ESf

*Results are based on a laboratory test and used for comparative purposes. Real life load limit may vary.

Test Reports may be included or listed by the manufacturing/inventory style number as opposed to the noted selling style number.

Warranty

10 Year Commercial Limited.

Commercial Limited Underbed Bond Warranty S150/Lokworx+ Resilient.

Please visit patcraft.com for the most current warranty information.

Installation Methods



Reverse

[Installation Guidelines](#)

[Maintenance Guidelines](#)

Environmental Specifications

EMBODIED CARBON (CRADLE TO GATE) 7.02 kg CO₂/m²

Third Party Certifications

HEALTH PRODUCT DECLARATION (HPD) 1000 ppm Disclosure


ENVIRONMENTAL PRODUCT DECLARATION (EPD) 3rd Party Certified in Accordance with ISO 14025, EN 15804, & ISO 21930:2017

FLOORSCORE® Certified




R | Smart Stride


Available Colorways



LATTE 00222




BLUFF 00224




FOG 00226



DOVE GRAY 00231



PEWTER 00234



ESPRESSO 00236