

R | ORGANIC HUE PRODUCT SPECIFICATIONS



COLLECTION	Within
STYLE NUMBER	I320V
CONSTRUCTION	Commercial Heterogeneous Sheet
WEAR LAYER THICKNESS	20 mil / 0.02 inches (0.508 mm)
OVERALL THICKNESS	0.087 inches (2.2 mm)
REFERENCE SPECIFICATION	ASTM F1303 Type 1, Grade 1
BACKING CLASS	4-ply Fused Backing System
FINISH	ExoGuard®
INSTALLATION TYPE	Dry Back
INSTALLATION	Glue Down
RECOMMENDED ADHESIVE	4200 (4 gal), 2200 (4 gal) or S150 SPRAY ADHS

Packaging

ROLL SIZE

SY /ROLL

WEIGHT /ROLL

US Units

72.05 inches W x 75 ft L

50 sq yds/roll

267.5 lbs

Metric Units

1.8 m W x 22.9 m L

41.8 sq m/roll

121.3 kg

Performance Testing

STATIC LOAD / ASTM F970

Passes (Modified), *1500 lbs

FLEXIBILITY / ASTM F137

Passes

RESIDUAL INDENTATION / ASTM F1914

Passes

RESISTANCE TO CHEMICALS / ASTM F925

Passes

RADIANT PANEL / ASTM E648

Passes, Class I

SMOKE DENSITY / ASTM E662

Passes

COEFFICIENT OF FRICTION (ASTM D2047, SLIP RESISTANCE)

≥0.5, meets the recommended static coefficient of friction for ADA walking surfaces

*Results are based on a laboratory test and used for comparative purposes. Real life load limit may vary.

Test Reports may be included or listed by the manufacturing/inventory style number as opposed to the noted selling style number.

R | ORGANIC HUE

Warranty

15 Year Commercial Limited.

Commercial Limited Underbed Bond Warranty S150/Lokworx+ Resilient.

Please visit patcraft.com for the most current warranty information.

Installation Methods



Reverse

[Installation Guidelines](#)

[Maintenance Guidelines](#)

Environmental Specifications

EMBODIED CARBON (CRADLE TO GATE)

9.4 kg CO₂/m²

Third Party Certifications

HEALTH PRODUCT DECLARATION (HPD)

[100 PPM Disclosure](#)

ENVIRONMENTAL PRODUCT DECLARATION (EPD)

[3rd Party Certified in Accordance with ISO 14025, EN 15804, & ISO 21930:2017](#)

FLOORSCORE®

[Certified](#)

Available Colorways



JASMINE 00100



SAND 00110



VANILLA 00120




WHEAT 00140



DANDELION 00200




BURLAP 00210




CELADON 00300



PISTACHIO 00310




FERN 00320



SAGE 00330




JADE 00340



AQUAMARINE 00350

R | ORGANIC HUE




FOREST 00360



STEEL 00410




CORNFLOWER 00420



IRON 00430



ICE 00500



GRAVEL 00530



COAL 00540



PAPAYA 00600




CAMEL 00610



HICKORY 00630



SMOKE 00710



MUSHROOM 00750



RUBY 00800



MULBERRY 00900