

traction
price list

april 2025

index	2
laminat selections	3
veneer selections	4-5
design selections + powder coat finishes	6
overview + configuration options	7
C-base + storage	8
T-base + storage	9
modesty panel + ganging brackets	10
grommet location + data management	11
power management	12
surface mount overview	13
dual under mount overview	14
configurations + power	15

C-base

standard + communication grommet	16
surface mount power	17
surface mount - daisy chain power	18
dual under mount - daisy chain power	19

T-base edge mount

standard + communication grommet	20
surface mount power	21
surface mount - daisy chain power	22
dual under mount - daisy chain power	23

T-base inset mount

standard + communication grommet	24
surface mount power	25
surface mount - daisy chain power	26
dual under mount - daisy chain power	27

accessories

corner worksurface	28
half-round + teleconference	29
modesty panel	30

power

under mount power options	31
wire management	32-33
extron® AAP modules	34-37

terms and conditions	38-40
----------------------	-------

guaranteed freight	41
--------------------	----

guaranteed freight - canada	42
-----------------------------	----

Laminate Selections

A three character sku identifies each laminate selection as well as the standard finish offered. Individual components are priced with standard finish on standard laminate.

A variety of Wilsonart® standard laminates with standard finishes is offered on conference and multipurpose tables. Additional colors may be available but are

subject to upcharges and extended lead times. The laminate option is available on components where noted as an option in the material specification code.

All laminate tops will have a 3mm matching edge band.

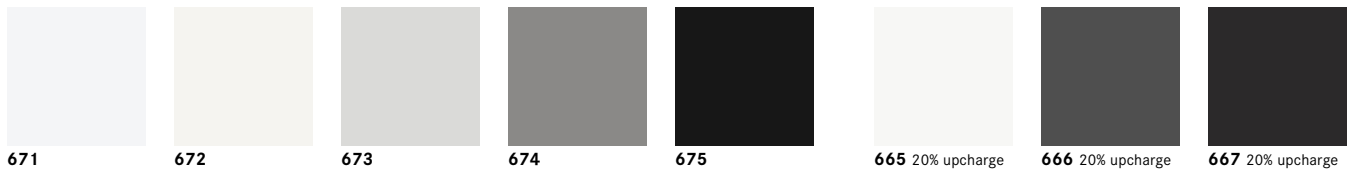
PLL Solid Laminate

Standard Solid

- 671 Designer White, Wilsonart D354-60 Matte Finish
- 672 Frosty White, Wilsonart 1573-60 Matte Finish
- 673 Fashion Grey, Wilsonart D381-60 Matte Finish
- 674 North Sea, Wilsonart D90-60 Matte Finish
- 675 Black, Wilsonart 1595-60 Matte Finish

20% Upcharge

- 665 Snow White Velvet, Wilsonart 15501-31 Traceless Laminate
- 666 Charcoal Velvet, Wilsonart 15504-31 Traceless Laminate
- 667 Black Velvet, Wilsonart 15505-31 Traceless Laminate



WGL Woodgrain Laminate

Standard Woodgrain

- 684 Phantom Pearl, Wilsonart 8211K-28 Gloss Line Finish w/Aeon Scratch Resistant Protection
- 685 Raw Chestnut, Wilsonart 7975K-12 Soft Grain Finish w/Aeon Scratch Resistant Protection
- 686 High Line, Wilsonart 7970K-18 Linearity Finish w/Aeon Scratch Resistant Protection
- 678 New Age Oak, Wilsonart 7938-16 Casual Rustic Finish
- 679 Brazilwood, Wilsonart 7946-38 Matte Finish
- 687 Boardwalk Oak, Wilsonart 7983-38 Fine Velvet Finish
- 683 Portico Teak (Grey), Wilsonart 8210K-28 Gloss Line Finish
- 681 Studio Teak, Wilsonart 7960-16 Casual Rustic Finish
- 680 Walnut Heights, Wilsonart 7965K-12 Soft Grain Finish
- 682 Asian Night, Wilsonart 7949-16 Casual Rustic Finish



Veneer Selections

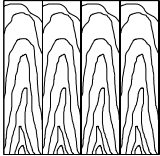
A three character sku identifies each species as well as the standard finish offered. Individual components are priced with standard finish. Special finishes on veneers made to customer specifications are subject to factory approval and a 10% net upcharge with a \$500 net minimum.

Transparent stains and sealers are applied in multiple steps to enhance the beauty of the natural wood. A durable, baked-on, top-coat of conversion varnish

or UV topcoat is applied to protect the product. It is recommended that felt, cork or fabric backed desk pads and accessories are used on worksurfaces to minimize wear.

When specifying light finishes the natural characteristics of the wood will be visible and color will vary. Paint finishes are available as custom orders. See terms and conditions for additional finish information.


MPL Maple
Flat Cut



Standard Finish

- 871 860 861
- 837 836 823
- 865 805 866
- 872 839 845
- 870

OAK Oak
Rift Cut



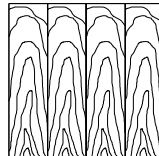
Standard Finish

- 871 870 839
- 837 860 861
- 865 836 866
- 872 805 845

Select Finishes

- M73 M72 M75
- M74 M76 M77
- M71

WLT Walnut
Flat Cut




Standard Finish

- 872 861
- 870 823
- 860 866
- 839

MPL Maple



OAK Oak



OAK Select Finishes



Veneer Selections


WLT Walnut




872




870



860



839



861



823



866

Design Selections

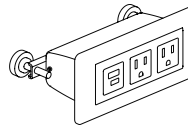
Edge Style

FL Flat Edge
Veneer and Laminates



Surface Mount Power Finish Selection

- BK** Black Finish, Black Receptacles
- SV** Silver Finish, Black Receptacles
- WT** White Finish, White Receptacles

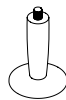


Base Selections

CA Casters
3" Non-Marring Urethane Wheels
2 Locking Casters



GL Glides
Leveling
¾" Height Adjustment Range



Finishes

A two character sku identifies each powder coat finish offered. Individual skus are priced with standard metal finish. Non-standard finishes may incur an additional charge. The powder coat option is available on skus where noted as an option in the material specification code.

Standard Finish



PA Polished Aluminum

Powder Coat Finishes - Upcharges apply.



WH Satin White



BK Matte Black

Traction Tables



Designed for use in flexible environments requiring reconfigurations and easy storage. Options include a rectangular table, a half-round table, a teleconferencing table with angled sides and a corner top. Configurations include but are not limited to u-shape, teleconferencing, closed conference, round and oval as shown on right.

Traction table tops are 1¼" thick and available in either a wood veneer with a standard black underside or in a laminate with a black laminate underside. Grain will run the length of the table in veneer applications. All tops have a multipurpose channel system designed for use with ganging brackets. Two ganging brackets are included with every table.

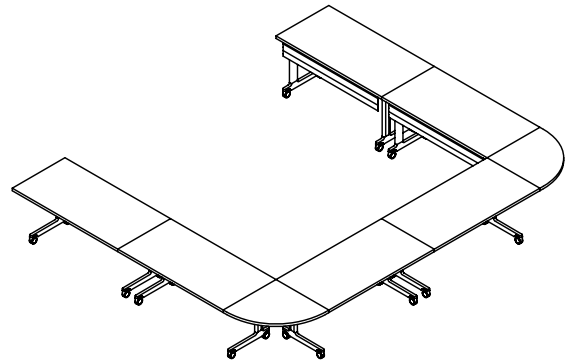
The collection offers two styles of aluminum bases: T-base and C-base. T-bases are positioned in the center of the table with either an edge or an inset mount that allows users to be seated on all sides of the table. C-bases are positioned in the front of the table with a front edge mount only, and users are seated on one side of the table only. Base styles are available with the option of 3" heavy-duty casters with non-marring urethane wheels or with adjustable leveling guides with a height adjustment range of 1½". Aluminum bases are available in polished aluminum and a variety of powder coat finishes.

Traction power options include grommet accessed power, surface power modules and dual under mount modules. A trough between bases provides a channel for wire management, electrical components and ganging bracket storage. A removeable cover located on the outside of the base provides wire management access and conceals cables.

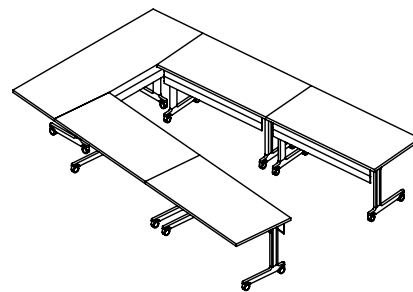
Tables fold and nest for compact storage. Turning a handle, located underneath the table top, in a clockwise motion releases the top to fold. A gas spring allows the top to rest gently when folding or closing. An optional modesty panel is available. Twist panel clip insert into channel systems. The modesty panel is hinged to swivel for storage.

SCS Indoor Advantage™ Gold and LEVEL® 2 certified. See terms and conditions for additional environmental information.

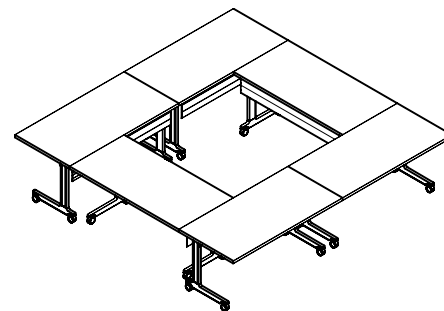
Configuration Options



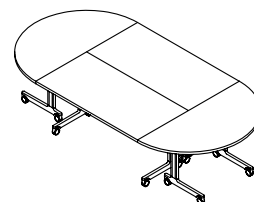
U-Shaped



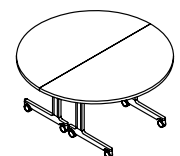
Teleconferencing



Closed Conference



Oval Conference Configuration



Round Configuration

C-base Design

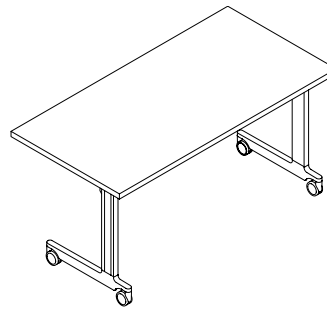
The C-base is available in a front edge mounted position only. The front edge mount allows guests to be seated on one of the long sides of the table with an optional modesty panel installed on the opposite side.

Finish selections for the C-base are polished aluminum and a variety of powder coat finishes.

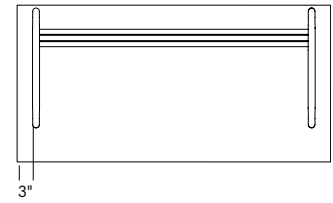
The C-base is available with either 3" casters with non-marring urethane wheels or with adjustable leveling glides. The leveling glides have a height adjustment range of 1½".

A trough between bases provides a channel for wire management, electrical components and ganging bracket storage. A removeable cover located on the outside of the base provides wire management access and conceals cables.

An optional modesty panel may be used with C-bases. Twist panel clips insert into pre-installed channels located on both sides of tables. The modesty panel is hinged to swivel when stored. Specify modesty panels separately.



C-base

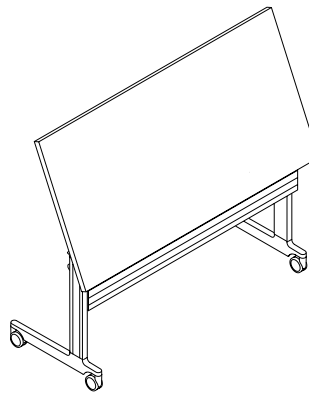


**C-base
Plan View**

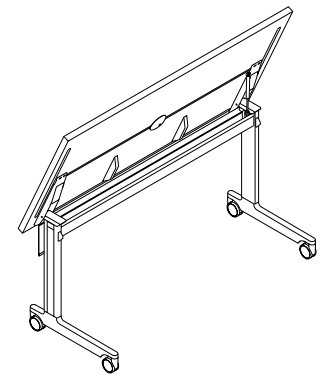
C-base Storage

Traction tables are designed to fold and nest for compact storage. The C-base design allows the top to be folded in an angled vertical position. When nested, each additional table adds only 8" depth and 1½" width for storage.

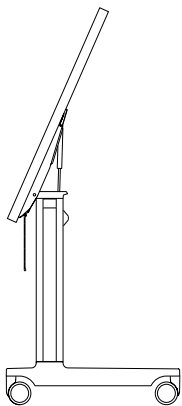
Turning a handle, located underneath the table top, in a clockwise motion releases the top to fold. A gas spring allows the top to rest gently when it is either being folded or closed.



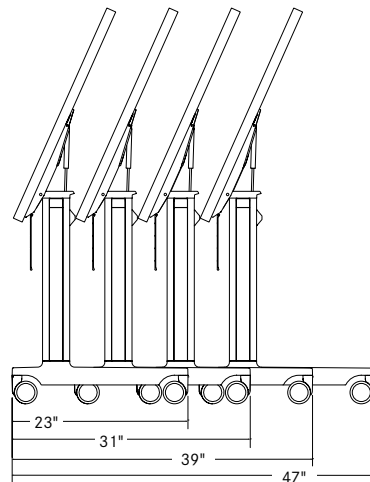
**Storage Position Front View
C-base with Optional Modesty Panel**



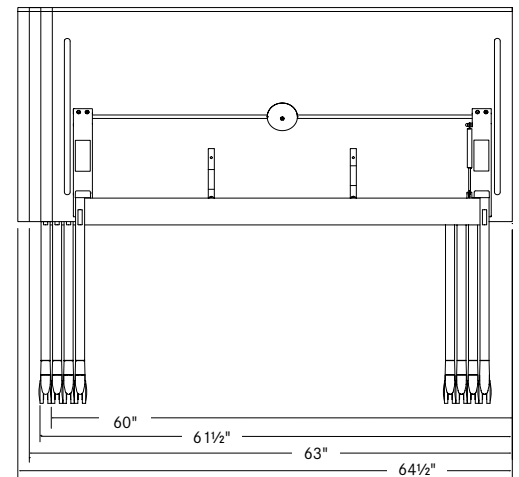
**Storage Position Back View
C-base with Optional Modesty Panel**



**Folded Position
End View with Optional Modesty Panel**



**Nested Storage Position
End View with Optional Modesty Panel**



**Nested Storage Position
Back View**

T-base Design

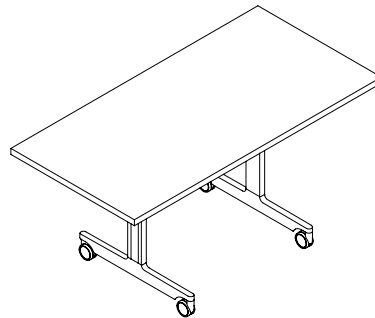
The Traction table is available T-bases are positioned in either an inset mount or an edge mount. The inset mount allows for guest to be seated on all four sides of the table. The edge mount allows guests to be seated on the two long sides of the table and is designed to provide maximum user leg space in ganging application. Tables 24" w may be ganged on short ends only.

Finish selections for the T-base are polished aluminum and a variety of powder coat finishes.

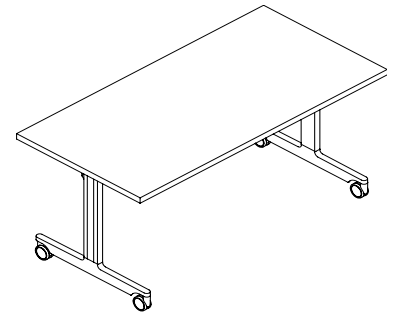
The T-base is available with either 3" heavy duty casters (2 locking, 2 non-locking) with non-marring urethane wheels or with adjustable leveling glides with a height adjustment range of 1½".

A trough between bases provides a channel for wire management, electrical components and ganging bracket storage. A removeable cover located on the outside of the base provides wire management access and conceals cables.

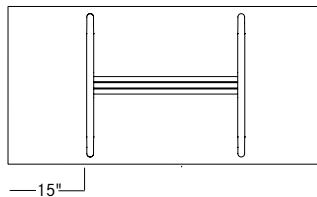
An optional modesty panel may be used with T-bases. Twist panel clips insert into pre-install channels located on both sides of tables. The modesty panel is hinged to swivel when stored. Specify modesty panels separately.



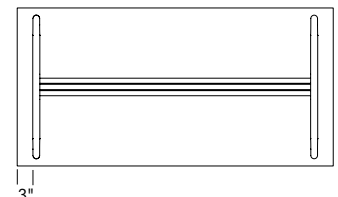
Inset Mount T-base



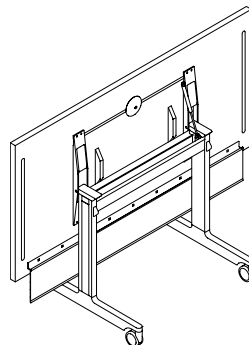
Edge Mount T-base



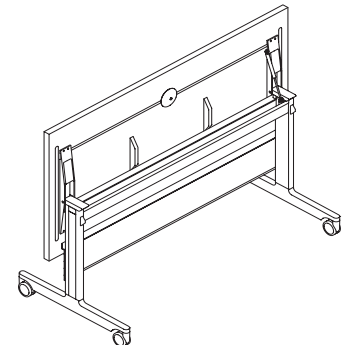
Inset Mount T-base Plan View



Edge Mount T-base Plan View



**Storage Position Back View
Inset Mount T-base with
Optional Modesty Panel**

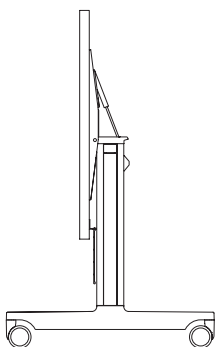


**Storage Position Back View
Edge Mount T-base with
Optional Modesty Panel**

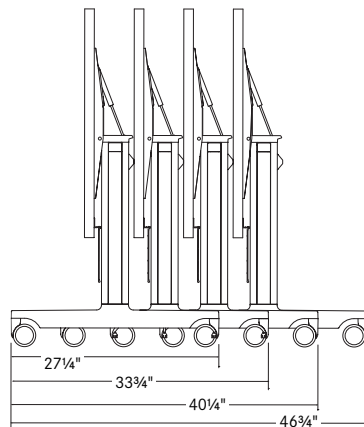
T-base Storage

Traction tables are designed to fold and nest for compact storage. The T-base design allows the top to be folded in a vertical position. When nested, each additional table adds only 6½" depth and 1½" width for storage.

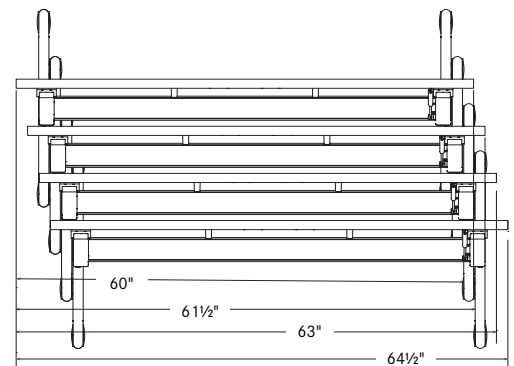
A handle underneath the table top releases the top to fold once it is rotated in a clockwise motion. A gas spring allows the top to rest gently when it is either being folded or closed.



**Folded Position
End View with Optional Modesty Panel**



**Nested Storage Position
End View with Optional Modesty Panel**



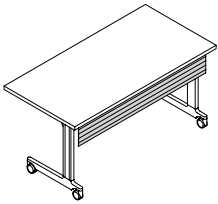
**Nested Storage Position
Back View**

Modesty Panel

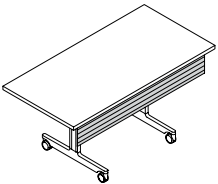
Traction tables are available with a 3/4" thick modesty panel in laminate or wood veneer or a 1/4" thick lightweight bright anodized aluminum finish.

Modesty panels are easily installed and removed by the use of simple twist-clips in conjunction with the channel system. The panel clips simply insert into the channel, then twist and lock into place. The modesty panels are hinged to swivel for storage. All tables fold and store with the modesty panels installed.

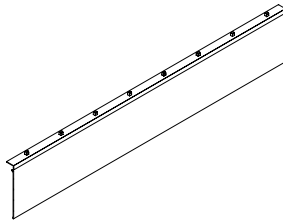
C-base with Modesty Panel



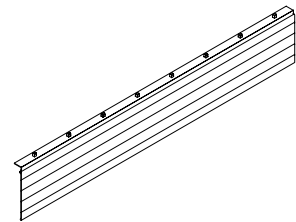
T-base with Modesty Panel



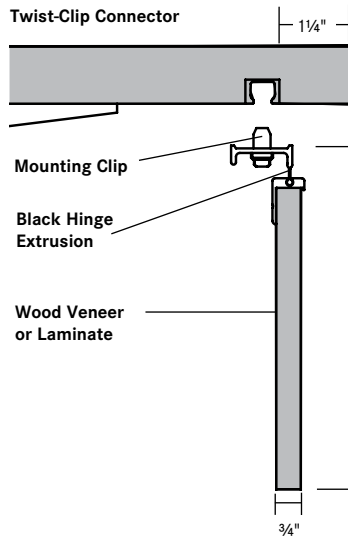
**Hinged Modesty Panel
Laminate or Veneer**



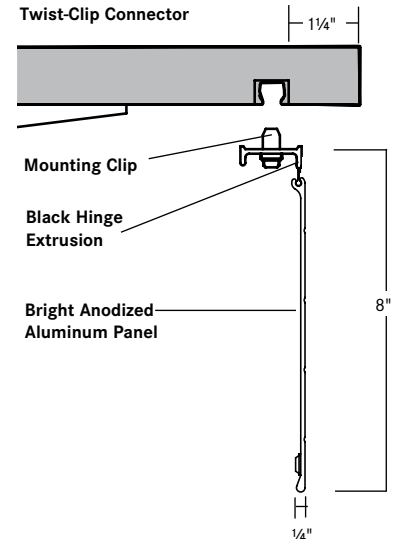
**Hinged Modesty Panel
Anodized Aluminum**



Twist-Clip Connector



Twist-Clip Connector



Ganging Bracket

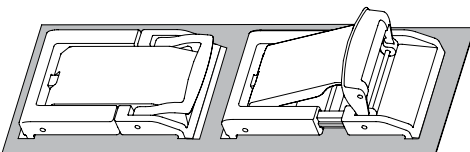
Ganging brackets hold Traction tables secure when ganged. Two brackets are required to gang each table together. Molded nylon brackets insert into channel systems located on the sides and ends of the table top. Closing a flap handle on the bracket pulls tops together and locks tables into place. Tables are released by lifting the handle on the bracket.

The Traction ganging bracket system allows tops to be ganged in any location along the channels of the tables.

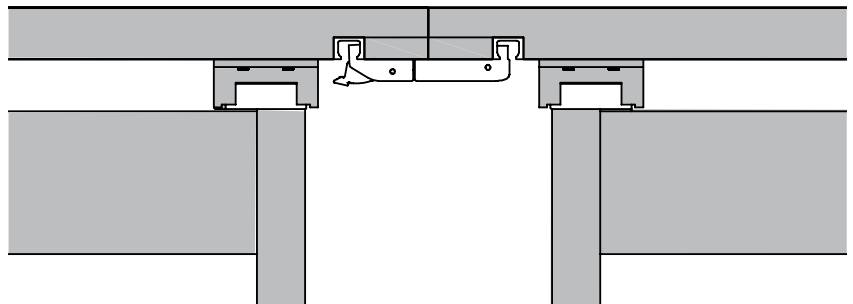
Two brackets and storage plate are included with each table. The storage plate may be stored in the trough when brackets are not in use.

Patent Pending.

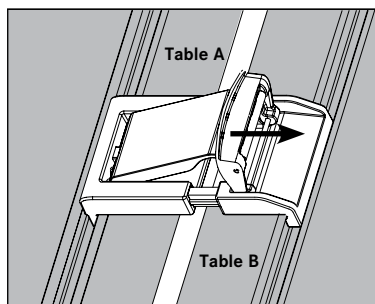
Ganging Brackets with Storage Plate



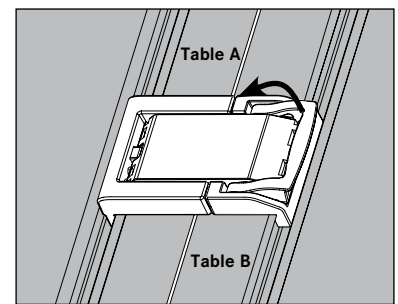
Ganged Tables - Side View



Ganging Bracket - Open Position
Close flap handle to pull tops together.



Ganging Bracket - Closed Position
Lift handle to release tops.



Grommet Location

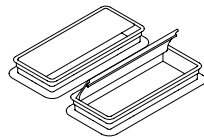
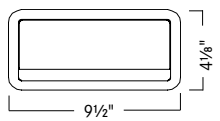
The VFB, pass through grommet, is installed into the worksurface to allow the passage of wires through the surface to a power or communication source beneath. The units easily open for access or wire passage.

The placement of these grommets must be specified on the purchase order and cannot be changed or added after an order is acknowledged and entered into production. Below are the VFB grommet placement options.

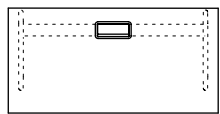
Grommet and power modules must be specified separately.

VFB Grommet

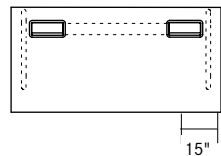
Polished Aluminum Finish



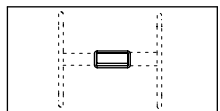
TAB grommet location
C-base - All Tops
Specify VFB grommet separately



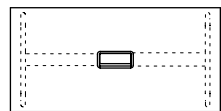
TAA grommet location
C-base - Tops 60"-72"w
Specify VFB grommet separately



TAC grommet location
Inset T-base - All Tops
Specify VFB grommet separately



TAD grommet location
Edge T-base - All Tops
Specify VFB grommet separately



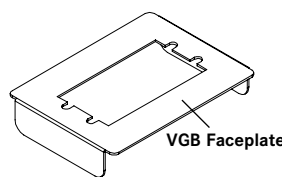
Data and Communication Management

The data and communication management system for Traction is comprised of a basic faceplate (VGB) that supports the installation of various Extron® AAP (Architectural Adaptor Plated) components.

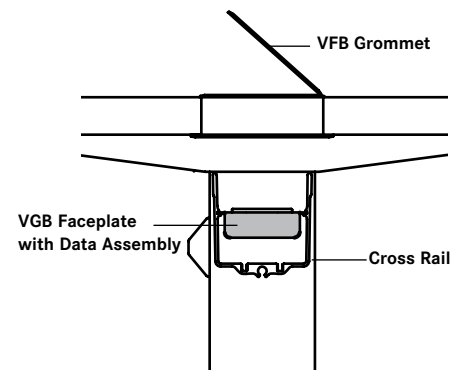
The VGB silver powder coated faceplate is designed to snap into the Traction cross rail. The faceplate has an opening that will accommodate (2) single-space sized AAPs or (1) double-space sized AAP.

Traction offers different styles of Extron AAP modules. These modules allow the table to provide CAT 5e or CAT 6 data for LAN communication and provide (2) different styles of computer and audio connections for laptop connectivity. A black plate is available to fill in the extra space on the VGB faceplate if only (1) single-space sized AAP is used.

Note: The VGB and the AAPs are specified separately and shipped unassembled.



**Cross Section of Channel Rail
VGB Data Faceplate with Extron Module**



Power Management

Communication Grommets

Communication grommets are available with a polished aluminum frame and lid, or an aluminum frame with laminate or veneer lid to access power. The grommet may be installed in the center of the table or along the front edge. Specify grommet location on the purchase order.

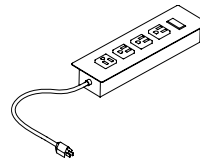
A VFB grommet is used with the VGA corded power module. The VGA has a silver-painted faceplate with (4) 120-volt 15 amp grounded outlets, an integrated switch and breaker. The module has a 10' grounded cord and is designed to snap into the cross rail between the legs. UL Listed (EFile #E301437) and CSA Approved. A grommet must be ordered separately to access power modules in the stretcher.

Surface Mount Power Modules

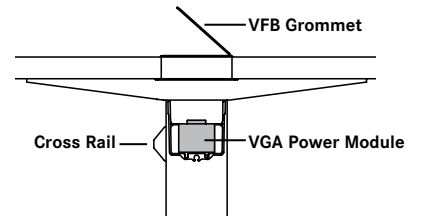
A surface mount module is available in three finishes: black with black receptacles; silver with black receptacles or white with white receptacles. The surface module is positioned in the center of the table and consists of (2) 15 amp receptacles, (1) 2 amp USB-A port, 10 watt and (1) 2 amp USB-C port, 20 watt. A 9' grounded power cord runs through the cross rail to connect direct to the power source.

Surface mount modules are factory installed. Specify the surface mounted corded power sku option for the appropriate base position and power will be included.

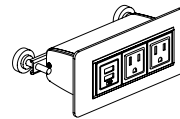
VGA Power Module



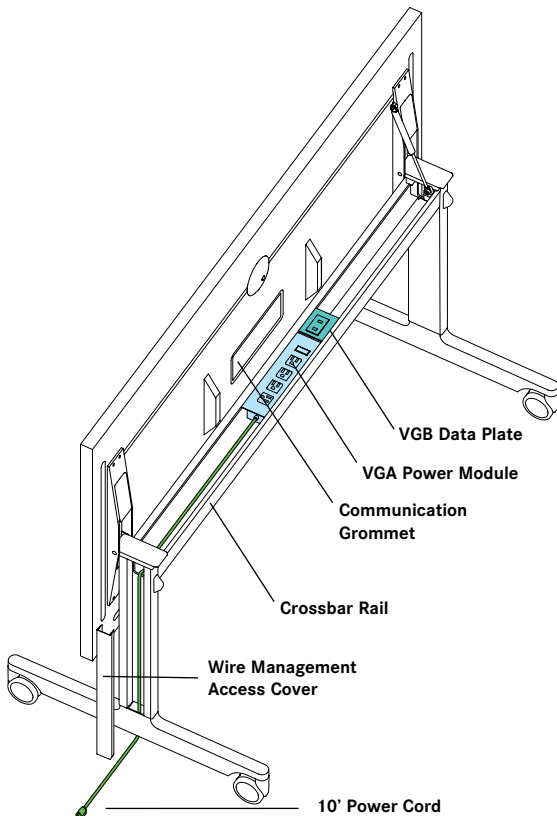
Cross Section of Base



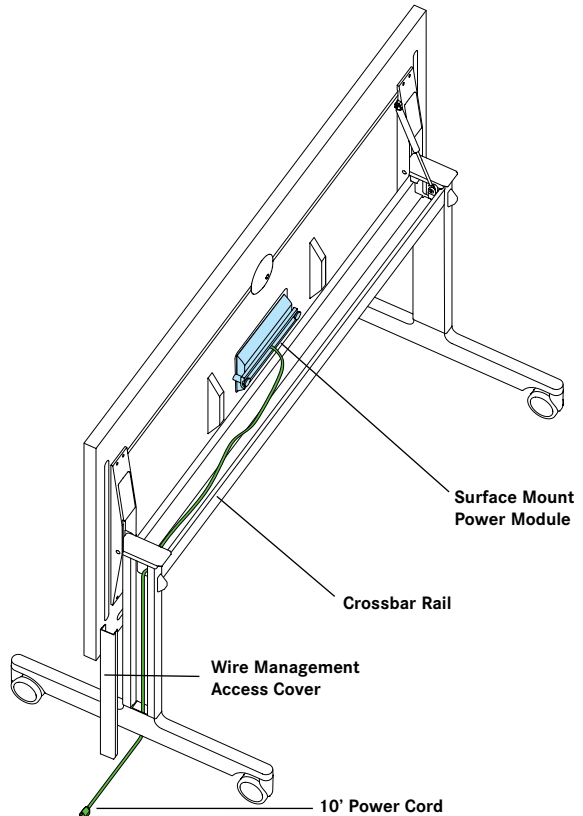
Surface Mount Power Module



Communication Grommet Access



Surface Mount Power Module



Surface Mount Power Module

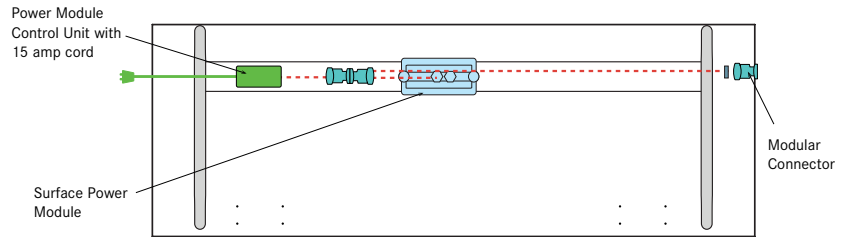
Traction offers a proprietary surface mount power solution allowing quick and easy daisy chain joining of tables. For the surface mount configurations up to (8) tables may be connected to a single power infeed.

The surface mount power configuration uses a (2) 15 amp grounded receptacles, (1) 2 amp USB-A port and (1) 2 amp USB-C port module flush mounted in the center of the table.

A starter table must be specified to begin a run of tables. This starter table includes the power module control unit with the 9' grounded plug that connects to the power source. It also provides circuiting allowing add-on tables to be plugged in to each other in any order, making set-up and reconfiguration quick and easy.

All Traction tables are pre-machined for under mount power.

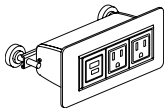
Surface mount configurations can only be daisy chained with other surface mount configurations. The power assembly and the Traction tables are UL962 and CSA 22.2, No. 203.2 approved.



Note: All power and wiring are pre-installed on starter and add-on tables. Specify a right or left power infeed for the starter and add-on tables in a configuration.

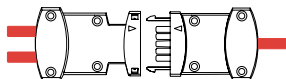
Power Module

Black, Silver or White Finish



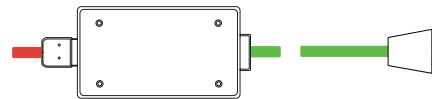
Modular Connector

Matte Black Finish



Power Module Control Unit

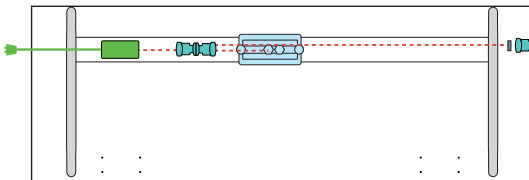
Control Module with 9' Grounded Plug
Installed on Starter Tables



15 amp grounded plug

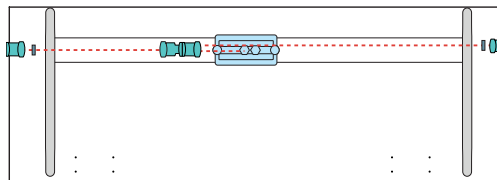
Updated Information Shown in RED
(2) 120 v 60 Hz. 15 amp receptacles
(1) 2 amp USB-A port, 10 watt
(1) 2 amp USB-C port, 20 watt

Starter Table



Left Power Infeed

Add-On Table

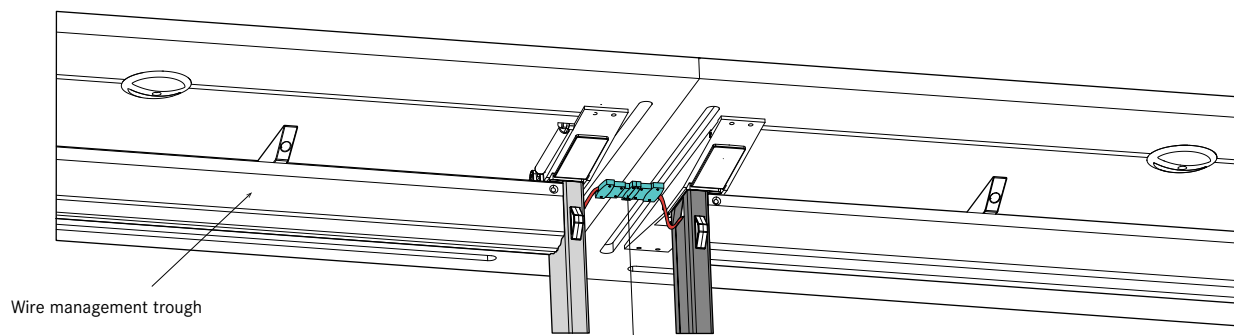


Left Power Add-On

48" - 60"w Tables:
A maximum of (7) add-on tables is possible for a total of (8) daisy chained tables.

66" - 72"w Tables:
A maximum of (3) add-on tables is possible for a total of (4) daisy chained tables.

Connecting Tables With Surface Mount Power Modules



Align arrows and push whips together to connect power.

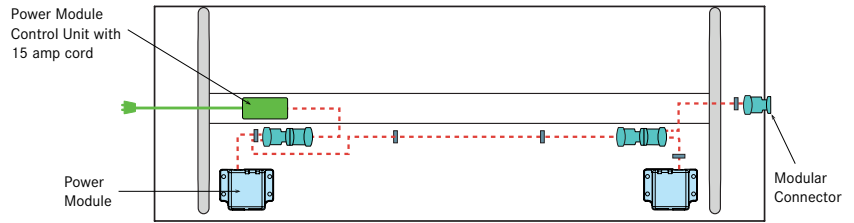
Dual Under Mount Power Module

Traction offers a unique proprietary under mount power solution allowing quick and easy daisy chain joining of tables. For the dual module configuration, up to (4) tables may be connected to a single power infeed. Dual under mount power is not available for 24" T-base tops.

The dual under mount power configuration uses a (1) 15 amp grounded receptacles, (1) 2 amp USB-A port and (1) 2 amp USB-C port module that comes mounted at the edge of the table.

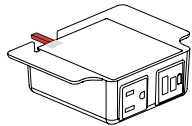
A starter table must be specified to begin a run of tables. This starter table includes the power module control unit that provides the 9' grounded plug to connect to the power-source. It also provides circuiting that allows the add-on tables to be plugged in to each other in any order, making set-up and reconfiguration quick and easy.

All Traction tables are pre-machined for under mount power. Dual module configurations can only be daisy chained with other dual module configurations. The power assembly and the Traction tables are UL962 and CSA 22.2, No. 203.2 approved.

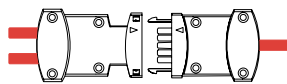


Note: All power and wiring are pre-installed on starter and add-on tables. Specify a right or left power infeed for the starter and add-on tables in a configuration.

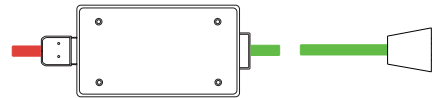
Power Module
Matte Black Finish



Modular Connector
Matte Black Finish



Power Module Control Unit
Control Module with 9' Grounded Plug
Installed on Starter Tables



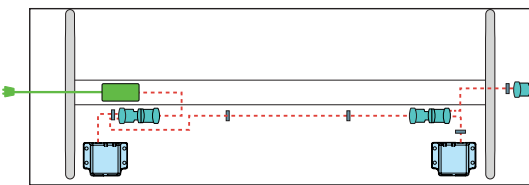
15 amp grounded plug

power + usb-a + usb-c

Updated Information Shown in RED


- (1) 120 v 60 Hz. 15 amp receptacle
- (1) 2 amp USB-A port, 10 watt
- (1) 2 amp USB-C port, 20 watt

Starter Table



Left Power Infeed

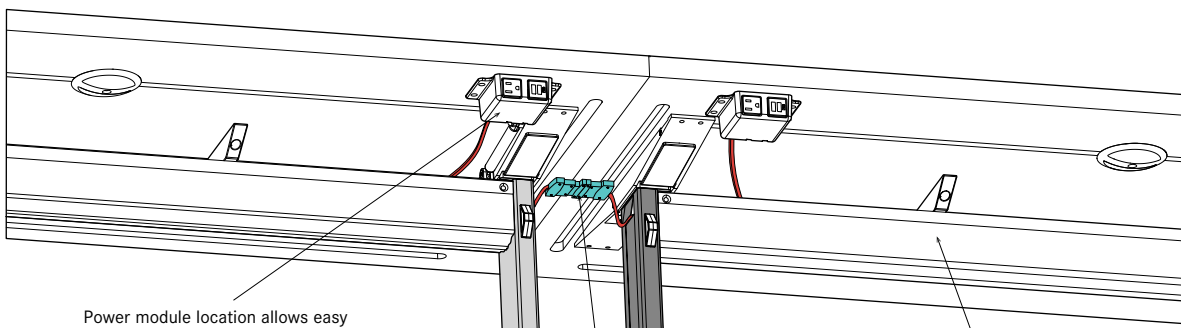
Add-On Table



Left Power Add-On

A maximum of (3) add-on tables is possible for a total of (4) daisy chained tables.

Connecting Tables With Dual Under Mount Power Modules



Power module location allows easy access from the front of table.

Align arrows and push whips together to connect power.

Cords concealed in table trough.

Configurations + Power

The configurations below illustrate the number of receptacles in a particular work configuration. The set-ups shown are only some of the many configurations possible. Every situation is unique and should be assessed appropriately.

Please note that power source needs to be located within 6' of each starter table.

- Starter Table
- Add-on Table
- Power Source

Surface Mount Power Module

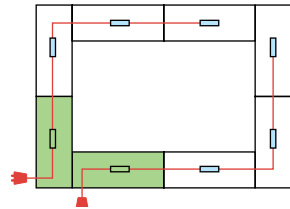
A maximum of (8) 48" w - 60" w tables can be daisy chained together when the surface mount power option is specified.

A maximum of (4) 66" w - 72" w tables can be daisy chained together when the surface mount power option is specified.

Surface mount configurations can only be daisy chained with other surface mount configurations.

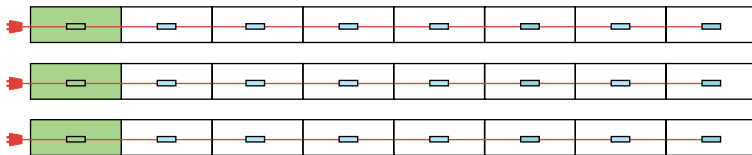
Large Closed Conference

Conference set up with (8) 66" w - 72" w tables with surface mount power units, totaling (16) receptacles and (8) dual USB ports. Requires the customer to order (2) starter tables to power the configuration.



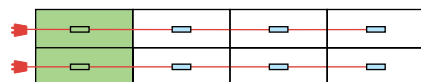
Classroom Seating

Classroom set up with (24) 48" w - 60" w tables with surface mount power units, totaling (16) receptacles and (8) dual USB ports per row. Requires the customer to order (1) starter table to power a row of (8) tables.



Small Closed Conference

Conference set up with (8) 66" w - 72" w tables with surface mount power units, totaling (16) receptacles and (8) dual USB ports. Requires the customer to order (2) starter tables to power the configuration.



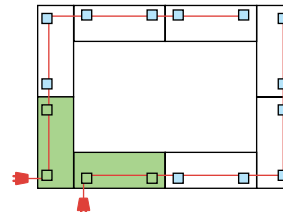
Dual Under Mount Power Module

A maximum of (4) tables can be daisy chained together when the dual under mount power option is specified.

Dual module configurations can only be daisy chained with other dual module configurations.

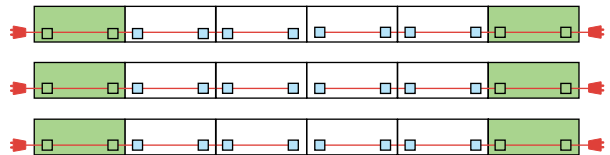
Large Closed Conference

Conference set up with (8) tables with dual under mount power units, totaling (16) receptacles and (16) dual USB ports. Requires the customer to order (2) starter tables to power the configuration.



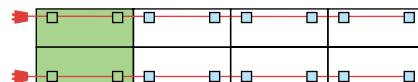
Classroom Seating

Classroom set up with (18) tables with dual under mount power units, totaling (12) receptacles and (12) dual USB ports per row. Requires the customer to order (6) starter tables to power the configuration.



Small Closed Conference

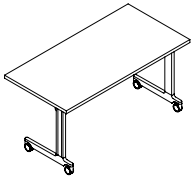
Conference set up with (8) tables with dual under mount power units, totaling (16) receptacles and (16) dual USB ports. Requires the customer to order (2) starter tables to power the configuration.



C-base - standard + communication grommet



folding table with aluminum C-base - front mounted
 specify grommet location code when ordering table with optional communication grommet access to power channel system for ganging brackets, (2) ganging brackets included
 specify glides or casters; specify modesty panel separately
specify separately grommet code VFB and power module VGA

	sku	w	d	h	weight	specifications	PLL solid laminate WGL woodgrain laminate	MPL maple OAK oak WLT walnut
C-base 	YAK	48	24	29	80		\$ 2859	\$ 3392
	YAJ	54	24	29	85		3012	3573
	YAH	60	24	29	90		3042	3606
	YAG	66	24	29	95		3156	3788
	YAF	72	24	29	100		3211	3811
	YAE	48	30	29	90		2989	3545
	YAD	54	30	29	95		3107	3686
	YAC	60	30	29	100		3127	3706
	YAB	66	30	29	105		3243	3851
	YAA	72	30	29	110		3280	3886

specification codes example: TNS-SKU-FLCA000

series	sku	edge	base style	grommet location
traction		FL 1 1/4" flat	CA casters GL glides	000 none see page 10 for location codes
T N S -	-	F L		

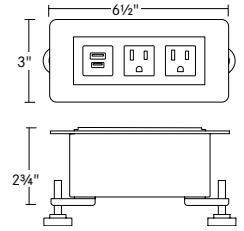
material + finish code example: PA WLT 839

base finish	top material	top finish
PA polished aluminum powder coat upcharge \$275 BK matte black powder coat WH satin white powder coat	PLL solid laminate WGL woodgrain laminate MPL maple OAK oak WLT walnut	see pages 3-4

C-base - surface mount power



folding table with aluminum C-base - front mounted
table includes surface mount power module with (2) 15 amp receptacles,
(1) 2 amp USB-A port and (1) 2 amp USB-C port
9' power cord connects to power source; grounded plug
may be ganged in a configuration but power cannot be daisy chained
channel system for ganging brackets, (2) ganging brackets included
specify glides or casters; specify modesty panel separately



	sku	w	d	h	weight	specifications	PLL solid laminate	MPL maple
							WGL woodgrain laminate	OAK oak WLT walnut
C-base 	HAK	48	24	29	80		\$ 3591	\$ 4153
	HAI	54	24	29	85		3744	4336
	HAH	60	24	29	90		3776	4368
	HAG	66	24	29	95		3888	4550
	HAF	72	24	29	100		3945	4571
	HAE	48	30	29	90		3721	4306
	HAD	54	30	29	95		3840	4446
	HAC	60	30	29	100		3860	4468
	HAB	66	30	29	105		3978	4614
	HAA	72	30	29	110		4014	4646

specification codes example: TNS-SKU-FLCA

series	sku	edge	base style
traction		FL 1 1/4" flat	CA casters GL glides
T N S -	-	F L	

material + finish code example: BK PA WLT 839

power module finish	base finish	top material	top finish
BK black finish black receptacles SV silver finish black receptacles WH white finish white receptacles	PA polished aluminum powder coat upcharge \$275 BK matte black powder coat WH satin white powder coat	PLL solid laminate WGL woodgrain laminate MPL maple OAK oak WLT walnut	sees pages 3-4

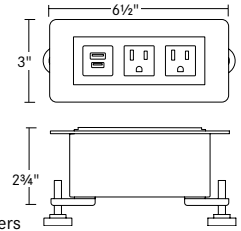
C-base front - surface mount - daisy chain power

folding table with aluminum C-base - front mounted
table includes surface mount power module with (2) 15 amp receptacles, (1) 2 amp USB-A port and (1) 2 amp USB-C port

power pre-installed - see page 13 for electrical details

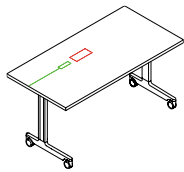
starter table: power module control unit connects maximum of (8) surface mount power tables
add-on table: use in configuration with starter table; maximum of (7) 48"w - 60"w or (3) 66"w - 72"w tables with each starter table

specify power location code LP for left hand power infeed; RP for right hand power infeed, specify glides or casters

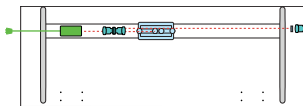


sku	w	d	h	weight	specifications	PLL solid laminate WGL woodgrain laminate	MPL maple OAK oak WLT walnut
-----	---	---	---	--------	----------------	--	------------------------------------

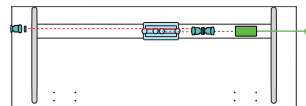
C-base - starter



FAK	48	24	29	80		\$ 4293	\$ 4883
FAJ	54	24	29	85		4447	5065
FAH	60	24	29	90		4480	5099
FAG	66	24	29	95		4592	5281
FAF	72	24	29	100		4650	5304
FAE	48	30	29	90		4423	5035
FAD	54	30	29	95		4543	5176
FAC	60	30	29	100		4563	5200
FAB	66	30	29	105		4680	5344
FAA	72	30	29	110		4716	5378

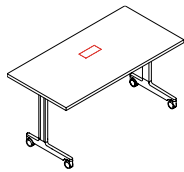


LP Left Power Infeed

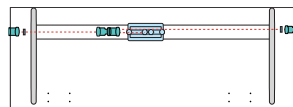


RP Right Power Infeed

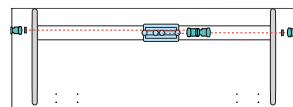
C-base - add-on



GAK	48	24	29	80	maximum 7 add-on tables for every starter table	3690	4255
GAJ	54	24	29	85	maximum 7 add-on tables for every starter table	3843	4439
GAH	60	24	29	90	maximum 7 add-on tables for every starter table	3875	4469
GAG	66	24	29	95	maximum 3 add-on tables for every starter table	3987	4653
GAF	72	24	29	100	maximum 3 add-on tables for every starter table	4044	4675
GAE	48	30	29	90	maximum 7 add-on tables for every starter table	3820	4409
GAD	54	30	29	95	maximum 7 add-on tables for every starter table	3937	4549
GAC	60	30	29	100	maximum 7 add-on tables for every starter table	3960	4570
GAB	66	30	29	105	maximum 3 add-on tables for every starter table	4075	4713
GAA	72	30	29	110	maximum 3 add-on tables for every starter table	4109	4750



LP Left Power Add-On



RP Right Power Add-On

specification codes example: TNS-SKU-FLCALP

series	sku	edge	base style	infeed location
traction		FL 1/4" flat	CA casters GL glides	LP left infeed RP right infeed
T N S -		F L		

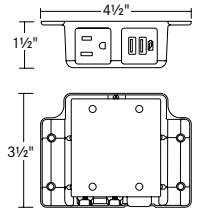
material + finish code example: BK PA WLT 839

power module finish	base finish	top material	top finish
BK black finish black receptacles	PA polished aluminum powder coat upcharge \$275	PLL solid laminate WGL woodgrain laminate	see pages 3-4
SV silver finish black receptacles	BK matte black powder coat	MPL maple OAK oak	
WH white finish white receptacles	WH satin white powder coat	WLT walnut	

C-base - dual under mount - daisy chain power

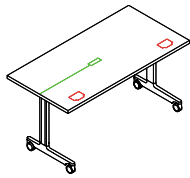
folding table with aluminum C-base - under mounted
 table includes (2) under mount power modules with (1) 15 amp receptacles, (1) 2 amp USB-A port
 and (1) 2 amp USB-C port - **power pre-installed** - see page 14 for electrical details

starter table: power module control unit connects maximum of (4) dual power tables; grounded plug
 add-on table: use in configuration with starter table; maximum of (3) add-on tables with each starter table
 specify power location code LP for left hand power infeed; RP for right hand power infeed
 channel system for ganging brackets, (2) ganging brackets included
 specify glides or casters; specify modesty panel separately

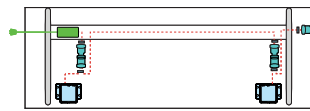


sku	w	d	h	weight	specifications	PLL solid laminate WGL woodgrain laminate	MPL maple OAK oak WLT walnut
-----	---	---	---	--------	----------------	--	------------------------------------

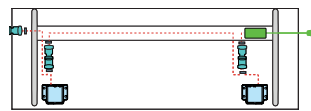
C-base - starter



CAK	48	24	29	90		\$ 4521	\$ 5120
CAJ	54	24	29	90		4675	5303
CAH	60	24	29	90		4705	5333
CAG	66	24	29	90		4818	5517
CAF	72	24	29	90		4874	5539
CAE	48	30	29	90		4652	5272
CAD	54	30	29	95		4770	5412
CAC	60	30	29	100		4790	5434
CAB	66	30	29	105		4907	5579
CAA	72	30	29	110		4942	5612

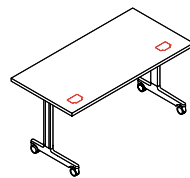


LP Left Power Infeed




RP Right Power Infeed


C-base - add-on



EAK	48	24	29	90	maximum 3 add-on tables for every starter table	3991	4569
EAJ	54	24	29	90	maximum 3 add-on tables for every starter table	4116	4752
EAH	60	24	29	90	maximum 3 add-on tables for every starter table	4177	4784
EAG	66	24	29	90	maximum 3 add-on tables for every starter table	4290	4966
EAF	72	24	29	90	maximum 3 add-on tables for every starter table	4344	4989
EAE	48	30	29	90	maximum 3 add-on tables for every starter table	4123	4724
EAD	54	30	29	95	maximum 3 add-on tables for every starter table	4240	4862
EAC	60	30	29	100	maximum 3 add-on tables for every starter table	4260	4884
EAB	66	30	29	105	maximum 3 add-on tables for every starter table	4376	5028
EAA	72	30	29	110	maximum 3 add-on tables for every starter table	4413	5063



LP Left Power Add-On



RP Right Power Add-On

specification codes example: TNS-SKU-FLCALP

series	sku	edge	base style	infeed location
traction		FL 1/4" flat	CA casters GL glides	LP left infeed RP right infeed
T N S -	-	F L		

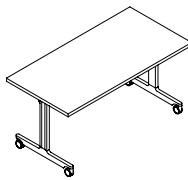
material + finish code example: PA WLT 839

base finish	top material	top finish
PA polished aluminum powder coat upcharge \$275 BK matte black powder coat WH satin white powder coat	PLL solid laminate WGL woodgrain laminate MPL maple OAK oak WLT walnut	see pages 3-4

T-base edge - standard + communication grommet



folding table with aluminum T-base - edge mounted
 specify grommet location code when ordering table with optional communication grommet access to power channel system for ganging brackets, (2) ganging brackets included
 specify glides or casters; specify modesty panel separately
specify separately grommet code VFB and power module VGA

	sku	w	d	h	weight	specifications	PLL solid laminate	MPL maple
							WGL woodgrain laminate	OAK oak WLT walnut
T-base edge 	YBN	48	24	29	85	short end ganging only	\$ 2859	\$ 3392
	YBM	54	24	29	90	short end ganging only	2997	3555
	YBL	60	24	29	95	short end ganging only	3042	3606
	YBK	66	24	29	100	short end ganging only	3169	3761
	YBJ	72	24	29	105	short end ganging only	3211	3811
	YBH	48	30	29	90		2989	3545
	YBG	54	30	29	95		3107	3686
	YBF	60	30	29	100		3127	3706
	YBE	66	30	29	105		3243	3851
	YBD	72	30	29	110		3280	3886
	YBC	60	36	29	110		3311	3926
	YBB	66	36	29	115		3349	3975
	YBA	72	36	29	120		3384	4018

specification codes example: TNS-SKU-FLCAJAB

series	sku	edge	base style	grommet location
traction		FL 1¼" flat	CA casters GL glides	000 none see page 10 for location codes
T N S -	-	F L		

material + finish code example: PA WLT 839

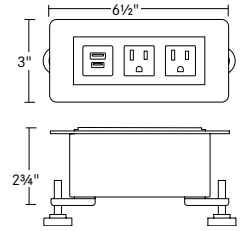
base finish	top material	top finish
PA polished aluminum powder coat upcharge \$275 BK matte black powder coat WH satin white powder coat	PLL solid laminate WGL woodgrain laminate MPL maple OAK oak WLT walnut	see pages 3-4

T-base edge - surface mount power

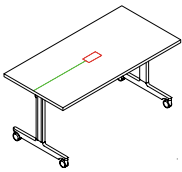


folding table with aluminum T-base - edge mounted
table includes surface mount power module with (2) 15 amp receptacles,
(1) 2 amp USB-A port and (1) 2 amp USB-C port
power pre-installed - see page 13 for electrical details

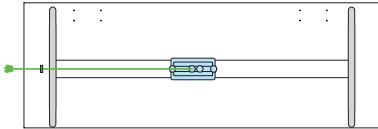
9' power cord connects to power source; grounded plug
may be ganged in a configuration but power cannot be daisy chained
channel system for ganging brackets, (2) ganging brackets included
specify glides or casters; specify modesty panel separately



T-base edge



sku	w	d	h	weight	specifications	PLL solid laminate	MPL maple
						WGL woodgrain laminate	OAK oak WLT walnut
HBN	48	24	29	85	short end ganging only	\$ 3591	\$ 4153
HBM	54	24	29	90	short end ganging only	3732	4318
HBL	60	24	29	95	short end ganging only	3776	4368
HBK	66	24	29	100	short end ganging only	3904	4520
HBJ	72	24	29	105	short end ganging only	3945	4571
HBH	48	30	29	90		3721	4306
HBG	54	30	29	95		3840	4446
HBF	60	30	29	100		3860	4468
HBE	66	30	29	105		3978	4614
HBD	72	30	29	110		4014	4646
HBC	60	36	29	110		4044	4686
HBB	66	36	29	115		4083	4738
HBA	72	36	29	120		4114	4780



specification codes example: TNS-SKU-FLCA

series	sku	edge	base style
traction		FL 1/4" flat	CA casters GL glides
T N S -	-	F L	

material + finish code example: BK PA WLT 839

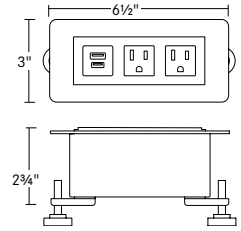
power module finish	base finish	top material	top finish
BK black finish black receptacles SV silver finish black receptacles WH white finish white receptacles	PA polished aluminum powder coat upcharge \$275 BK matte black powder coat WH satin white powder coat	PLL solid laminate WGL woodgrain laminate MPL maple OAK oak WLT walnut	see pages 3-4

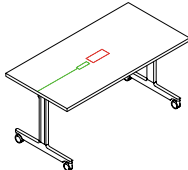
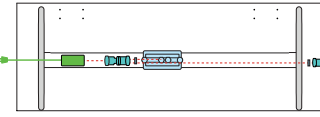
T-base edge - surface mount - daisy chain power



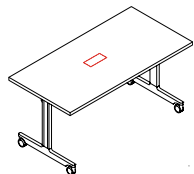
folding table with aluminum T-base - front mounted
 table includes surface mount power module with (2) 15 amp receptacles, (1) 2 amp USB-A port and (1) 2 amp USB-C port, grounded plug
power pre-installed - see page 13 for electrical details

starter table: power module control unit connects maximum of (8) surface mount power tables
 add-on table: use in configuration with starter table; maximum of (7) 48"w - 60"w or (3) 66"w - 72"w tables with each starter table
 channel system for ganging brackets, (2) ganging brackets included

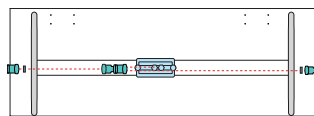


	sku	w	d	h	weight	specifications	PLL solid laminate WGL woodgrain laminate	MPL maple OAK oak WLT walnut	
T-base edge - starter 	FBN	48	24	29	85	short end ganging only	\$ 4293	\$ 4883	
	FBM	54	24	29	90	short end ganging only	4434	5047	
	FBL	60	24	29	95	short end ganging only	4480	5099	
	FBK	66	24	29	100	short end ganging only	4606	5251	
	FBJ	72	24	29	105	short end ganging only	4650	5304	
	FBH	48	30	29	90		4423	5035	
	FBG	54	30	29	95		4543	5176	
	FBF	60	30	29	100		4563	5200	
	FBE	66	30	29	105		4680	5344	
	FBD	72	30	29	110		4716	5378	
	FBC	60	36	29	110		4747	5418	
	FBB	66	36	29	115		4786	5468	
	FBA	72	36	29	120		4820	5510	
									

T-base edge - add-on



GBN	48	24	29	85	maximum 7 add-on tables for every starter table	3690	4255
GBM	54	24	29	90	maximum 7 add-on tables for every starter table	3830	4420
GBL	60	24	29	95	maximum 7 add-on tables for every starter table	3875	4469
GBK	66	24	29	100	maximum 3 add-on tables for every starter table	4003	4623
GBJ	72	24	29	105	maximum 3 add-on tables for every starter table	4044	4675
GBH	48	30	29	90	maximum 7 add-on tables for every starter table	3820	4409
GBG	54	30	29	95	maximum 7 add-on tables for every starter table	3937	4549
GBF	60	30	29	100	maximum 7 add-on tables for every starter table	3960	4570
GBE	66	30	29	105	maximum 3 add-on tables for every starter table	4075	4713
GBD	72	30	29	110	maximum 3 add-on tables for every starter table	4109	4750
GBC	60	36	29	110	maximum 7 add-on tables for every starter table	4144	4789
GBB	66	36	29	115	maximum 3 add-on tables for every starter table	4181	4839
GBA	72	36	29	120	maximum 3 add-on tables for every starter table	4214	4882



specification codes example: TNS-SKU-FLCA

series	sku	edge	base style
traction		FL 1¼" flat	CA casters GL glides
T N S -	-	F L	

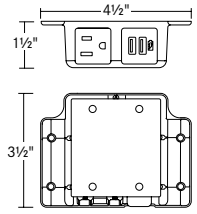
material + finish code example: BK PA WLT 839

power module finish	base finish	top material	top finish
BK black finish black receptacles SV silver finish black receptacles WH white finish white receptacles	PA polished aluminum powder coat upcharge \$275 BK matte black powder coat WH satin white powder coat	PLL solid laminate WGL woodgrain laminate MPL maple OAK oak WLT walnut	see pages 3-4

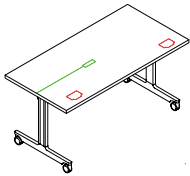
T-base edge - dual under mount - daisy chain power

folding table with aluminum T-base - under mounted
 table includes (2) under mount power modules with (1) 15 amp receptacles, (1) 2 amp USB-A port
 and (1) 2 amp USB-C port - **power pre-installed** - see page 14 for electrical details

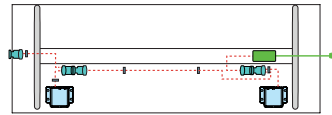
starter table: power module control unit connects maximum of (4) dual power tables; grounded plug
 add-on table: use in configuration with starter table; maximum of (3) add-on tables with each starter table
 specify power location code LP for left hand power infeed; RP for right hand power infeed
 channel system for ganging brackets, (2) ganging brackets included
 specify glides or casters; specify modesty panel separately



	sku	w	d	h	weight	specifications	PLL solid laminate WGL woodgrain laminate	MPL maple OAK oak WLT walnut
T-base edge - starter	CBH	48	30	29	90		\$ 4652	\$ 5272
	CBG	54	30	29	95		4770	5412
	CBF	60	30	29	100		4790	5434
	CBE	66	30	29	105		4907	5579
	CBD	72	30	29	110		4942	5612
	CBC	60	36	29	110		4974	5651
	CBB	66	36	29	115		5013	5703
	CBA	72	36	29	120		5046	5746

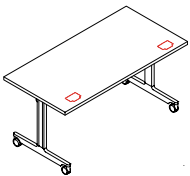


LP Left Power



RP Right Power Infeed

T-base edge - add-on	EBH	48	30	29	90	maximum 3 add-on tables for every starter table	4123	4724
	EBG	54	30	29	95	maximum 3 add-on tables for every starter table	4240	4862
	EBF	60	30	29	100	maximum 3 add-on tables for every starter table	4260	4884
	EBE	66	30	29	105	maximum 3 add-on tables for every starter table	4376	5028
	EBD	72	30	29	110	maximum 3 add-on tables for every starter table	4413	5063
	EBC	60	36	29	110	maximum 3 add-on tables for every starter table	4443	5102
	EBB	66	36	29	115	maximum 3 add-on tables for every starter table	4485	5154
	EBA	72	36	29	120	maximum 3 add-on tables for every starter table	4516	5197



LP Left Power Add-On



RP Right Power Add-On

specification codes example: TNS-SKU-FLCALP

material + finish code example: PA WLT 839

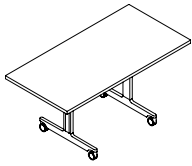
series	sku	edge	base style	infeed location	base finish	top material	top finish
traction		FL 1/4" flat	CA casters GL glides	LP left infeed RP right infeed	PA polished aluminum powder coat upcharge \$275 BK matte black powder coat WH satin white powder coat	PLL solid laminate WGL woodgrain laminate MPL maple OAK oak WLT walnut	see pages 3-4
T N S -		F L					

T-base inset - standard + communication grommet



folding table with aluminum T-base - edge mounted
specify grommet location code when ordering table with optional communication grommet access to power channel system for ganging brackets, (2) ganging brackets included
specify glides or casters; specify modesty panel separately
specify separately grommet code VFB and power module VGA

	sku	w	d	h	weight	specifications	PLL solid laminate	MPL maple
							WGL woodgrain laminate	OAK oak
T-base inset	YCF	60	30	29	100		\$ 3107	\$ 3683
	YCE	66	30	29	105		3243	3847
	YCD	72	30	29	110		3280	3883
	YCC	60	36	29	110		3311	3926
	YCB	66	36	29	115		3349	3974
	YCA	72	36	29	120		3385	4018



specification codes example: TNS-SKU-FLCAJAB

series	sku	edge	base style	grommet location
traction		FL 1¼" flat	CA casters GL glides	000 none see page 10 for location codes
T N S -	-	F L		

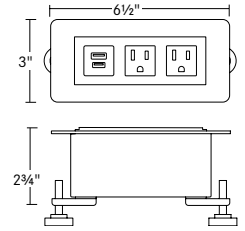
material + finish code example: PA WLT 839

base finish	top material	top finish
PA polished aluminum powder coat upcharge \$275 BK matte black powder coat WH satin white powder coat	PLL solid laminate WGL woodgrain laminate MPL maple OAK oak WLT walnut	see pages 3-4

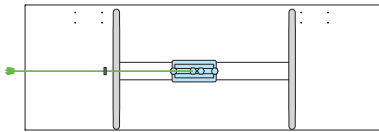
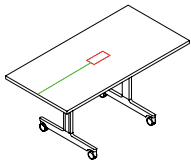
T-base inset - surface mount power



folding table with aluminum T-base - inset mounted
table includes surface mount power module with (2) 15 amp receptacles, (1) 2 amp USB-A port and (1) 2 amp USB-C port
9' power cord connects to power source; grounded plug
may be ganged in a configuration but power cannot be daisy chained
channel system for ganging brackets, (2) ganging brackets included
specify glides or casters; specify modesty panel separately



	sku	w	d	h	weight	specifications	PLL solid laminate	MPL maple
							WGL woodgrain laminate	OAK oak
T-base inset	HCF	60	30	29	100		\$ 3840	\$ 4561
	HCE	66	30	29	105		3978	4614
	HCD	72	30	29	110		4014	4646
	HCC	60	36	29	110		4044	4686
	HCB	66	36	29	115		4083	4736
	HCA	72	36	29	120		4119	4780



specification codes example: TNS-SKU-FLCA

series	sku	edge	base style
traction		FL 1 1/4" flat	CA casters GL glides
T N S -	-	F L	

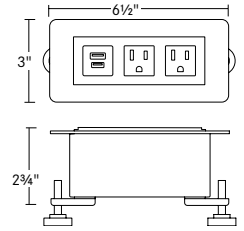
material + finish code example: BK PA WLT 839

power module finish	base finish	top material	top finish
BK black finish black receptacles SV silver finish black receptacles WH white finish white receptacles	PA polished aluminum powder coat upcharge \$275 BK matte black powder coat WH satin white powder coat	PLL solid laminate WGL woodgrain laminate MPL maple OAK oak WLT walnut	see pages 3-4

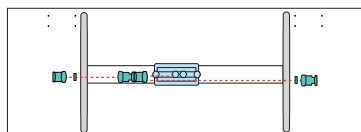
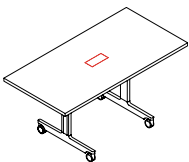
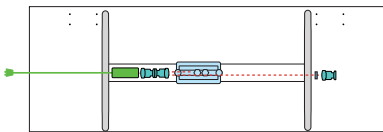
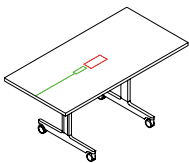
T-base inset - surface mount - daisy chain power



folding table with aluminum T-base - inset mounted
 table includes surface mount power module with (2) 15 amp receptacles, (1) 2 amp USB-A port and (1) 2 amp USB-C port; grounded plug- **power pre-installed** - see page 13 for electrical details
 starter table: power module control unit connects maximum of (8) surface mount power tables
 add-on table: use in configuration with starter table; maximum of (7) 48"w - 60"w or (3) 66"w - 72"w tables with each starter table
 channel system for ganging brackets, (2) ganging brackets included
 specify glides or casters; specify modesty panel separately



	sku	w	d	h	weight	specifications	PLL solid laminate WGL woodgrain laminate	MPL maple OAK oak WLT walnut
T-base inset - starter	FCF	60	30	29	100		\$ 4543	\$ 5291
	FCE	66	30	29	105		4680	5344
	FCD	72	30	29	110		4716	5378
	FCC	60	36	29	110		4747	5418
	FCB	66	36	29	115		4786	5467
	FCA	72	36	29	120		4822	5510
T-base inset - add-on	GCF	60	30	29	100	maximum 7 add-on tables for every starter table	3937	4660
	GCE	66	30	29	105	maximum 3 add-on tables for every starter table	4075	4713
	GCD	72	30	29	110	maximum 3 add-on tables for every starter table	4109	4750
	GCC	60	36	29	110	maximum 7 add-on tables for every starter table	4144	4789
	GCB	66	36	29	115	maximum 3 add-on tables for every starter table	4181	4838
	GCA	72	36	29	120	maximum 3 add-on tables for every starter table	4215	4882



specification codes example: TNS-SKU-FLCA

series	sku	edge	base style
traction		FL 1/4" flat	CA casters GL glides
T N S -	-	F L	

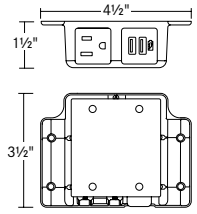
material + finish code example: BK PA WLT 839

power module finish	base finish	top material	top finish
BK black finish black receptacles SV silver finish black receptacles WH white finish white receptacles	PA polished aluminum powder coat upcharge \$275 BK matte black powder coat WH satin white powder coat	PLL solid laminate WGL woodgrain laminate MPL maple OAK oak WLT walnut	see pages 3-4

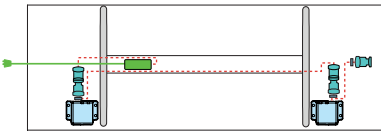
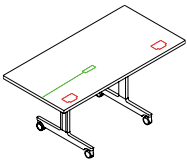
T-base inset - dual under mount - daisy chain power

folding table with aluminum T-base - inset mounted
 table includes (2) under mount power modules with (1) 15 amp receptacles, (1) 2 amp USB-A port
 and (1) 2 amp USB-C port - **power pre-installed** - see page 14 for electrical details

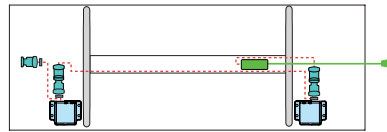
starter table: power module control unit connects maximum of (4) dual power tables; grounded plug
 add-on table: use in configuration with starter table; maximum of (3) add-on tables with each starter table
 specify power location code LP for left hand power infeed; RP for right hand power infeed
 channel system for ganging brackets, (2) ganging brackets included
 specify glides or casters; specify modesty panel separately



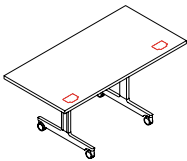
	sku	w	d	h	weight	specifications	PLL solid laminate WGL woodgrain laminate	MPL maple OAK oak WLT walnut
T-base inset - starter	CCF	60	30	29	100		\$ 4770	\$ 5526
	CCE	66	30	29	105		4907	5579
	CCD	72	30	29	110		4942	5612
	CCC	60	36	29	110		4974	5651
	CCB	66	36	29	115		5013	5702
	CCA	72	36	29	120		5047	5746
T-base inset - add-on	DCF	60	30	29	100	maximum 3 add-on tables for every starter table	4240	4975
	DCE	66	30	29	105	maximum 3 add-on tables for every starter table	4376	5028
	DCD	72	30	29	110	maximum 3 add-on tables for every starter table	4413	5063
	DCC	60	36	29	110	maximum 3 add-on tables for every starter table	4443	5102
	DCB	66	36	29	115	maximum 3 add-on tables for every starter table	4485	5153
	DCA	72	36	29	120	maximum 3 add-on tables for every starter table	4517	5197




LP Left Power Infeed



RP Right Power Infeed



LP Left Power Add-On



RP Right Power Add-On

specification codes example: TNS-SKU-FLCALP

series	sku	edge	base style	infeed location
traction		FL 1/4" flat	CA casters GL glides	LP left infeed RP right infeed
T N S -	-	F L		

material + finish code example: PA WLT 839

base finish	top material	top finish
PA polished aluminum powder coat upcharge \$275 BK matte black powder coat WH satin white powder coat	PLL solid laminate WGL woodgrain laminate MPL maple OAK oak WLT walnut	see pages 3-4

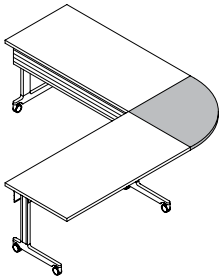
corner worksurface



use with rectangular tables
mounting hardware included
when using the corner worksurface in conjunction with surface
mount daisy chained power, jumpers must be ordered. see page 33.

	sku	w	d	h	weight	specifications	PLL solid laminate	MPL maple
							WGL woodgrain laminate	OAK oak
corner worksurface	YDG	24	24	1¼	30		\$ 1334	\$ 2131
	YDF	30	30	1¼	35		1401	2170

Note: When using the corner worksurface in conjunction with surface mount daisy chained power, jumpers must be ordered. Jumpers count as a power unit when calculating the number of tables in a powered configuration. See page 33.



specification codes example: TNS-SKU

series	sku
traction	
T N S -	

material + finish code example: PA WLT 839

top material	top finish
PLL solid laminate WGL woodgrain laminate MPL maple OAK oak WLT walnut	see pages 3-4

half-round and teleconference tables - C-base

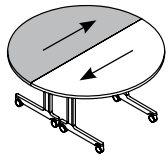


folding table with aluminum C-base
 specify grommet placement code JAB or TAB when ordering table with optional lid access to power
 specify separately grommet code VFB and power module VGA
 channel system for ganging brackets, (2) ganging brackets included
 specify glides or casters; specify modesty panel separately
 half-round folding table: gang (2) tables to create round tables
 teleconference folding table: trapezoidal shape for use with rectangular tables, (2) ganging brackets included

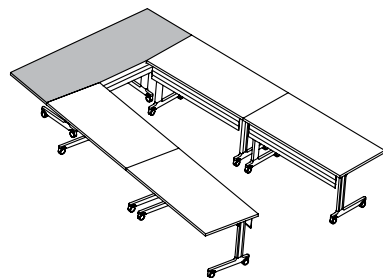
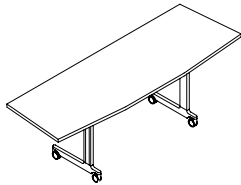
	sku	w	d	h	weight	specifications	PLL solid laminate WGL woodgrain laminate	MPL maple OAK oak WLT walnut
half-round	YDC	48	24	29	80	use with WHZ or 8HZ modesty panel	\$ 2685	\$ 3189
	YDB	60	30	29	100	use with WHY or 8HY modesty panel	2805	3326
	YDA	72	36	29	120	use with WHX or 8HX modesty panel	2902	3443



Note: When ganged as shown veneer direction will not match.
 If matched veneers required. Order as custom sku.



teleconference	YDE	76½	30	29	140	use with 24"d tables, WHZ or 8HZ modesty panel	3267	3875
	YDD	88¾	30	29	155	use with 30"d tables, WHZ or 8HZ modesty panel	3627	4308



specification codes example: TNS-SKU-FLCA000

series	sku	edge	base style	grommet location
traction		FL 1¼" flat	CA casters GL glides	000 none see page 10 for location codes
T N S -	-	F L		

material + finish code example: PA WLT 839

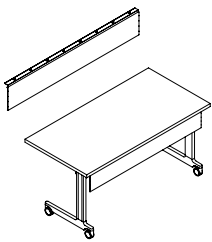
base finish	top material	top finish
PA polished aluminum powder coat upcharge \$275 BK matte black powder coat WH satin white powder coat	PLL solid laminate WGL woodgrain laminate MPL maple OAK oak WLT walnut	see pages 3-4

modesty panel for traction tables



wood veneer, laminate or aluminum and a variety of powder coat finishes
installs with twist-lock panel clips
hinge stop bracket
specify material and finish codes

	sku	w	d	h	weight	specifications	PLL solid laminate WGL woodgrain laminate	MPL maple OAK oak WLT walnut
wood veneer or laminate modesty panel	WHZ	24½	¾	8	8	use with 60"w T-base inset	\$ 591	\$ 1298
	WHY	30½	¾	8	8	use with 66"w T-base inset	628	1363
	WHX	36½	¾	8	8	use with 48"w C-base and T-base edge, 72"w T-base inset	711	1468
	WHW	42½	¾	8	10	use with 54"w C-base and T-base edge	734	1508
	WHV	48½	¾	8	10	use with 60"w C-base and T-base edge	771	1561
	WHU	54½	¾	8	12	use with 66"w C-base and T-base edge	804	1592
	WHT	60½	¾	8	12	use with 72"w C-base and T-base edge	834	1662



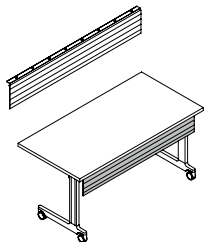
specification codes example: TNS-SKU

series	sku
traction	
T N S -	

material + finish code example: WLT 839

material	finish
PLL solid laminate WGL woodgrain laminate MPL maple OAK oak WLT walnut	see page 3-6

	sku	w	d	h	weight	specifications	aluminum
bright anodized aluminum modesty panel	8HZ	29¾	¼	8	4	use with 60"w T-base inset	\$ 416
	8HY	35¾	¼	8	4	use with 66"w T-base inset	416
	8HX	41¾	¼	8	4	use with 48"w C-base and T-base edge, 72"w T-base inset	436
	8HW	47¾	¼	8	5	use with 54"w C-base and T-base edge	457
	8HV	53¾	¼	8	5	use with 60"w C-base and T-base edge	474
	8HU	59¾	¼	8	6	use with 66"w C-base and T-base edge	496
	8HT	65¾	¼	8	6	use with 72"w C-base and T-base edge	520

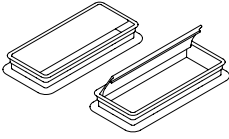


specification codes example: TNS-SKU

series	sku
traction	
T N S -	

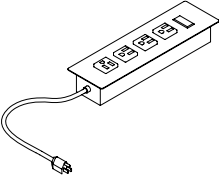
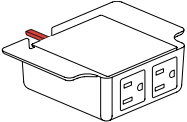
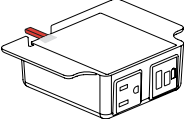
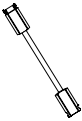


finish code example: PA

finish
PA polished aluminum powder coat upcharge \$50 BK matte black powder coat WH satin white powder coat

description	sku	w	d	h	weight	specifications	price
 <p>communication grommet aluminum</p> <p>available only in polished aluminum frame use with laminate or veneer tops specify location when ordering top specify material and finish codes</p>	VFB	9½	4⅝	1¼	5		\$ 702

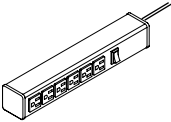






specification codes example: ACS-SKU

series	sku
accessories	
A C S -	







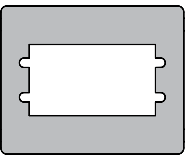
description	sku	w	d	h	weight	specifications	price
 <p>power module</p> <p>silver powder coat faceplate (4) 120 v 60 Hz. 15 amp grounded receptacles 10' with a three-wire grounded plug intergraded switch and breaker snaps into stretcher channel rail UL/CSA Listed</p>	VGA	10½	3	2¼	2		\$ 596
 <p>power module</p> <p>(2) 120 v 60 Hz. 15 amp grounded receptacles 9' cord grounded plug UL 962 listed</p> <p>Not for use with surface mount or dual module configurations Can be added to any Serif standard table as a single power source</p>	UPK	4¾	3½	1½			335
 <p>power module</p> <p>(1) 120 v 60 Hz. 15 amp receptacle (1) 2 amp USB-A port, 10 watt (1) 2 amp USB-C port, 20 watt 9' cord grounded plug UL 962 listed</p> <p>Not for use with surface mount or dual module configurations Can be added to any Serif standard table as a single power source</p>	UPM	4¾	3½	1½			585
 <p>jumper kit</p> <p>JMC 24 1¼ 1½ 1 use with 24" corner worksurface JMF 42 1¼ 1½ 1 use with 30 and 36" corner worksurfaces</p> <p>Note: When using the corner worksurface in conjunction with surface mount daisy chained power, jumpers must be ordered. Jumpers count as a power unit when calculating the number of tables in a powered configuration.</p>							148 161
 <p>ganging brackets</p> <p>(2) replacement brackets with storage plate molded nylon stores in cross rail when not in use</p>	H84	9¼	3	¾	1		221
 <p>cable clamp</p> <p>for underside of table (4) clips per package gray finish</p>	E5E	1	1	¾	1		80

specification codes example: ACS-SKU

series	sku
accessories	
A C S -	

description	sku	w	d	h		price
 <p>power strip</p> <p>6 outlet center; 110v 15 amp 15' plug-in cord surge protector UL Listed</p>	VNY	12¼	2	1¾		\$ 579
 <p>blank plate</p> <p>Extron® AAP blank plate with black powder coat finish single space insert</p>	VGG	3½	-	5⁄8		171
 <p>cable pass-through module</p> <p>Extron® AAP single space, cable pass-through plates sold as a set of (2) black powder coat finish</p>	VGY	3½	-	1¾		487
 <p>phone/data module</p> <p>Extron® AAP two RJ-45 pass-through barrels CAT 5e single space insert</p>	VGD	3½	-	5⁄8		367
 <p>phone/data module</p> <p>Extron® AAP one RJ-45 female to punch down block leviton CAT6 data single space insert</p>	V GK	3½	-	5⁄8		294
 <p>phone/data module</p> <p>Extron® AAP two RJ-45 female to punch down block leviton CAT6 data single space insert</p>	V GP	3½	-	5⁄8		408
 <p>phone/data module</p> <p>Extron® AAP two RJ-45 female to punch down block AMP CAT6 data single space insert</p>	V GL	3½	-	5⁄8		408

series	sku
accessories	
A C S -	

	description	sku	w	d	h	price
	phone/data module Extron® AAP two RJ-45 female to punch down block higher than CAT6 data type connectors systemax MGS500 backward compatible double space insert	VGQ	3½	-	1⅜	\$ 555
	computer/audio/video module Extron® AAP HDMI female to HDMI female on 10" pigtail single space insert	VG3	3½	-	⅝	408
	control/computer module Extron® AAP two USB A female to female barrels single space insert	VGR	3½	-	⅝	408
	power plate charging module type 5 VDC USB C power outlet 3 A/45 watts type 5 VDC USB A power outlet 2.1A/10.5 watts of power for charging mobile devices, single space insert	VG9	3½	-	⅝	1395
	usb charging module Extron® AAP Power Plate charging module 2 5 VCD USB power outlets 2.1 A / 10.5 watts of power for charging mobile devices single space insert	VGU	3½	-	⅝	791
	computer/audio/video module Extron® SuperPlate 110 - HDMI/DisplayPort/Stereo Audio/USB HDMI: female to female, 10" (25 cm) pigtail DisplayPort: female to female, 10" (25 cm) pigtail Stereo/Audio: 3.5 mm mini jack to captive screw, 10" (25 cm) pigtail USB A: female to female, 10" (25 cm) pigtail double space insert	VG6	3½	-	1⅝	647
	blank data faceplate silver powder coat finish designed for use with Extron® AAP modules double space opening for use with 2 single space or 1 double space module	VGB	4	3	⅙ 1	126

series	sku
accessories	
A C S -	

Prices and Specifications

Prices and specifications are subject to change without notice. All prices quoted will be FOB our factories. If applicable, sales tax will be based on ship-to destination.

Bernhardt Design reserves the right to make changes in dimensions, construction, price lists, or product literature without prior notice.

All measurements and weights are approximate and subject to change without notice.

Order Entry

All orders are subject to final acceptance by Bernhardt Design in Lenoir, NC. Receipt of our acknowledgment indicates acceptance of your order subject to the terms set forth on the acknowledgment.

Bernhardt Design attempts to clarify all purchase orders. However, in the event the price list number and description on the purchase order differ, the price list number will prevail.

Changes/Cancellation

All orders in production are considered firm orders and are not subject to changes or cancellation.

Shipping

Bernhardt Design will ship in accordance with customer instructions whenever possible. For convenience, Bernhardt Design offers a guaranteed freight program (GFP). Bernhardt Design will exercise our best judgment in selecting a carrier under our GFP. When selecting a carrier, Bernhardt Design will make our best effort to meet requested delivery dates.

Transportation lead-times and delays including equipment problems, weather, general traffic, traffic accidents, customer warehouse space, labor disputes, customer changes, etc., that occur on a carrier will not be the responsibility of Bernhardt Design. Furthermore, Bernhardt Design will not be responsible for additional costs incurred due to aforementioned delays.

For customers who decline our GFP, Bernhardt Design will stage orders for pick up at 1% of the list price, or \$75 minimum.

Customer orders in production will be shipped as scheduled and will not be held. Bernhardt Design reserves the right to make partial shipments on any order, unless notified otherwise by the customer.

High quality cartoning meeting trucking and railroad specifications is standard at no extra charge. Some items may be blanket wrapped for shipment.

Freight Damage and Claims

Bernhardt Design is not liable for any damages to products that occur during transit or storage. The carrier assumes all responsibility upon acceptance of product. It is the customer's responsibility to inspect products upon receipt and file any claims with the carrier. No product should be refused. If products are received damaged, a written exception should be made on the bill of lading and an immediate inspection be requested of the carrier.

Concealed damage must be reported to the carrier within 10 business days from date of delivery. Failure to make claims shall constitute acceptance of the products and waiver any claims of defects, errors or shortages.

In the event delivery is made on a Bernhardt Design truck, the products should be carefully inspected for transit damage. If contents are damaged, the driver should be notified to call his dispatcher for immediate disposition.

Concealed damage must be reported within 10 business days from date of delivery and product/package held for inspection by a Bernhardt Design representative. Replacements for product damaged in shipment or storage will be manufactured upon receipt of a purchase order.

Returns

No merchandise may be returned to Bernhardt Design without written consent in the form of a Return Authorization from our Quality Assurance Department stating why item is being returned and how item will be shipped.

Unauthorized returns will be automatically refused by our receiving department as well as returns not in accordance with Bernhardt Design shipping instructions. Liability for defective merchandise shall be limited to the replacement or repair of that merchandise, and Bernhardt Design shall not be liable for other damages or losses.

Terms and Credit

Pricing and terms of sale apply to orders accepted by Bernhardt Design, and no terms, stipulations, or conditions contained in the dealer's submitted purchase orders shall have any force or effect. Bernhardt Design requires a completed and signed credit application from every dealer. Bernhardt Design also requires dealers to provide a Blanket Certificate of Resale/Use containing valid sales tax exemption number(s) for their respective state(s).

If credit has been approved, the standard terms for all Bernhardt Design products are Net 30 from the invoice date. In certain instances, as an additional condition of order acceptance, buyer may be required to provide a deposit at time of order and/or remit the balance before shipment is released. If credit has not been approved, a 100% prepayment, including any freight charges, is required prior to production.

Acceptable forms of payment include a certified check or electronic bank transfer. For information on where to send check/electronic bank information contact our Financial Services Department. If a dealer or company check is submitted, three (3) weeks should be allowed for the clearance of the check. If electronic bank transfer is submitted, one (1) week should be allowed for the clearance of the electronic bank transfer. The order is subject to cancellation if payment in full is not received within three (3) weeks from the acknowledgment date.

The dealer may not make deductions for advertising, promotions, quality problems, freight, or any other reason without prior authorization by Bernhardt Design. Such a deduction could result in the curtailment or suspension of further shipments until the matter is resolved. Delinquency notices are generated and mailed periodically. Service charges of 18% per annum will be added to each past-due transaction. Unpaid service charges

will be accrued and invoiced on a periodic basis. Past-due notices may result in orders being held until the situation is resolved. This credit hold could prevent orders from being placed into production or shipped. Orders not in production that are placed on credit hold for three (3) weeks will be subject to cancellation.

Severe past-due situations may result in the employment of a collection agency or other collection litigation. If any collection activity is necessary regarding a dealer account, the dealer will be responsible for the payment of any and all attorney and collection agency fees.

A slow payment history may result in reducing or eliminating an open line of credit. At the discretion of Bernhardt Design, amounts owed by a dealer to Bernhardt Design arising from any transaction or dealings between the dealer and Bernhardt Design may be offset against any amounts owed to the dealer by Bernhardt Design.

Warranty

Bernhardt Design will repair or replace, at its discretion, any product or part thereof which fails as the result of defects in material and workmanship, under single shift use and normal care for five years from date of shipment. This warranty shall apply only to the original purchaser.

This warranty does not cover normal wear and tear, misuse or abuse of product, dramatic temperature changes, exposure to unusual conditions or damages incurred by contact with seating products, tables, desks or other surfaces. Natural color changes, variations or movements in lumber or veneer products, exposure to extreme temperature changes and direct sunlight may cause color changes and/or surface damage. These are circumstances beyond the control of Bernhardt Design and are not warranty issues. Repair or replacement of discontinued product will be at the discretion of Bernhardt Design.

This warranty is the customer's exclusive remedy for product defect and does not apply to damage caused by a freight carrier, dealer, installer, user modification, attachments to a product, or any third party. Bernhardt Design has the exclusive right to make the final determination of product misuse or abuse. Except as stated above, Bernhardt Design makes no express or implied warranties as to any product, and in particular, makes no warranty of merchantability or of fitness for any particular purpose. Bernhardt Design shall not be liable for any consequential or incidental damages or for commercial loss arising from any product defect.

Operational Parts Warranty

Drawer glides, drawer boxes, drawer pulls, and lock mechanisms have a Life-Time Warranty for original purchaser. Power and communication components are warranted for one year.

Parts Order

Bernhardt Design parts have a \$25 net minimum per order. This does not include freight costs.

Custom Design

Bernhardt Design may alter products to meet specific needs. Contact your local sales representative when a custom design is needed. Custom designs,

if approved, require minimum quantities, additional leadtime and upcharges. A custom job number, available from your Bernhardt Design sales representative, must be submitted with purchase orders.

Orders combining custom design with standard product cannot be scheduled for production until custom items are approved. Custom design orders are not subject to revision or cancellation after acknowledgment.

Wood Finishes

Bernhardt Design tables are available in finishes that are compatible with credenzas and seating finishes. However, finishes on tables may vary slightly from those on seating due to the natural characteristics of the wood. No absolute match is implied or guaranteed.

Light Finishes

Bernhardt Design offers lighter finishes on certain veneers and solid woods. When specifying light finishes the natural characteristics of the wood will be visible and color will vary.

Natural characteristics include the natural discolorations of the wood substance and color variations in glued up stock. These natural characteristics are not considered defects by Bernhardt Design, and therefore merchandise will not be replaced.

Special Finishes

Special finishes, made to customer specifications and subject to factory approval, may be available at a **10% net upcharge with a \$500 net minimum**.

Additional leadtime may be required for special finish items. Special finish orders will not be acknowledged until the special finish sample is approved in writing and received by Bernhardt Design Customer Service. Special finish orders are not subject to revision or cancellation after acknowledgment.

Installation and Maintenance

All freestanding tables and credenzas are equipped with leveling devices. Local floor conditions vary, and it is always necessary to properly adjust leveling devices. Proper leveling is essential to the alignment and function of doors and drawers.

Improperly leveled units result in misaligned doors and drawers and may impair locking mechanisms or other functional hardware.

After the initial installation of credenzas, it may be necessary to readjust and align the units to compensate for settling. This should be expected as a matter of routine maintenance and follow-up to assure proper case function.

Proper installation of Bernhardt Design tables and credenzas is the responsibility of the dealer. Improperly installed units can result in permanent damage to case components. Damage due to improperly installed furniture not covered under product warranty.

Orders combining custom design with standard product cannot be scheduled for production until custom items are approved. Custom design orders are not subject to revision or cancellation after acknowledgment.

Care and Cleaning

Finished wood surfaces should be cleaned with a soft damp cloth, wiping in the direction of the grain. Furniture should be buffed dry immediately with a soft cloth.

Design and Patent Rights

All of the products shown in Bernhardt Design catalogs and described in Bernhardt Design price lists are, and remain, the property of Bernhardt Design, with the sole right reserved to manufacture and to distribute.

Some of the product designs shown are patented in the United States and will remain the property of Bernhardt Design. Any reproduction of the products constitutes an infringement of patented copyright laws and will be subject to prosecution.

Environmental

Some tables and credenzas are LEVEL[®] for ANSI/BIFMA e3-2019 – Furniture Sustainability Standard and SCS Indoor Advantage[™] Gold certified. Visit the product page at bernhardtdesign.com for certifications.

Preferred Carrier Guaranteed Freight Rates

Freight charges will be applied to orders as a separate line item based on the zones listed. Rates are based on zones with a minimum for each zone. All zones are located within the Continental United States.

The freight amount is calculated on the total merchandise list COM price. Additional freight fuel surcharges may apply. Rates are based on deliveries made Monday through Friday, 8 am until 5 pm.

All orders are shipped by Bernhardt Design company trucks or preferred carriers specified by Bernhardt Design. **If a purchase order does not specify that the product must ship complete, Bernhardt Design reserves the right to select the most effective shipping method necessary, including split shipments.** Dealer warehouse information, including phone number and contact name, must be specified on the purchase order.

Zone	Percent	Minimum
Zone 1	3%	\$150
Zone 2	4%	\$150
Zone 3	5%	\$150
Zone 4	5.5%	\$150
Zone 5	6%	\$150

Percent bases on List Price.

Direct site deliveries may be requested with an additional freight cost. Requests for direct site deliveries must be made 2 weeks prior to the scheduled ship week and meet the following criteria:

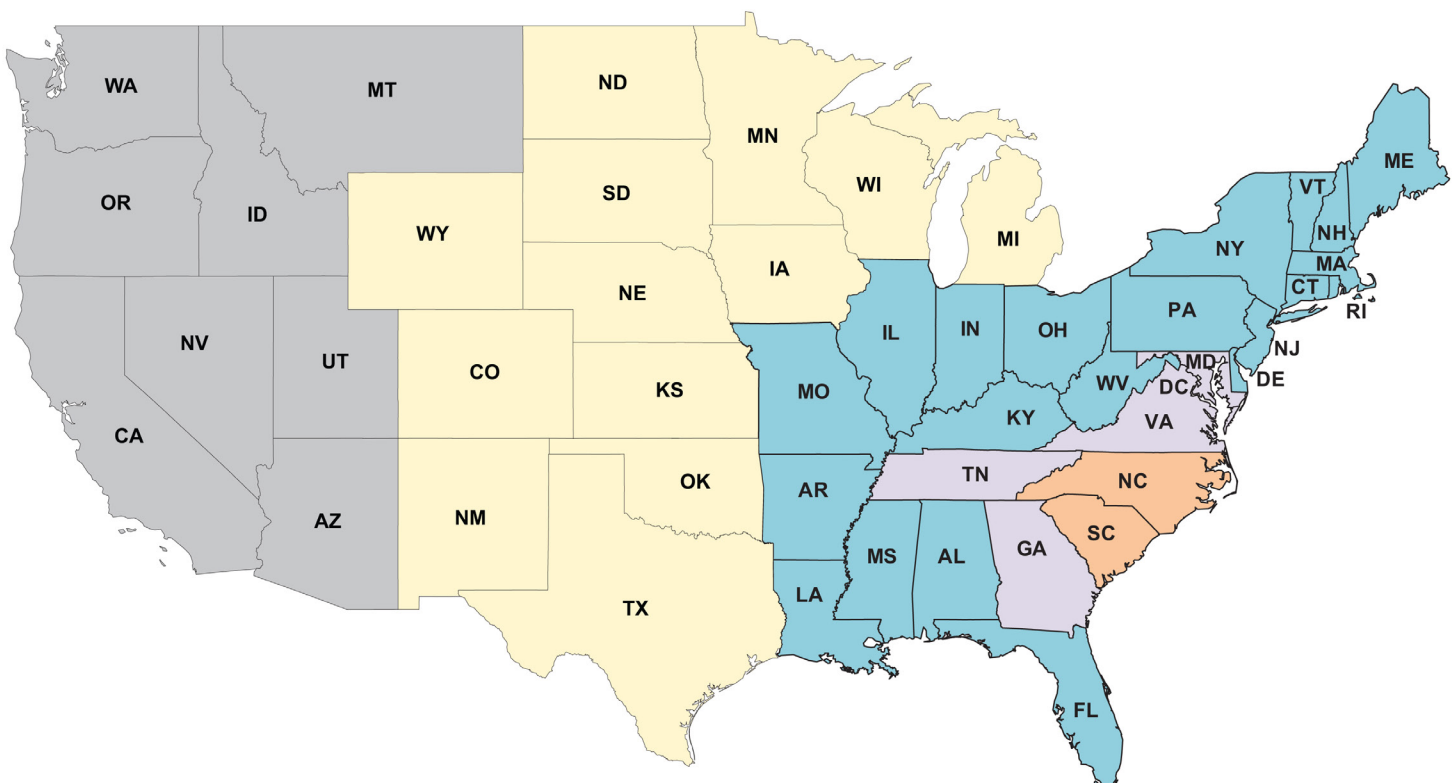
- Minimum of half truckload
- Delivery site accessible by a 53' trailer
- Complete delivery site address with contact name and on-site phone number
- Labor available for unloading

Deliveries that do not meet the criteria must be directed to a receiver warehouse. If a receiver warehouse is not available, the dealer may make arrangements with their own 3rd party carrier. If a 3rd party carrier is elected, a contact name, phone number and e-mail address is required.

Bernhardt Design has a no touch freight policy. Drivers are not allowed to unload freight.

Weekend direct site deliveries will incur a \$500 per trailer weekend delivery fee. Weekend is defined as between 5 pm Friday and 8 am Monday.

Customers who decline GFP should refer to the shipping section of the Terms and Conditions page.



Preferred Carrier Guaranteed Freight Rates - Canada

Freight charges will be applied to orders as a separate line item based on the zones listed. Rates are based on zones with a minimum for each zone.

The freight amount is calculated on the total merchandise list COM price. Additional freight fuel surcharges may apply. Rates are based on deliveries made Monday through Friday, 8 am until 5 pm.

All orders are shipped by Bernhardt Design company trucks or preferred carriers specified by Bernhardt Design. If a purchase order does not specify that the product must ship complete, Bernhardt Design reserves the right to select the most effective shipping method necessary, including split shipments. Dealer warehouse information, including phone number and contact name, must be specified on the purchase order.

Direct site deliveries may be requested with an additional freight cost. Requests for direct site deliveries must be made 2 weeks prior to the scheduled ship week and meet the following criteria:

- Minimum of half truckload
- Delivery site accessible by a 53' trailer
- Complete delivery site address with contact name and on-site phone number
- Labor available for unloading

Deliveries that do not meet the criteria must be directed to a receiver warehouse. If a receiver warehouse is not available, the dealer may make arrangements with their own 3rd party carrier. If a 3rd party carrier is elected, a contact name, phone number and e-mail address is required.

Bernhardt Design has a no touch freight policy. Drivers are not allowed to unload freight.

Weekend direct site deliveries will incur a \$500 per trailer weekend delivery fee. Weekend is defined as between 5 pm Friday and 8 am Monday.

Customers who decline GFP should refer to the shipping section of the Terms and Conditions page.

Zone	Minimums	Freight	Avg. Bus. Days
Zone 1	\$200	5%	10-15
Zone 2	\$200	9%	10-15
Zone 3	\$200	8%	10-15
Zone 4	\$200	11%	10-15
Zone 5	Quote	Quote	

The attached rates are strictly freight and do not include brokerage fees.

