



### OVERVIEW

Elemental tables have optional color casters and matching color leg sets. The unique color legs comes in three configurations; fixed height (EG), adjustable height (EA), fixed height for use with casters (EC), and low range adjustable height (EL).

### MATERIALS

The 1 1/4" thick work surface consists of a 45 lb density particle board core with a 0.030" high pressure laminated surface and a 0.020" melamine backer sheet. The edge of the tabletop features your choice of a 3/8" bumper t-mold or 4mm t-mold, which is then fastened to the underside of the work surface every 6 to 8 inches to assure a long lasting fit. An 11 gauge steel stiffener is mounted under all table tops over 48" in width.

### LEG STYLE 14 15

1. EG - Fixed-Height 30"
2. EC - Fixed-Height 27" (use w/ 3" casters = 30"H).
3. EA - Adjustable Height 19" - 33" (with glides)
4. EL - Low Range Adjustable Height 11" - 17" (with glides)

The Elemental leg sets are constructed of 14-gauge steel with a durable powdercoat paint finish in one of five colors. The legs are reinforced by a gusseted, 'spade' shaped, mounting plate. Each one of the 6 legs attach to the pre-drilled holes in the top with 10 #10 x 5/8" screws per leg. Legs come standard with a nylon base glide.

### OPTIONAL CASTERS



Optional dual-wheel 3" casters available, ordered separately as their own line item. 5-Star Table uses 5-pack, model 17578

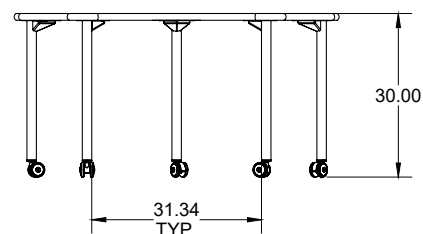
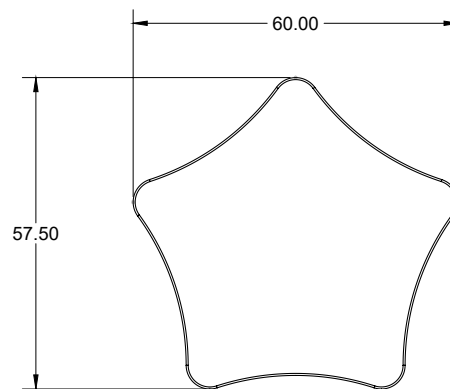
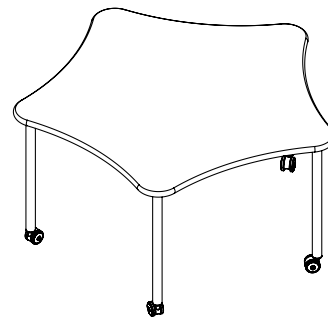
### BUILD PART NUMBER

EL	<span style="background-color: #0070C0; color: white; padding: 2px 5px;">5</span>	<span style="background-color: #0070C0; color: white; padding: 2px 5px;">S</span>	<span style="background-color: #0070C0; color: white; padding: 2px 5px;">6</span>	<span style="background-color: #0070C0; color: white; padding: 2px 5px;">0</span>	<span style="background-color: #0070C0; color: white; padding: 2px 5px;">7</span>	<span style="background-color: #0070C0; color: white; padding: 2px 5px;">8</span>	<span style="background-color: #0070C0; color: white; padding: 2px 5px;">9</span>	<span style="background-color: #0070C0; color: white; padding: 2px 5px;">10</span>	<span style="background-color: #0070C0; color: white; padding: 2px 5px;">11</span>	<span style="background-color: #0070C0; color: white; padding: 2px 5px;">12</span>	<span style="background-color: #0070C0; color: white; padding: 2px 5px;">13</span>	<span style="background-color: #0070C0; color: white; padding: 2px 5px;">14</span>	<span style="background-color: #0070C0; color: white; padding: 2px 5px;">15</span>
	Choose MODEL				Pick Laminate Color			Pick Edge Color	Pick Leg Color			Pick Leg Style	

### DIMENSIONS

Model	Description	Leg Type	D"	H"	WT
EL5S60 - EG	5-Star Table	Fixed height w/glides	60 dia.	30	95
EL5S60 - EC	5-Star Table	Fixed height w/glides	60 dia.	27.5	99
EL5S60 - EC*	5-Star Table	Fixed height w/casters	60 dia.	30	99
EL5S60 - EA	5-Star Table	Adj. height w/glides	60 dia.	19-33	98
EL5S60 - EL	5-Star Table	Low range w/glides	60 dia.	11-17	97

\*Casters sold separately



Drawings shown with 'EC' style legs, with optional 3" casters added.

## STANDARD LAMINATE OPTIONS

Want to specify a different laminate?

No problem. If you have 20 or more tops of the same color -60 or -38 there is no upcharge. Have 20 or less? We can quote for you with the Wilsonart code and – finish style. We can specify other laminates – call to inquire and get a quote.

## SUGGESTED SURFACE LAMINATE OPTIONS



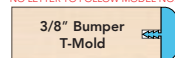
All 20 of the standard laminates are -60 finish, if you need to match a laminate from a previous year, please let us know on your order (example Pewter Mesh 4878-38, our standard is -60).

When the WilsonArt Laminate code includes a “Y”, “K”, “-12” “-78”, “Aeon” etc, these are special laminates with an upcharge, even when it contains -38 or -60.

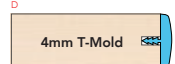
## Top and Edge Options:

### Standard (EL)

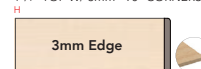
1 1/4" TOP W/ BUMPER T-MOLD  
NO LETTER TO FOLLOW MODEL NO.



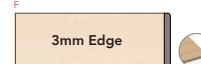
1 1/4" TOP W/ 4MM T-MOLD




1 1/4" TOP W/ 3MM - 90° CORNERS



1 1/4" TOP W/ 3MM - ROUND CORNERS




## STANDARD EDGE COLOR OPTIONS



## LEG COLOR OPTIONS

\*Additional Lead Time



## EDGE COLOR OPTIONS WITH ADDITIONAL LEAD TIME



## ELEMENTAL LEG STYLE



3" Casters make table height 30."

Castors sold separately

### LEG STYLE:

1. EG - Fixed-Height 30"
2. EC - Fixed-Height 27" (use w/ 3" casters = 30"H).
3. EA - Adjustable Height (19" - 33" w/ glides) (21.5" - 35.5" w/ 3" casters)
4. EL - Low Range Adjustable (11" - 17" w/ glides) (13.5" - 19.5" w/ 3" casters)