



OVERVIEW

Elemental Nest & Fold tables have 5 frame colors, with matching colored casters standard. The unique colored legs are fixed in height at 30" high. The tables' work surface flips upwards for convenient nesting.

MATERIALS

The 1 1/4" thick work surface consists of a 45lb density particle board core with a 0.030" high pressure laminated surface and a 0.020" melamine backer sheet. The edge of the tabletop features your choice of a 3/8" bumper t-mold or 4mm t-mold, which is then fastened to the underside of the work surface every 6 to 8 inches to assure a long lasting fit. Mounted under the work surface is a 11 gauge steel stiffener for reinforcement.

LEG STYLE

The Elemental leg sets are constructed of 16-gauge steel with a durable powdercoat paint finish in one of five colors. The pull-bar and mounting beam are also constructed of 16-gauge steel.

COLOR MATCHING CASTERS



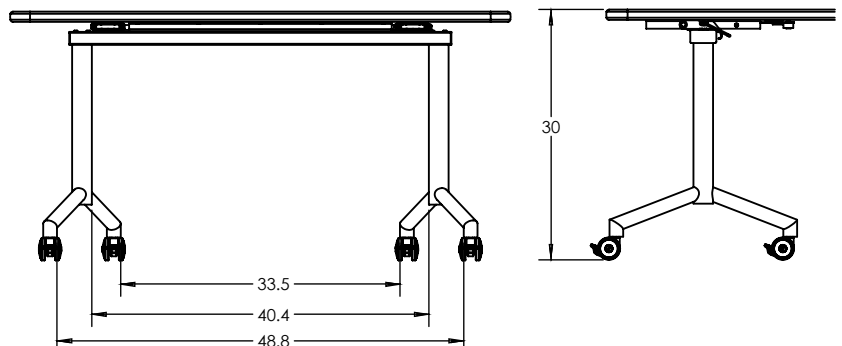
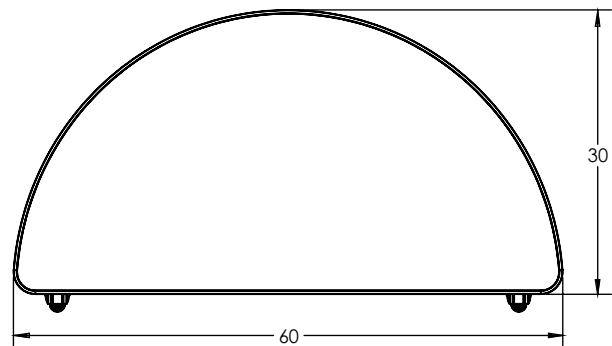
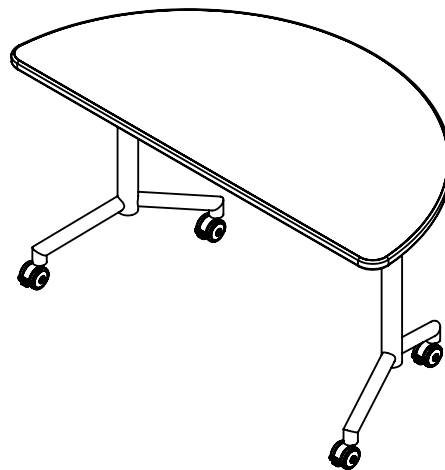
Casters are included with Elemental Nest & Fold

BUILD PART NUMBER

NL	6	0	H	R	7	8	9	10	11	12	13	E	F
	Choose MODEL				Pick Laminate Color			Pick Edge Color	Pick Leg Color			Pick Leg Style	

DIMENSIONS

Model	Description	D"	W"	H"	WT
NL60HR - EF	Half Round 60" Nest and Fold Table - Fixed Height	30	60	30	109



STANDARD LAMINATE OPTIONS

Want to specify a different laminate?

No problem. If you have 20 or more tops of the same color -60 or -38 there is no upcharge. Have 20 or less? We can quote for you with the Wilsonart code and – finish style. We can specify other laminates – call to inquire and get a quote.

SUGGESTED SURFACE LAMINATE OPTIONS 7 8 9

 ARCTIC WHITE S2730-60	 ASH WENG S3404-60	 ASIAN NIGHT 7949-60	 BOARDWALK OAK 7983-60	 BUKA BARK 7982-60	 CLASSIC LINEN 4943-60	 CLAY WENG S3407-60
 CLEAR MAPLE S2409-38	 FLAX LINEN 4990-60	 FRENCH PEAR 8220-60	 FUSION MAPLE 7909-60	 GREY NEBULA 4622-60	 HIGH RISE 4996-60	 MISSION MAPLE 7990-60
 NEW AGE OAK 7938-60	 NORTH SEA GRAY D90-60	 PALISADES OAK 7987-60	 PEWTER MESH 4878-60	 STORM WENG S3405-60	 VIRGINIA WALNUT S2535-38	

STANDARD EDGE COLOR OPTIONS 10

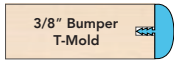
 APPLE	 BLACK	 CERULEAN	 CHARCOAL
 NAVY	 PERSIAN BLUE	 PLATINUM	

EDGE COLOR OPTIONS WITH ADDITIONAL LEAD TIME 10

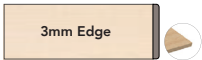
 BLUEBERRY	 BURGUNDY	 CHAMPAGNE	 FOREST GREEN
 ORANGE	 PURPLE	 RED	 YELLOW

Top and Edge Options: 1 2

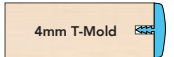
Standard (NL)
1 1/4" TOP W/ BUMPER T-MOLD
NO LETTER TO FOLLOW MODEL NO.



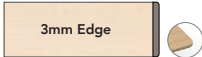
1 1/4" TOP W/ 3MM - 90° CORNERS
H



1 1/4" TOP W/ 4MM T-MOLD
D








1 1/4" TOP W/ 3MM - ROUND CORNERS
F



All 20 of the standard laminates are -60 finish, if you need to match a laminate from a previous year, please let us know on your order (example Pewter Mesh 4878-38, our standard is -60).

When the WilsonArt Laminate code includes a "Y", "K", "-12" "-78", "Aeon" etc, these are special laminates with an upcharge, even when it contains -38 or -60.

LEG COLOR OPTIONS **Additional Lead Time* 11 12 13

 APPLE	 CERULEAN	 CHARCOAL
 PLATINUM	 ORANGE*	