



BUILD PART NUMBER

NL 2 4 4 8 | 7 8 9 | 10 | 11 12 13 | E J

Choose MODEL | Pick Laminate Color | Pick Edge Color | Pick Leg Color | Pick Leg Style

DIMENSIONS

Model	Description	Leg Type	D"	W"	H"	WT
NL2448 - EJ	24x48 Nest & Fold	Adj. height w/casters	24	48	29-40	84

OVERVIEW

Elemental Nest & Fold tables have 5 frame colors, with matching colored casters standard. The unique colored legs are adjustable in height from 29" to 40" high. The tables' work surface flips upwards for convenient nesting.

MATERIALS

The 1 1/4" thick work surface consists of a 45 lb density particle board core with a 0.030" high pressure laminated surface and a 0.020" melamine backer sheet. The edge of the tabletop features your choice of a 3/8" bumper t-mold or 4mm t-mold, which is then fastened to the underside of the work surface every 6 to 8 inches to assure a long lasting fit. Mounted under the work surface is a 11 gauge steel stiffener for reinforcement.

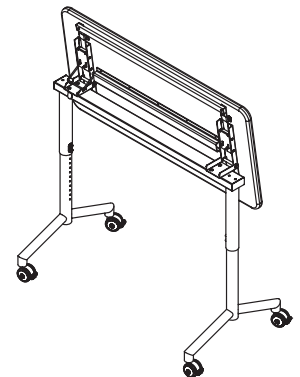
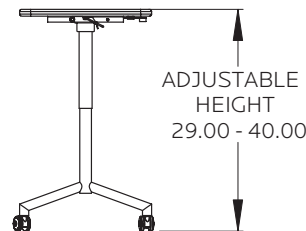
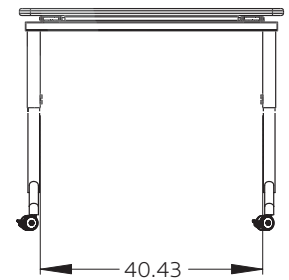
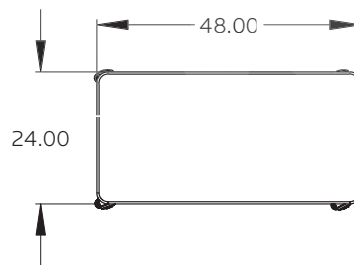
LEG STYLE

The Elemental let sets are constructed of 16-gauge steel with a durable powdercoat paint finish in one of five colors. The pull-bar and mounting beam are also constructed of 16-gauge steel.

COLOR MATCHING CASTERS



Castors are included with Elemental Nest & Fold



STANDARD LAMINATE OPTIONS

Want to specify a different laminate?

No problem. If you have 20 or more tops of the same color -60 or -38 there is no upcharge. Have 20 or less? We can quote for you with the Wilsonart code and – finish style. We can specify other laminates – call to inquire and get a quote.

Top and Edge Options: [1](#) [2](#)

Standard (NL)

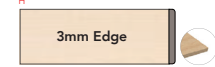
1 1/4" TOP W/ BUMPER T-MOLD
NO LETTER TO FOLLOW MODEL NO.



1 1/4" TOP W/ 4MM T-MOLD



1 1/4" TOP W/ 3MM - 90° CORNERS



1 1/4" TOP W/ 3MM - ROUND CORNERS



SUGGESTED SURFACE LAMINATE OPTIONS [7](#) [8](#) [9](#)



STANDARD EDGE COLOR OPTIONS [10](#)



All 20 of the standard laminates are -60 finish, if you need to match a laminate from a previous year, please let us know on your order (example Pewter Mesh 4878-38, our standard is -60).

When the WilsonArt Laminate code includes a "Y", "K", "-12", "-78", "Aeon" etc, these are special laminates with an upcharge, even when it contains -38 or -60.

EDGE COLOR OPTIONS WITH ADDITIONAL LEAD TIME [10](#)



LEG COLOR OPTIONS **Additional Lead Time* [11](#) [12](#) [13](#)

