



Model Shown #NL2460-EJ

OVERVIEW

Elemental Nest & Fold tables have 5 frame colors, with matching colored casters standard. The unique colored legs are fixed in height at 30" high. The tables' work surface flips upwards for convenient nesting.

MATERIALS

The 1 1/4" thick work surface consists of a 45 lb density particle board core with a 0.030" high pressure laminated surface and a 0.020" melamine backer sheet. The edge of the tabletop features your choice of a 3/8" bumper t-mold or 4mm t-mold, which is then fastened to the underside of the work surface every 6 to 8 inches to assure a long lasting fit. Mounted under the work surface is a 11 gauge steel stiffener for reinforcement.

LEG STYLE

The Elemental leg sets are constructed of 16-gauge steel with a durable powdercoat paint finish in one of five colors. The pull-bar and mounting beam are also constructed of 16-gauge steel.

COLOR MATCHING CASTERS



Casters are included with Elemental Nest & Fold

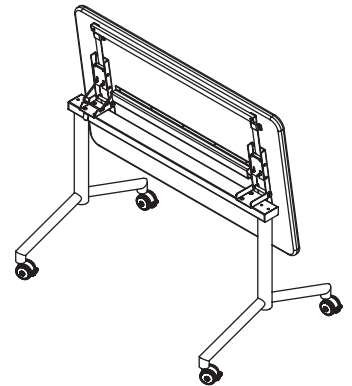
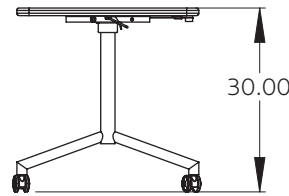
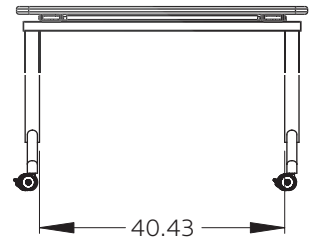
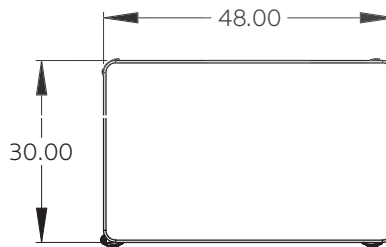
BUILD PART NUMBER

NL **3 0 4 8** | **7 8 9** | **10** | **11 12 13** | **E F**

Choose MODEL Pick Laminate Color Pick Edge Color Pick Leg Color Pick Leg Style

DIMENSIONS

Model	Description	Leg Type	D"	W"	H"	WT
NL3048 - EF	30x48 Nest & Fold	Fixed height w/casters	30	48	30	93



STANDARD LAMINATE OPTIONS

Want to specify a different laminate?

No problem. If you have 20 or more tops of the same color -60 or -38 there is no upcharge. Have 20 or less? We can quote for you with the Wilsonart code and – finish style. We can specify other laminates – call to inquire and get a quote.

Top and Edge Options: [1](#) [2](#)

Standard (NL)

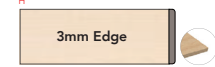
1 1/4" TOP W/ BUMPER T-MOLD
NO LETTER TO FOLLOW MODEL NO.



1 1/4" TOP W/ 4MM T-MOLD



1 1/4" TOP W/ 3MM - 90° CORNERS



1 1/4" TOP W/ 3MM - ROUND CORNERS



SUGGESTED SURFACE LAMINATE OPTIONS [7](#) [8](#) [9](#)



STANDARD EDGE COLOR OPTIONS [10](#)



All 20 of the standard laminates are -60 finish, if you need to match a laminate from a previous year, please let us know on your order (example Pewter Mesh 4878-38, our standard is -60).

When the WilsonArt Laminate code includes a "Y", "K", "-12", "-78", "Aeon" etc, these are special laminates with an upcharge, even when it contains -38 or -60.

EDGE COLOR OPTIONS WITH ADDITIONAL LEAD TIME [10](#)



LEG COLOR OPTIONS **Additional Lead Time* [11](#) [12](#) [13](#)

