



Model # Shown: EL72SG

OVERVIEW

Elemental tables have optional color casters and matching color leg sets. The unique color legs comes in three configurations; fixed height (EG), adjustable height (EA), fixed height for use with casters (EC), and low range adjustable height (EL).

MATERIALS

The 1 1/4" thick work surface consists of a 45 lb density particle board core with a 0.030" high pressure laminated surface and a 0.020" melamine backer sheet. The edge of the tabletop features your choice of a 3/8" bumper t-mold or 4mm t-mold, which is then fastened to the underside of the work surface every 6 to 8 inches to assure a long lasting fit. An 11 gauge steel stiffener is mounted under all table tops over 48" in width.

LEG STYLE

14 15

1. EG - Fixed-Height 30"
2. EC - Fixed-Height 27" (use w/ 3" casters = 30"H).
3. EA - Adjustable Height 19" - 33" (with glides)
4. EL - Low Range Adjustable Height 11" - 17" (with glides)

The Elemental leg sets are constructed of 14-gauge steel with a durable powdercoat paint finish in one of five colors. The legs are reinforced by a gusseted, 'spade' shaped, mounting plate. Each one of the 6 legs attach to the pre-drilled holes in the top with 10 #10 x 5/8" screws per leg. Legs come standard with a nylon base glide.

OPTIONAL CASTERS



Optional dual-wheel 3" casters available, ordered separately as their own line item. Squiggle Table uses 4-pack, model 17576 (for black) and 17577 (for color).

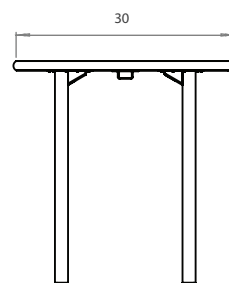
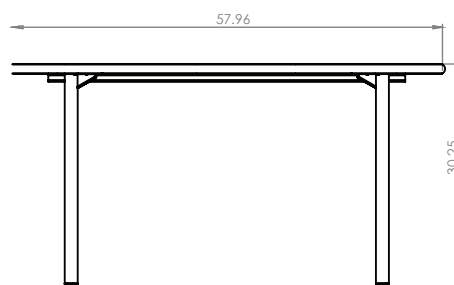

BUILD PART NUMBER

EL	6	0	S	G	7	8	9	10	11	12	13	14	15
	Choose MODEL				Pick Laminate Color			Pick Edge Color	Pick Leg Color			Pick Leg Style	

DIMENSIONS

Model	Description	Leg Type	D"	W"	H"	WT
EL60SG - EG	Squiggle Table	Fixed height w/glides	30	60	30	84
EL60SG - EC	Squiggle Table	Fixed height w/glides	30	60	27.5	79
EL60SG - EC*	Squiggle Table	Fixed height w/casters	30	60	30	79
EL60SG - EA	Squiggle Table	Adj. height w/glides	30	60	19-33	86
EL60SG - EL	Squiggle Table	Low range w/glides	30	60	11-17	85

*Casters sold separately



STANDARD LAMINATE OPTIONS

Want to specify a different laminate?

No problem. If you have 20 or more tops of the same color -60 or -38 there is no upcharge. Have 20 or less? We can quote for you with the Wilsonart code and – finish style. We can specify other laminates – call to inquire and get a quote.

SUGGESTED SURFACE LAMINATE OPTIONS



All 20 of the standard laminates are -60 finish, if you need to match a laminate from a previous year, please let us know on your order (example Pewter Mesh 4878-38, our standard is -60).

When the WilsonArt Laminate code includes a “Y”, “K”, “-12” “-78”, “Aeon” etc, these are special laminates with an upcharge, even when it contains -38 or -60.

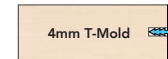
Top and Edge Options: 1 2

Standard (EL)

1 1/4" TOP W/ BUMPER T-MOLD
NO LETTER TO FOLLOW MODEL NO.



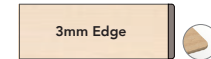
1 1/4" TOP W/ 4MM T-MOLD
D



1 1/4" TOP W/ 3MM - 90° CORNERS
H




1 1/4" TOP W/ 3MM - ROUND CORNERS
F



STANDARD EDGE COLOR OPTIONS 10



LEG COLOR OPTIONS *Additional Lead Time 11 12 13



EDGE COLOR OPTIONS WITH ADDITIONAL LEAD TIME 10



ELEMENTAL LEG STYLE 14 15



3" Casters make table height 30."

Castors sold separately

LEG STYLE:

1. EG - Fixed-Height 30"
2. EC - Fixed-Height 27" (use w/ 3" casters = 30"H).
3. EA - Adjustable Height (19" - 33" w/ glides) (21.5" - 35.5" w/ 3" casters)
4. EL - Low Range Adjustable (11" - 17" w/ glides) (13.5" - 19.5" w/ 3" casters)