



Model # Shown: 56008E

OVERVIEW

The Flowform Round Trapezoid Table features rounded corners in a trapezoid shape. Pair with our Flowform Soft Seating and Storage to create individual zones for student engagement and learning.

MATERIALS

The 3/4" thick worksurface consists of a 45 lb density particle board core with a .030" high pressure laminated surface and a .020" melamine backer sheet. Rounded edges blend and form into our Flowform storage units for a cohesive space.

The frame consists of a welded box frame, secured to the underside for added structural rigidity. The legs are bolted to the underside of the table top as well as the box frame. Legs are angled triangle tubing that adjust from 26" - 40" height in 1" increments.

WEIGHT CAPACITY: 400 lbs

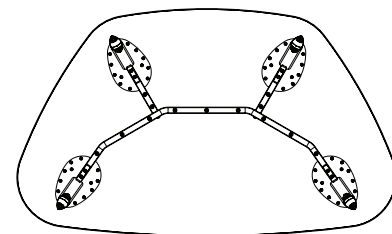
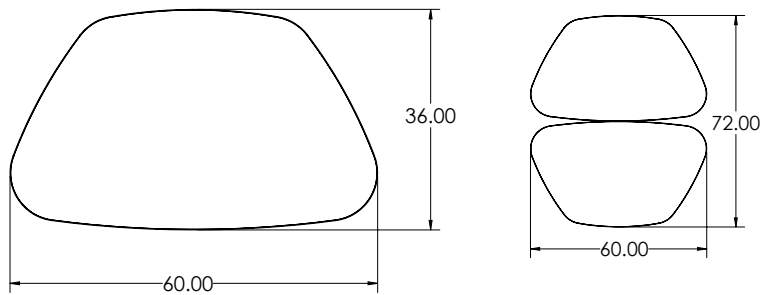
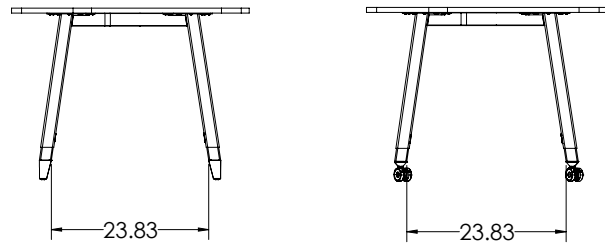
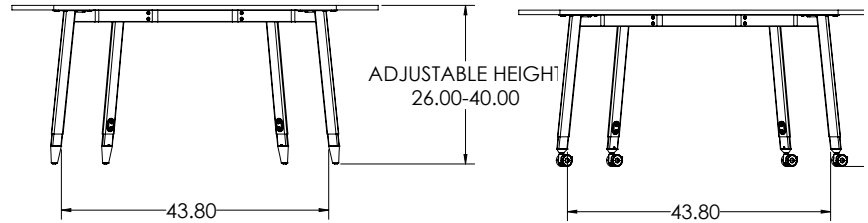
DESK TOP & EDGE PROFILE

3/4" TOP W/ 3MM - ROUND CORNERS



DIMENSIONS

Model	Description	D"	W"	H"	WT
56007E	Round Trapezoid Table w/glides	36	60	26-40	66
56008E	Round Trapezoid Table w/casters	36	60	26-40	66



BOTTOM VIEW

STANDARD LAMINATE OPTIONS

Want to specify a different laminate?

No problem. If you have 20 or more tops of the same color -60 or -38 there is no upcharge. Have 20 or less? We can quote for you with the Wilsonart code and – finish style. We can specify other laminates – call to inquire and get a quote.

SUGGESTED LAMINATE OPTIONS



STANDARD EDGE COLOR OPTIONS



All 20 of the standard laminates are -60 finish, if you need to match a laminate from a previous year, please let us know on your order (example Pewter Mesh 4878-38, our standard is -60).

When the WilsonArt Laminate code includes a "Y", "K", "-12" "-78", "Aeon" etc, these are special laminates with an upcharge, even when it contains -38 or -60.

EDGE COLOR OPTIONS WITH ADDITIONAL LEAD TIME



LEG COLOR OPTIONS

