



Smith System®

3-2-1 Interchange Desk

Assembly Instructions



Model Numbers
03002
03011

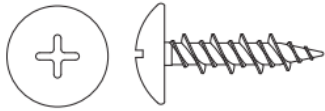
For Assistance in assembling product, missing or damaged parts, or to place an order, please contact customer service at 800-328-1061.

You may also place your order online at

3-2-1 Desk Installation Guide

(03002 / 03011)

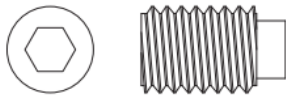
Parts Required



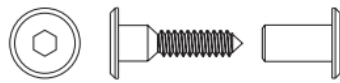
#10 Wood Screw (Qty. 20)
P/N-70080



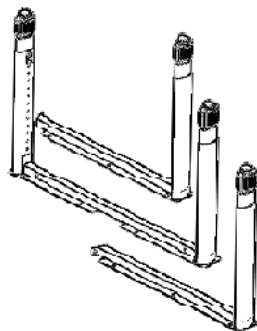
Allen Wrench (Qty. 2)
P/N-77813



3/8" – Dog Nut Screw (Qty. 4)
P/N-77741



Connector Bolt (Qty. 1 of each)
P/N-70867 Connector Bolt
P/N-70869 Connector Nut



3-2-1 Interchange Leg Set
P/N-79524 (03002)
P/N-79525 (03011)

Replacement Pack 69763 Includes:

70867 (Qty. 1) CONNECTOR BOLT ¼-20X23MM

70869 (Qty. 1) CONNECTOR NUT ¼-20X17MM

77813 (Qty. 2) HEX KEY – 3/16" SHORT ARM

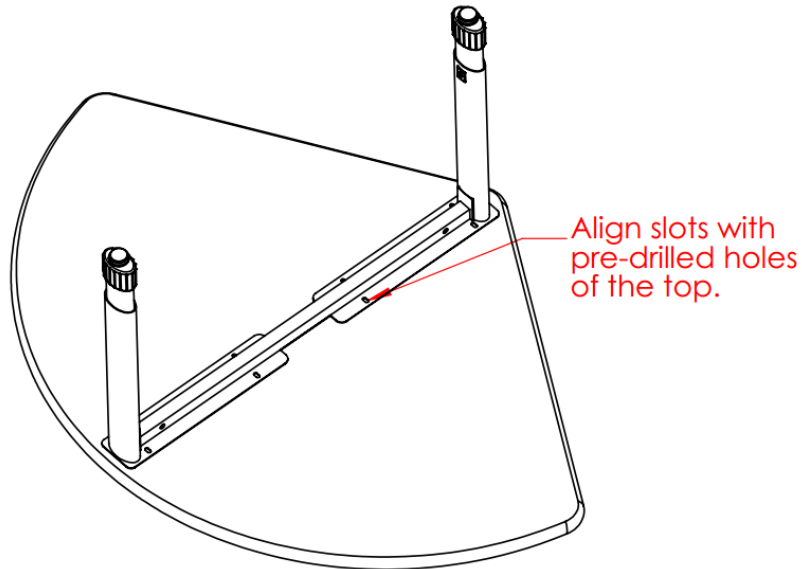
70080 (Qty. 20) 10X5/8 TRUSS HEAD PHILLIPS HEAD

If you have damaged or missing components please contact customer service.

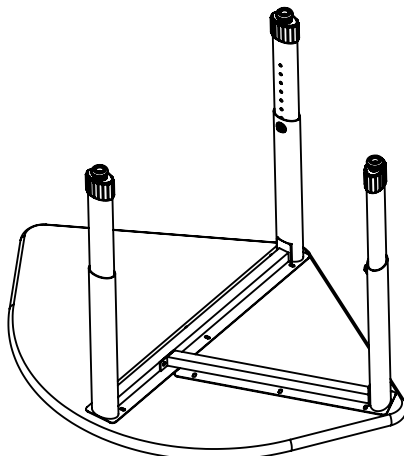
800-328-1061

Instructions

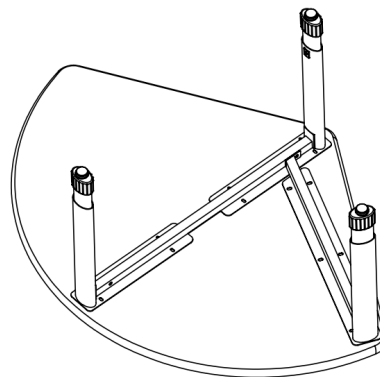
Step 1: Lay top upside down (lamine face down). Align the slots on the legs with the pre-drilled holes in the top. Loosely attach center leg using 8 screws included in the leg set hardware pack (screws should not be completely tightened).



Step 2: Align the slots of the side leg with the pre-drilled holes in the top. Loosely attach center leg using 8 screws included in the leg set hardware pack (screws should not be completely tightened). Attach side legs using screws included in the leg set hardware pack.



03002

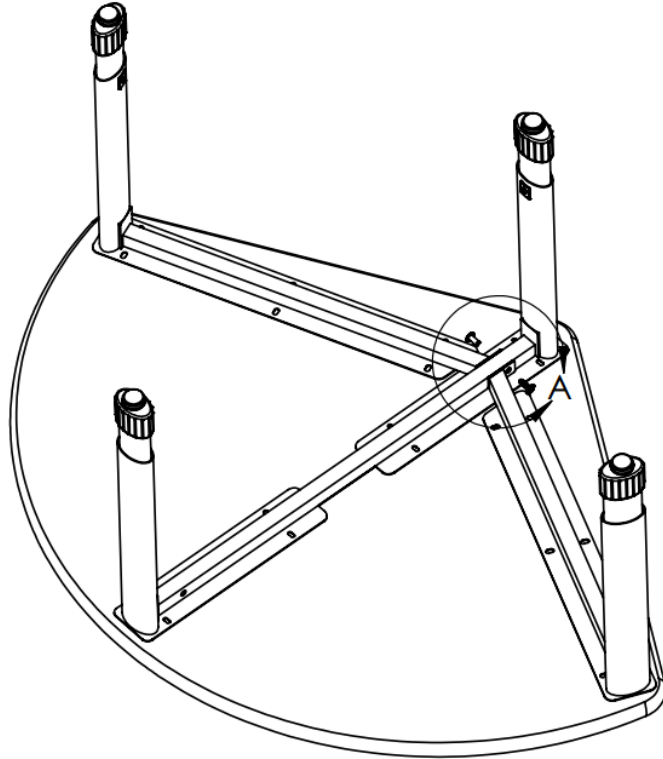


03011

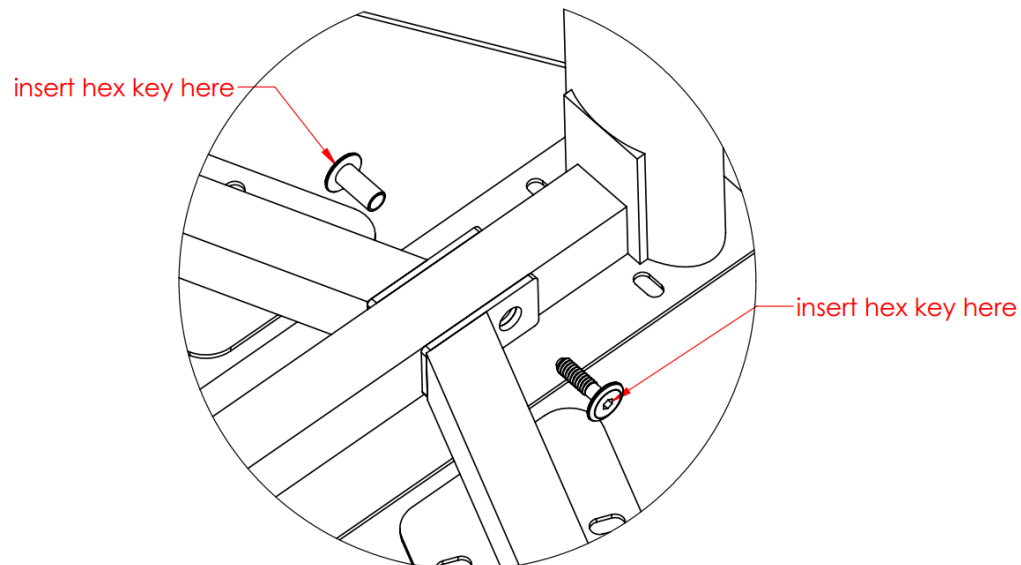
If you have damaged or missing components please contact customer service.

800-328-1061

Step 3: Attach other side of legs using screws included in the leg set hardware pack



Step 4: Attach all three legs together using the connector bolts included in the leg set hardware pack. Hex keys (Allen Keys) were also provided in the hardware pack to assist this step.



Step 5: Tighten all screws and bolts.

If you have damaged or missing components please contact customer service.

800-328-1061