



OVERVIEW

The Interchange Open Front Desk combines the spacious flexibility of our Interchange Student Desks with the convenience of built-in bookboxes. The Interchange Open Front Desk is available in both 3/4" and 1 1/4" thick work surface (see top & edge profiles).

MATERIALS

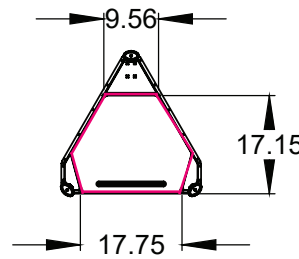
The work surface consists of a 45 lb density particle board core with a 0.030" high pressure laminated surface and a 0.020" melamine backer sheet. The edge of the work surface features a t-mold edge that is mechanically fastened to the underside of the work surface every 6 to 8 inches to assure a long lasting fit. 1 1/4" or 3/4" thick top.

The legs have a rugged powdercoat finish that resists wear. The lower leg is constructed of 16-gauge steel and is chrome plated to resist scuffing. The sock style glide caps add protection against scratching floors and provide stability on uneven surfaces with their 1" adjustable leveling glides. Tabletop and legs are supported by one or more 2" x 3" channels with four breakovers for optimum strength.

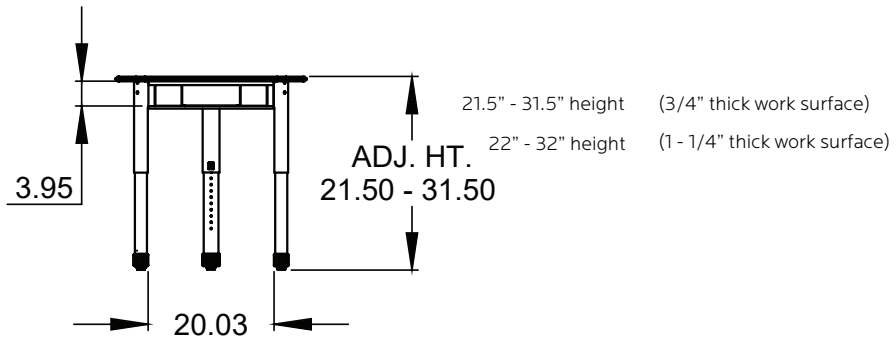
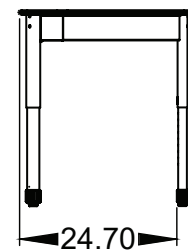
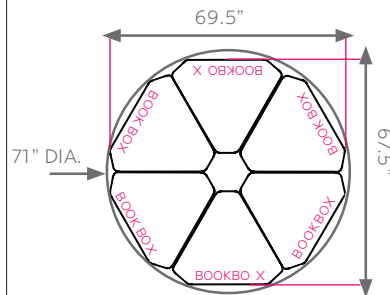
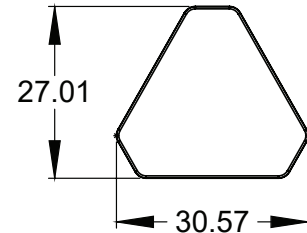
The bookbox is constructed of 18-gauge formed and welded steel. The box features a convenient, integrated pencil retainer. The legs are simply, but securely fastened to the bookbox via 2 bolts per leg.

DIMENSIONS

Model	Description	D"	W"	H"	WT
04505	Interchange Mini Diamond Open Front Desk	27	30.5	22-32	50

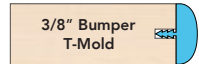


(bookbox dimensions)

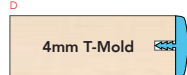


TOP AND EDGE OPTIONS

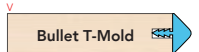
1 1/4" TOP W/ BUMPER T-MOLD
NO LETTER TO FOLLOW MODEL NO.



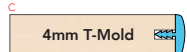
1 1/4" TOP W/ 4MM T-MOLD
D



3/4" TOP W/ BULLET T-MOLD
V



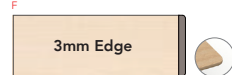
3/4" TOP W/ 4MM T-MOLD
C



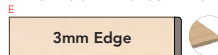
1 1/4" TOP W/ 3MM - 90° CORNERS
H



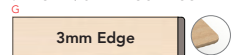
1 1/4" TOP W/ 3MM - ROUND CORNERS
F



3/4" TOP W/ 3MM - 90° CORNERS
E



3/4" TOP W/ 3MM - ROUND CORNERS
G



STANDARD LAMINATE OPTIONS

Want to specify a different laminate?

No problem. If you have 20 or more tops of the same color -60 or -38 there is no upcharge. Have 20 or less? We can quote for you with the Wilsonart code and – finish style. We can specify other laminates – call to inquire and get a quote.



Make it mobile
with 3" casters
Order Model 17576

SUGGESTED LAMINATE OPTIONS



STANDARD EDGE COLOR OPTIONS



All 20 of the standard laminates are -60 finish, if you need to match a laminate from a previous year, please let us know on your order (example Pewter Mesh 4878-38, our standard is -60).

When the WilsonArt Laminate code includes a "Y", "K", "-12" "-78", "Aeon" etc, these are special laminates with an upcharge, even when it contains -38 or -60.

EDGE COLOR OPTIONS WITH ADDITIONAL LEAD TIME



LEG COLOR OPTIONS

