



Model# Shown: 58003

**OVERVIEW**

The Motum Teacher Desk has a sleek wheelbarrow design with lockable casters. When sitting at the desk lockable box file or ped with removeable totes can be accessed on your right side or left side dependent on the model

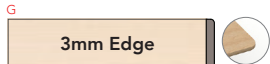
**MATERIALS**

The work surface is constructed with 24"x 72" laminated particle board top. Below when sitting at the desk lockable box file can be accessed on your right side or left side dependent on model. The Teacher Desk with totes has lockable ped with removable totes can be accessed on your right side. Door opens right to left or left to right dependent on model.

The left or right leg is constructed with cold rolled steel, and the desk also has abs totes and plastic caster.

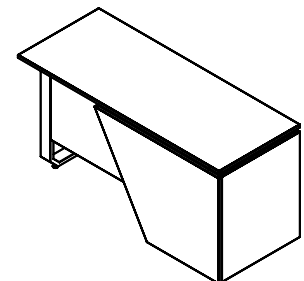
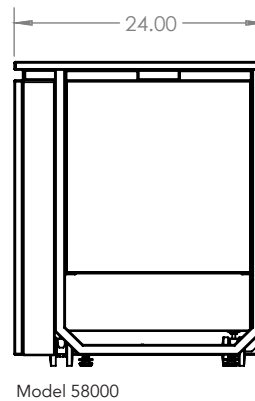
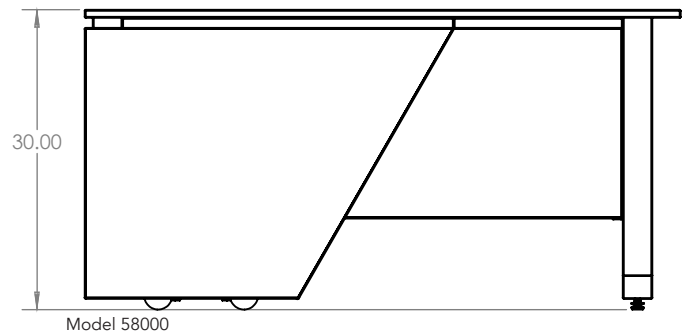
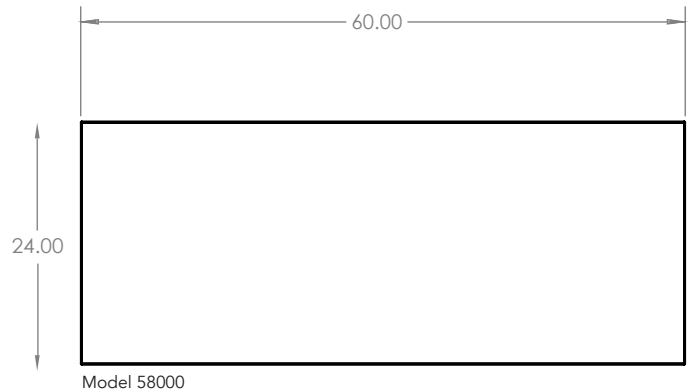
**TOP & EDGE PROFILE**

3/4" TOP W/ 3MM - ROUND CORNERS



**DIMENSIONS**

Model	Description	D"	W"	H"	WT
58000G	60" Box/Box/File Teacher Desk, Right-Hand	24	60	30	166
58001G	60" Box/Box/File Teacher Desk, Left-Hand	24	60	30	166
58002G	60" Teacher Desk w/Totes, Right-Hand	24	60	30	157
58003G	60" Teacher Desk w/Totes, Left-Hand	24	60	30	157



Model 58001  
File Left Hand (LH) shown

## STANDARD LAMINATE OPTIONS

Want to specify a different laminate?

No problem. If you have 20 or more tops of the same color -60 or -38 there is no upcharge. Have 20 or less? We can quote for you with the Wilsonart code and – finish style. We can specify other laminates – call to inquire and get a quote.

## SUGGESTED LAMINATE OPTIONS



ARCTIC WHITE  
S2730-60



ASH WENGE  
S3404-60



ASIAN NIGHT  
7949-60



BOARDWALK OAK  
7983-60



BUKA BARK  
7982-60



CLASSIC LINEN  
4943-60



CLAY WENGE  
S3407-60



CLEAR MAPLE  
S2409-38




FLAX LINEN  
4990-60



FRENCH PEAR  
8220-60



FUSION MAPLE  
7909-60



GREY NEBULA  
4622-60



HIGH RISE  
4996-60



MISSION MAPLE  
7990-60




NEW AGE OAK  
7938-60



NORTH SEA GRAY  
D90-60



PALISADES OAK  
7987-60



PEWTER MESH  
4878-60



STORM WENGE  
S3405-60



VIRGINIA WALNUT  
S2535-38

All 20 of the standard laminates are -60 finish, if you need to match a laminate from a previous year, please let us know on your order (example Pewter Mesh 4878-38, our standard is -60).

When the WilsonArt Laminate code includes a "Y", "K", "-12", "-78", "Aeon" etc, these are special laminates with an upcharge, even when it contains -38 or -60.

## BASE COLOR



PLATINUM