



Smith System®

Specification Sheet

WWW.SMITHSYSTEM.COM

Planner® Studio

Planner Studio 42" Deep Tables w/casters

MODEL#: 25218H, 25220H, 25222H, 25224H, 25226H, 25228H, 25230H, 25232H, 25234H



Model # Shown: 25238

OVERVIEW

Planner Studio is ideal for all kinds of classroom activities. The heavy duty construction contributes to a sturdy work surface that can hold 400 pounds. The Planner Studio table is shipped ready to assemble.

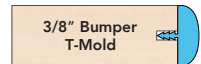
MATERIALS

The 1 1/4" thick work surface consists of a 45 lb density particle board core with a .030" high pressure laminated surface and a .020" melamine backer sheet. The edge of the work surface features a 3mm flat self edge.

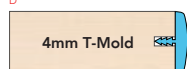
The frame consists of two fully welded leg segments and a center support channel. The legs are attached to the pre-drilled holes in the top with #10 x 5/8" wood screws through a 14-gauge steel mounting plate. The mounting plate is welded to (2) 60mm x 60mm 14-gauge steel square tube legs which are welded to a 1" x 2" 14-gauge steel tube cross bar. The center support channel is 2" x 3" 14-gauge steel, with 14-gauge steel end plates for maximum stability. The center support channel is connected to the legs by (4) connector bolts. 4" casters are standard.

TOP AND EDGE OPTIONS

1 1/4" TOP W/ BUMPER T-MOLD
NO LETTER TO FOLLOW MODEL NO.



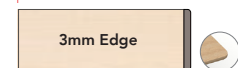
1 1/4" TOP W/ 4MM T-MOLD
D



1 1/4" TOP W/ 3MM - 90° CORNERS
H

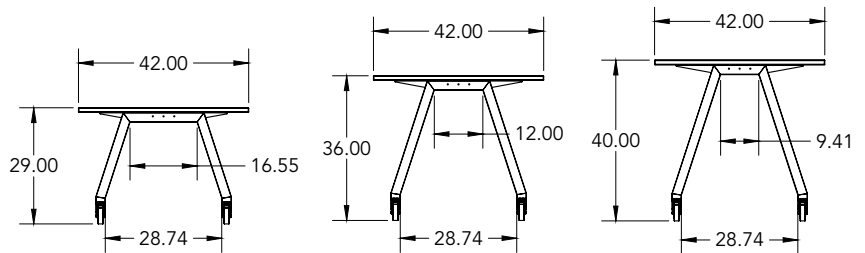
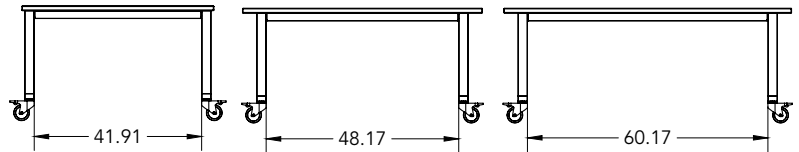
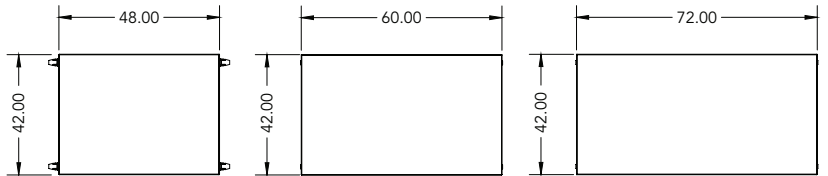


1 1/4" TOP W/ 3MM - ROUND CORNERS
F



DIMENSIONS

Model	Description	D"	W"	H"	WT
42" Deep Models (All tables come with casters only)					
25218H	42x48 Studio Table, 29" Fixed Height	42	48	29	120
25210H	42x48 Studio Table, 36" Fixed Height	42	48	36	123
25222H	42x48 Studio Table, 40" Fixed Height	42	48	40	127
25224H	48x60 Studio Table, 29" Fixed Height	42	60	29	138
25226H	48x60 Studio Table, 36" Fixed Height	42	60	36	141
25228H	48x60 Studio Table, 40" Fixed Height	42	60	40	145
25230H	42x72 Studio Table, 29" Fixed Height	42	72	29	156
25232H	42x72 Studio Table, 36" Fixed Height	42	72	36	159
25234H	42x72 Studio Table, 40" Fixed Height	42	72	40	163



STANDARD LAMINATE OPTIONS

Want to specify a different laminate?

No problem. If you have 20 or more tops of the same color -60 or -38 there is no upcharge. Have 20 or less? We can quote for you with the Wilsonart code and finish style. We can specify other laminates – call to inquire and get a quote.

SUGGESTED SURFACE LAMINATE OPTIONS (with matching 3mm edge band):



All 20 of the standard laminates are -60 finish, if you need to match a laminate from a previous year, please let us know on your order (example Pewter Mesh 4878-38, our standard is -60).


When the WilsonArt Laminate code includes a "Y", "K", "-12" "-78", "Aeon" etc, these are special laminates with an upcharge, even when it contains -38 or -60.

- Whiteboard laminate, upcharge applies
- 3mm edge finished in Gray [North Sea] on Whiteboard tops.

STANDARD EDGE COLOR OPTIONS



LEG COLOR OPTIONS **Additional Lead Time*



EDGE COLOR OPTIONS WITH ADDITIONAL LEAD TIME

