



OVERVIEW

The Planner is a truly stronger student desk. Shipped ready to assemble, these desks have a heavy-duty work surface that won't sag under heavy books or equipment.

MATERIALS

The 1 1/4" thick work surface consists of a 45 lb density particle board core with a .030" high pressure laminated surface and a .020" melamine backer sheet. The edge of the work surface features t-mold edge molding that is fastened every 6 to 8 inches to assure a long lasting fit.

The frame is attached to the pre-drilled holes in the top with (12) #10 x 5/8" screws through a 3 1/8"W x 18"L 14-gauge steel mounting plate. The mounting plate is welded to (2) 1 1/4" square 14-gauge steel tube legs which is welded to a 1" square 14-gauge steel tube and adjust in height from 22" to 32" in 1" increments. The adjustment for each leg is secured with (2) 3 3/4" -16 x .675" Allen screws. The right and left leg both include the Smith System patented backpack peg allowing for either inside or outside positioning. The legs are tied together for added strength with a 6" high 18-gauge steel panel and (4) connector bolts. legs have 1" adjusting leveling glides

PLANNER TOP & EDGE PROFILE

1 1/4" TOP



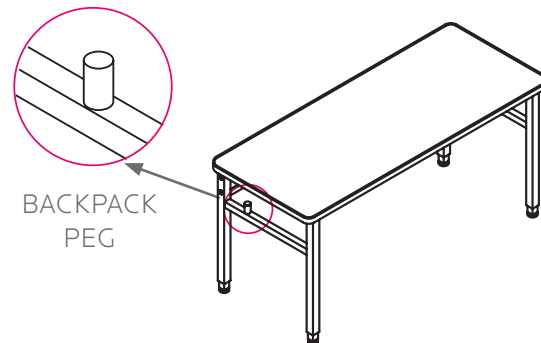
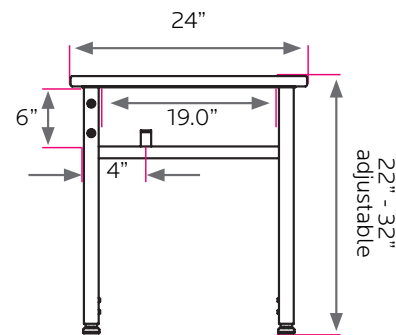
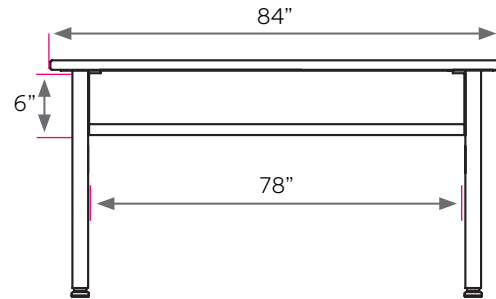
3/8"
BUMPER



D
4MM
T-MOLD

DIMENSIONS

Model	Description	D"	W"	H"	WT
01296	Three-student 24" X 84"	24	84	22 - 32	98



BACKPACK
PEG



**Make it mobile
with 3" casters**

Order Model 17576



Patented backpack peg keeps student items organized, can be positioned inside or outside of either leg.

STANDARD LAMINATE OPTIONS

Want to specify a different laminate?

No problem. If you have 20 or more tops of the same color -60 or -38 there is no upcharge. Have 20 or less? We can quote for you with the Wilsonart code and finish style. We can specify other laminates – call to inquire and get a quote.



SUGGESTED LAMINATE OPTIONS



STANDARD EDGE COLOR OPTIONS



All 20 of the standard laminates are -60 finish, if you need to match a laminate from a previous year, please let us know on your order (example Pewter Mesh 4878-38, our standard is -60).

When the WilsonArt Laminate code includes a "Y", "K", "-12" "-78", "Aeon" etc, these are special laminates with an upcharge, even when it contains -38 or -60.

EDGE COLOR OPTIONS WITH ADDITIONAL LEAD TIME



LEG COLOR OPTIONS

