



Smith System®

Specification Sheet

WWW.SMITHSYSTEM.COM

Planner® Studio

Planner Studio 30" Deep Adjustable Tables

MODEL#: 25256, 25257, 25256BUTCHER, 25257BUTCHER, 25256STAINLESS, 25257STAINLESS, 25266, 25267, 25266BUTCHER, 25267BUTCHER



Model # Shown: 25256

OVERVIEW

Planner Studio is ideal for all kinds of classroom activities. The heavy duty construction contributes to a sturdy work surface. The Planner Studio table is shipped ready to assemble.

MATERIALS

The 1 1/4" thick work surface consists of a 45 lb density particle board core with a .030" high pressure laminated surface and a .020" melamine backer sheet. The edge of the work surface features a 3mm flat self edge.

The frame consists of two fully welded leg segments and a center support channel. The legs are attached to the top with #10 x 5/8" wood screws through a 14-gauge steel mounting plate. The mounting plate is welded to (2) 60mm x 60mm 14-gauge steel square tube legs which are welded to a 1" x 2" 14-gauge steel tube cross bar. The center support channel is 14-gauge steel, with 14-gauge steel end plates for maximum stability. The center support channel is connected to the legs by (3) connector bolts on each side, for a total of (6).

PLANNER STUDIO EDGE PROFILE



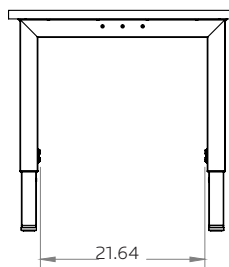
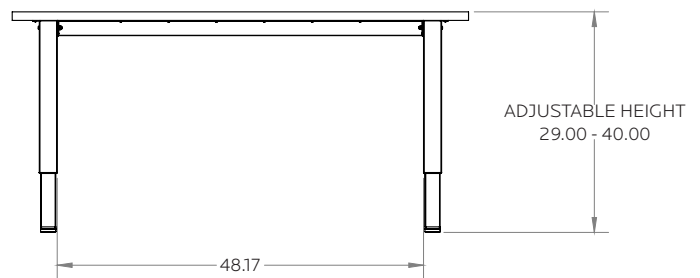

1 1/4" top with 3mm 90 degree corner H to follow Model No.



1 1/4" top with 3mm rounded corner F to follow Model No.

DIMENSIONS

Model	Description	D"	W"	H"	WT
25256	Studio Adjustable Height Table w/casters	30	60	29-40	107
25257	Studio Adjustable Height Table w/glides	30	60	29-40	111
25256BUTCHER	Studio Adjustable Height Table w/casters, Butcher Block	30	60	29-40	115
25257BUTCHER	Studio Adjustable Height Table w/glides, Butcher Block	30	60	29-40	119
25256STAINLESS	Studio Adjustable Height Table w/casters, Stainless Steel	30	60	29-40	121
25257STAINLESS	Studio Adjustable Height Table w/glides, Stainless Steel	30	60	29-40	125
25266	Studio Adjustable Height low-range Table w/casters	30	60	21-29	104
25267	Studio Adjustable Height low-range Table w/glides	30	60	21-29	108
25266BUTCHER	Studio Adjustable Height low-range Table w/casters, Butcher Block	30	60	21-29	112
25267BUTCHER	Studio Adjustable Height low-range Table w/glides, Butcher Block	30	60	21-29	116



STANDARD LAMINATE OPTIONS

Want to specify a different laminate?

No problem. If you have 20 or more tops of the same color -60 or -38 there is no upcharge. Have 20 or less? We can quote for you with the Wilsonart code and finish style. We can specify other laminates – call to inquire and get a quote.

SUGGESTED SURFACE LAMINATE OPTIONS



All 20 of the standard laminates are -60 finish, if you need to match a laminate from a previous year, please let us know on your order (example Pewter Mesh 4878-38, our standard is -60).

When the WilsonArt Laminate code includes a "Y", "K", "-12", "-78", "Aeon" etc, these are special laminates with an upcharge, even when it contains -38 or -60.

- Whiteboard laminate, upcharge applies
- 3mm edge finished in Gray [North Sea] on Whiteboard tops.

ADDITIONAL SURFACE OPTIONS



STAINLESS STEEL

The 1 1/4" thick work surface consists of 304 Stainless Steel wrapped around a 45 lb density particle board core with a .030" high pressure laminated surface and 1mm edge banding.
STAINLESS to follow Model No.



BUTCHER BLOCK

The work surface consists of a 1 3/4" thick birchwood butcher block table top. Blocks are randomly placed, 6" length or greater, finger jointed birchwood. The corners are finished with a 1/8" radius.
BUTCHER to follow Model No.

LEG COLOR



PLATINUM