



Model # Shown: 01650

OVERVIEW

Shipped ready to assemble, these desks have a heavy-duty work surface that won't sag under heavy books or equipment. The Silhouette Desk is great for rows, pairs, or groupings for collaborative learning.

MATERIALS

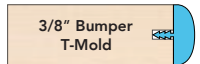
There are two options for the work surface, hard plastic and laminate. The laminated work surface consists of a 45 lb density particle board core with a .030" high pressure laminated surface and a .020" melamine backer sheet. The edge of the work surface features 3/8" bumper edge molding that is fastened every 6 to 8 inches to assure a long lasting fit. The frame is attached to the pre-drilled holes in the top with (6) #10 screws through a 1" x 1.75" 18-gauge steel channel. The mounting channel is welded to a 1" x 2" rectangular 16-gauge steel tube leg. The leg inserts are 1" x 1.75" 16-gauge steel tube and are fixed in height at 29.5". Both the laminate and hard plastic tops are Greenguard gold certified.

The legs are tied together for added strength with a 1" x 2" 16-gauge steel tube stretcher bar and (4) bolts. Legs have 1" leveling glides. The backpack hook can hold up to 45 lbs. Book Box is optional, all welded 22-gauge steel construction that has a curled hem on the front opening. Book box comes in a black powdercoat finish, or Platinum is special order only.

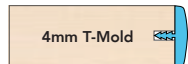
*Book box sold separately.

TOP AND EDGE OPTIONS

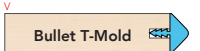
1 1/4" TOP W/ BUMPER T-MOLD
NO LETTER TO FOLLOW MODEL NO.



1 1/4" TOP W/ 4MM T-MOLD



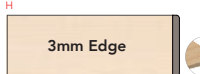
3/4" TOP W/ BULLET T-MOLD



3/4" TOP W/ 4MM T-MOLD



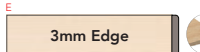
1 1/4" TOP W/ 3MM - 90° CORNERS



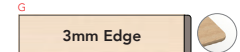
1 1/4" TOP W/ 3MM - ROUND CORNERS



3/4" TOP W/ 3MM - 90° CORNERS



3/4" TOP W/ 3MM - ROUND CORNERS



DIMENSIONS

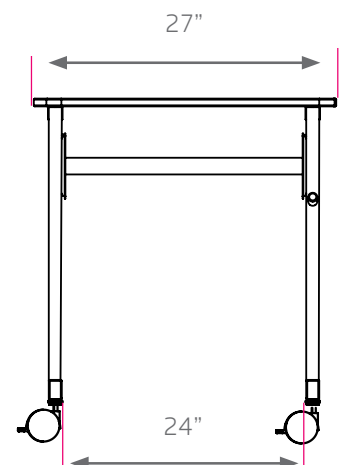
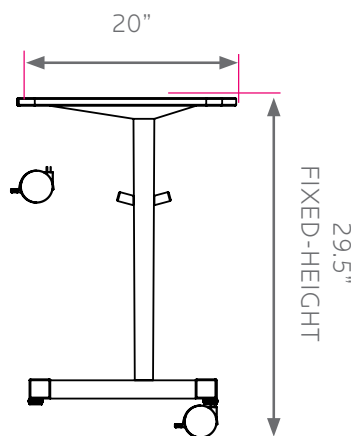
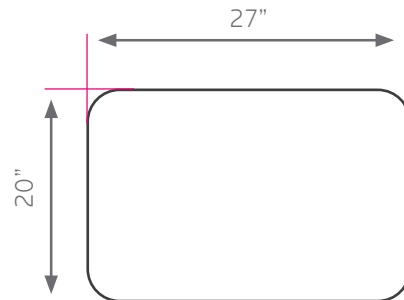
Model	Description	D"	W"	H"	WT
01648	Single-Student 20x27 Fixed Height Desk w/casters	20	27	29.5	40
01648PLASTIC	Single-Student 20x27 Fixed Height Desk w/casters - Hard Plastic	20	27	28.5	41

Optional Accessories - 01648

17190	Steel Bookbox	15	20	4	8
17018	Technology Basket	13	10	2	1
17200	Wire Bookbasket	15	18	3.5	5
30933	SW (Standard Width) 3" SW Tote w/housing	17.25	12.75	5	3.1
30934	SW (Standard Width) Housing Only	16.75	12.75	2.75	
30935	EW (Extra Wide) 3" EW Tote w/housing	17.25	19	4.25	7.3
30936	EW (Extra Wide) Housing Only	16.75	19	2.25	

Optional Accessories - 01648PLASTIC

12008	Steel Bookbox	15	20	4	8
12006	SW (Standard Width) 3" SW Tote w/housing	17.25	12.75	5	3.1
12007	SW (Standard Width) Housing Only	16.75	12.75	2.75	



STANDARD LAMINATE OPTIONS



Want to specify a different laminate?

No problem. If you have 20 or more tops of the same color -60 or -38 there is no upcharge. Have 20 or less? We can quote for you with the Wilsonart code and – finish style. We can specify other laminates – call to inquire and get a quote.

SUGGESTED SURFACE LAMINATE OPTIONS 7 8 9

 ARCTIC WHITE S2730-60	 ASH WENG S3404-60	 ASIAN NIGHT 7949-60	 BOARDWALK OAK 7983-60	 BUKA BARK 7982-60	 CLASSIC LINEN 4943-60	 CLAY WENG S3407-60
 CLEAR MAPLE S2409-38	 FLAX LINEN 4990-60	 FRENCH PEAR 8220-60	 FUSION MAPLE 7909-60	 GREY NEBULA 4622-60	 HIGH RISE 4996-60	 MISSION MAPLE 7990-60
 NEW AGE OAK 7938-60	 NORTH SEA GRAY D90-60	 PALISADES OAK 7987-60	 PEWTER MESH 4878-60	 STORM WENG S3405-60	 VIRGINIA WALNUT S2535-38	







PLASTIC TOP SURFACE OPTIONS

 FUSION MAPLE	 GREY NEBULA
---	---

All 20 of the standard laminates are -60 finish, if you need to match a laminate from a previous year, please let us know on your order (example Pewter Mesh 4878-38, our standard is -60).

When the WilsonArt Laminate code includes a “Y”, “K”, “-12” “-78”, “Aeon” etc, these are special laminates with an upcharge, even when it contains -38 or -60.

STANDARD EDGE COLOR OPTIONS 10

 APPLE	 BLACK	 CERULEAN	 CHARCOAL
 NAVY	 PERSIAN BLUE	 PLATINUM	

LEG COLOR OPTIONS

 BLACK	 PLATINUM
--	---

EDGE COLOR OPTIONS WITH ADDITIONAL LEAD TIME 10

 BLUEBERRY	 BURGUNDY	 CHAMPAGNE	 FOREST GREEN
 ORANGE	 PURPLE	 RED	 YELLOW