

Reside 8 Mil

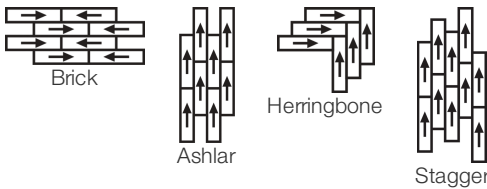
Collection	Reside	
Style Number	4099V	
Construction	Light Commercial Luxury Vinyl Tile	
Finish	ExoGuard®	
	U.S.	Metric
Nominal Dimensions	6 in w x 47 in l	15 cm w x 120 cm l
Actual Dimensions	5.91 in w x 47.24 in l	15.01 cm w x 119.99 cm l
Wear Layer Thickness	8 mil (0.008 in)	0.2 mm
Overall Thickness	0.079 in	2 mm
Edge Profile	Squared Edge	
Installation Type	Dry Back	
Installation	Direct Glue	
Approved Spaces	Light Commercial	
Recommended Adhesive	S150-95, 4200 1 Gallon, 4200 4 Gallon, 2200 4 Gallon, 2200 1 Gallon, 4252 (No Heavy Rolling or Static Loads) or 4151	

Packaging

Pieces per Carton	27 pcs	
Area per Carton	52.3 sq ft	4.86 sq m
Weight per Carton	41 lbs	18.6 kg



Recommended Installation Method



Coordinating Products

LVT: Reside 12 Mil, Reside 6 Mil, Reside 20 Mil

Performance + Testing

Static Load (ASTM F970)	Passes (Modified), *1500 lbs	*This test is intended to compare relative properties of different styles and constructions. Results are based on a laboratory test and used for comparative purposes - real life load limit may vary.
Residual Indentation (ASTM F1914)	Passes	
Resistance to Heat (ASTM F1514)	Passes	
Resistance to Light (ASTM F1515)	Passes	
Resistance to Chemicals (ASTM F925)	Passes	
Radiant Panel (ASTM E648)	Passes, Class I	
Coefficient of Friction (ASTM D2047, Slip Resistance)	≥0.5, meets the recommended static coefficient of friction for ADA walking surfaces	

Test Reports may be included or listed by the manufacturing/inventory style number as opposed to the noted selling style number.

Warranties

[5 Year Light Commercial Limited Warranty](#)

Diversity & Inclusion

We promote supplier participation that is reflective of Shaw Industries' diverse customer base and local community. We believe having a strong Supplier Diversity Program is strategic for bringing more innovation to our businesses and opening new markets for growth.

Material Health & Environmental Certifications

Health & Wellbeing	
Material Ingredient Transparency	Health Product Declaration (HPD) 1000 ppm Disclosure
Indoor Air Quality	FloorScore® Certified
Climate Impact	
Environmental Product Declaration (EPD)	3rd Party Certified in Accordance with ISO 14025, EN 15804, & ISO 21930:2017
Embodied Carbon (Cradle to Gate)	6.05 Kg CO ₂ /M ²
Life-Cycle Carbon Emissions	Low Embodied Carbon
Total Recycled Content	0% (Pre-Consumer 0% Post-Consumer 0%)
Global Product Assessment	Country of Origin Imported

WELL V2 Contribution Credit

X01 Fundamental Material Precautions Part 1: (C): Restrict Asbestos Precondition	Absence of Asbestos
X08 Hazardous Material Reduction Part 1: Limit Hazardous Materials Optimization	Absence of Heavy Metals
X10 Volatile Compound Reduction Part 1 (A): Manage Volatile Organic Compounds (VOCs) Optimization	Absence of Halogenated Flame Retardants
X10 Volatile Compound Reduction Part 2: Manage Semi-Volatile Organic Compounds (SVOCs) Optimization	Ortho-Phthalates
X11 Long Term Emissions Control Part 2: Flooring Optimization	FloorScore Certified
X14 Material Transparency Part 1: Promote Ingredient Disclosure Optimization	Health Product Declaration (HPD) 1000 Ppm Disclosure

Leed v4 Contribution Credits

MR Credit: Building Product Disclosure and Optimization Material Ingredients - Option 1: Material Ingredient Reporting	Health Product Declaration (HPD) 1000 Ppm Disclosure
MR Credit: Building Product Disclosure and Optimization Environmental Product Declarations - Option 1: Environmental Product Declaration (EPD)	3rd Party Certified in Accordance with ISO 14025, EN 15804, & ISO 21930:2017
EQ Credit: Low Emitting Materials Option 1: Product Category Calculations	FloorScore Certified

[Installation Guidelines](#)


[Maintenance Guidelines](#)

Please visit www.shawcontract.com for the most current warranty information. Specifications are subject to nominal manufacturing variance. Material supply and/or manufacturing processes may necessitate changes without notice.


This product is an exclusive design and may not be duplicated in any manner. Use of this design in the creation of another product design is also strictly prohibited.

Visit shawcontract.com/testing for more information.

Available Colorways




Gaze 94112




Rest 94121



Hearth 94140



Await 94145




Level Plain 94150



Inhabit 94155




Prairie Mist 94240



Ease 94245



Dwelling 94250



Dusk 94500




Abode 94506




Altitude 94516



Contentment 94564




Pause 94580



Solace 94700




Shelter 94710




Assurance 94730



Retreat 94740



Subdue 94775



Fulfill 94790

