



WOODWORKS® Linear

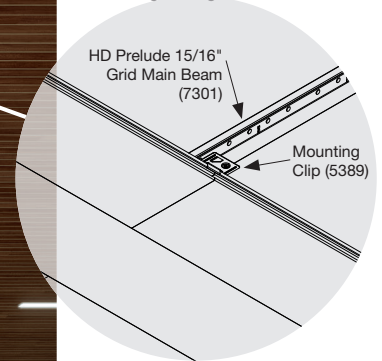
Veneered Closed



FAST134
Select Items Ship Fast
armstrongceilings.com/fast134



CAD/Revit® drawings at:
armstrongceilings.com/cadrevit




WoodWorks® Linear Veneered Closed nominal 6" x 96" planks with a beveled edge profile in Quartered Walnut

Standard linear design with three edge profile options offer a variety of visuals that are easy to spec and order.


KEY SELECTION ATTRIBUTES

- Standard veneered planks in two widths: nominal 4" and 6" wide with three edge profiles: notched, beveled, and square (no reveal)
- Standard veneers feature various species and cuts for beautiful wood visuals
- ASTM E84 Class A Fire Performance
- The natural warmth of wood can contribute to biophilic designs and building certification standards like the WELL™ v2 "Nature and Place" feature
- Select products included in the FAST134 program – ready to ship in 4 weeks or less
- Complete standard system from one manufacturer, including panels, suspension system, clips, and trim options
- USDA Biobased content: 100%
- FSC® certified wood available as a premium option
- CleanAssure™ family of products includes disinfectable panels, suspension systems, and trim
- Made in the U.S.A. of domestic and global content
- Build America, Buy America (BABA) Act compliant


EDGE PROFILE DETAIL Shown in Plain Slice Cherry veneer.



Square (No Reveal)



Beveled



Notched



WOODWORKS® Linear

Veneered Closed

USDA
CERTIFIED
BIOBASED
PRODUCT
PRODUCT 100%

LEED®
WELL | LBC

80% RECYCLED
CONTENT

For LEED contribution contact TechLine

energy management	construction waste mgmt	regional materials	design for flexibility	EPD	recyclable/extended producer resp.	biobased materials	FSC® (for wood)	recycled content	sourcing of raw materials	material ingredient reporting	low emitting materials	lighting quality	acoustics
LOCATION DEPENDENT					PREMIUM OPTION					WITH INFILL PANEL			

FINISH RANGES

The carefully curated species and veneer cut offer a beautiful natural variation. The images here reflect the visual range that is likely within our product. Darkest to lightest tones may occur within an installation due to the character of wood.



Plain Slice White Maple (NWM)




Plain Slice White Ash (NWA)



Vertical Grain Fir (NVF)



Rift White Oak (NRO)



Plain Slice White Oak (NOK)



Plain Slice Cherry (NPC)



Quartered Mahogany (NGM)



Quartered Sapele (NQS)



Quartered Walnut (NGW)



Plain Slice Walnut (NWN)


CUSTOM FINISHES




Custom Wood
Species and Finishes
Available

LEGACY VENEERS

Natural Variations™
Plain Slice



Maple (NMP)



Light Cherry (NLC)

Constants™
Vertical Grain



Walnut (CWA)









Redux Wood Wheat (CRW)

Due to printing limitations, shade may vary from actual product.







VISUAL SELECTION

PERFORMANCE Dots represent high level of performance.

	Item No. ♦	Description	O.C. Width	Edge Profile		LBS/SF
WoodWorks® Linear Veneered Closed	6384F01E1W1_ _ _	Nominal 4" Plank 4 × 96 × 3/4"	3.62"	Square		2.94
	6386F01E1W1_ _ _	Nominal 6" Plank 6 × 96 × 3/4"	5.62"			
	6384F01E2W1_ _ _	Nominal 4" Plank 4 × 96 × 3/4"	3.62"	Beveled*		2.94
	6386F01E2W1_ _ _	Nominal 6" Plank 6 × 96 × 3/4"	5.62"			
	6384F01E3W1_ _ _	Nominal 4" Plank 4 × 96 × 3/4"	3.62"	Notched*		2.94
	6386F01E3W1_ _ _	Nominal 6" Plank 6 × 96 × 3/4"	5.62"			

FAST
4 WEEKS
or Less

FAST134 program items ready to ship from manufacturer in 4 weeks or less.
Up-to-date lead times and product options (sizes and colors) at armstrongceilings.com/fast134

	WoodWorks Linear Veneered Closed FSC® certified**	6384F02E1W1_ _ _	FSC-certified Nominal 4" Plank 4 × 96 × 3/4"	3.62"	Square		2.94
		6386F02E1W1_ _ _	FSC-certified Nominal 6" Plank 6 × 96 × 3/4"	5.62"			
		6384F02E2W1_ _ _	FSC-certified Nominal 4" Plank 4 × 96 × 3/4"	3.62"	Beveled*		2.94
		6386F02E2W1_ _ _	FSC-certified Nominal 6" Plank 6 × 96 × 3/4"	5.62"			
		6384F02E3W1_ _ _	FSC-certified Nominal 4" Plank 4 × 96 × 3/4"	3.62"	Notched*		2.94
		6386F02E3W1_ _ _	FSC-certified Nominal 6" Plank 6 × 96 × 3/4"	5.62"			



◆ When specifying or ordering, include the appropriate 3-letter veneer suffix (e.g., 6386F01E1W1 N W M)

* Unfinished particle board will be visible between planks with notched and beveled edges.

** FSC-certified wood is a premium option available through ASQuote.

ACCESSORIES

	Item No. ♦♦	Description	Dimensions Nominal W x L x H (inches)	Color	PCS/CTN
Suspension Systems	7301	Prelude® XL® 12' HD Main Beam	15/16 × 144 × 1-11/16"	White	20
	XL8320	Prelude XL 2' Cross Tee	15/16 × 144 × 1-11/16"	White	60
	7805BL	1-1/2" Angle Molding	1-1/2 × 120 × 1-1/2"	Black	30
	7823BL	Shadow Molding (Seismic)	7/8 × 144 × 7/8"	Black	30
	7891	12-Gauge Hanger Wire	144" Length	Mill Finish	140
	5389	Mounting Clip	N/A	Black	250
Accessories	7100	Heavy-duty Wall Anchor (Seismic)	1-1/4 × 3 × 1"	Mill Finish	50
	7870	Spring Border Clips (Required; Order separately)	N/A	Mill Finish	1000
Perimeter Trim	6481F01W1H4_ _ _	4" Veneered Trim with 4 Clips – Item 5925 (With Faux Wood Edgebanding on Long Edges)	4 × 96 × 3/4"	All Veneers	N/A
	6481F01W1H6_ _ _	6" Veneered Trim with 4 Clips – Item 5925 (With Faux Wood Edgebanding on long edges)	6 × 96 × 3/4"	All Veneers	N/A
	6481F01W1H8_ _ _	8" Veneered Trim with 4 Clips – Item 5925 (With Faux Wood Edgebanding on Long Edges)	8 × 96 × 3/4"	All Veneers	N/A
	5925	Replacement Trim Clips	N/A	Mill Finish	25
	7239	Adjustable Trim Clip	N/A	Mill Finish	50
	AXSJ	Axiom® Slip Joint	2 × 120 × 2-1/4"	N/A	10 LF
	AX_VESTR_ _ _	Axiom Vector Straight Trim - Recommend in Black 6" and up	N/A	Silver Grey, Black, Gun Metal	10 LF
	AX_VECUR_ _ _	Axiom Vector Curved Trim - Recommend in Black 6" and up	N/A	Silver Grey, Black, Gun Metal	10 LF
	6408_ _ _	WoodWorks Edgebanding Coordinating Faux Wood	3/4" x 300"	All Veneers	25 LF
FSC-certified Premium Trim*	6481F02W1H4_ _ _	4" FSC Veneered Trim with 4 Clips – Item 5925 (With Faux Wood Edgebanding on Long Edges)	4 × 96 × 3/4"	All Veneers	N/A
	6481F02W1H6_ _ _	6" FSC Veneered Trim with 4 Clips – Item 5925 (With Faux Wood Edgebanding on long edges)	6 × 96 × 3/4"	All Veneers	N/A
	6481F02W1H8_ _ _	8" FSC Veneered Trim with 4 Clips – Item 5925 (With Faux Wood Edgebanding on Long Edges)	8 × 96 × 3/4"	All Veneers	N/A

When ordering suspension system materials, please note that this product requires Prelude® XL® HD (Heavy-duty) 15/16" main beams.

◆◆ When specifying or ordering please include the 3-letter veneer suffix that coordinates with your WoodWorks ceiling: (e.g., 6481E01W1H4 N W M)

NOTE: Refer to installation instructions at armstrongceilings.com/installation for a better understanding of suspension system requirements.

TechLine 877 276-7876

armstrongceilings.com/woodworkslinear

Armstrong®
World Industries

