

# k.<sup>TM</sup> stand

Price list  
June 2025

## Knoll

### Price Adjustment Summary

- February 3, 2025: Veneer (all grades): +1%
- June 2, 2025: Average +4.25%

(see next page for details and examples)

### **Important :**

This price book is for reference only and does not reflect current list pricing. Refer to the Specification Tool for the latest pricing and product-specific details. Exceptions may apply.

## Price Adjustment Summary

### Effective February 3, 2025

- Veneer (all grades): +1%

### Effective June 2, 2025

- Bases: +4.75%
- Antenna Worksurfaces: +3.5%
- Ref Profiles Worksurfaces: +4.5%
- Dividends Horizon and Postform Worksurfaces: +4.25%
- AutoStrada Worksurfaces: +9%
- Accessories: +4.75%

---

### To calculate:

- Veneer products: apply 1% adjustment (Feb) before applying June adjustment.
- Non-Veneer products: apply June adjustment only.

---

### Estimating Updated Pricing

Product Price	List	Adjustment Steps	Final Estimate
Veneer	\$1,140	×1.01 (Feb) →×1.0475 (June)	\$1,206
Non veneer	\$605	×1.0475 (June only)	\$634

### Important:

This price book is for reference only and does not reflect current list pricing.

Refer to the *Specification Tool* for the latest pricing and product-specific details. Exceptions may apply.

## Introduction

---

Finish Options . . . . .	1
kstand Height Adjustable Tables . . . . .	3

## Bases

---

k.™ stand Standard Electric . . . . .	4
k.™ stand Extended Electric . . . . .	7

## Tops

---

Antenna Workspaces Worksurfaces . . . . .	10
Reff Profiles Worksurfaces . . . . .	16
Dividends Horizon Worksurfaces . . . . .	19
Postform Worksurfaces . . . . .	23
AutoStrada Worksurfaces . . . . .	25

## Accessories

---

Accessories . . . . .	27
-----------------------	----

## Alpha Numeric Index

---

Alpha Numeric Index . . . . .	31
-------------------------------	----

## General Ordering Information

---

General Ordering Information . . . . .	33
--	----

## k.™ stand Paint Finish

118 Bright White  
 613 Silver  
 UBK Ultra Balck

## Wood Finishes

New codes begin with a three digit numeric sequence, followed by a letter suffix. Each letter suffix (A-F) represents a different combination of pore fill options and gloss levels.

<b>Code</b>	<b>V1 TECHWOOD</b>	<b>Code</b>	<b>V2 PREMIUM TECHWOOD</b>	<b>Code</b>	<b>V3 PREMIUM VENEER</b>
638	Blond Maple	647	White Pine	039	Pippy Oak *
628	Dark Mahogany	640	Ebony	044	Figured Sycamore
639	Light Cherry	642	Grigio		
641	Black Oak				
506	Maple		<b>V2 NATURAL VENEER</b>		
509	Cherry	020	Natural Oak		
512	Medium Walnut	038	Rustic Walnut *		
513	Medium Teak	017	Light Walnut		
514	Espresso	002	Bronze Cherry		
637	Natural	006	Maple		
644	Light Walnut	021	Peacock Green		
645	Dove Grey	022	Walnut Old English		
		037	Walnut Birch		

	<b>Gloss Level</b>	<b>Fill Level</b>
A	Low Gloss	Closed Pore
B	MediumGloss	Closed Pore
C	High Gloss	Closed Pore
D	Low Gloss	Open Pore
E	Medium Gloss	Open Pore
F	High Gloss	Open Pore

## Edge Options for Veneers

WOOD	Complementary Wood
SYN	Complementary Synthetic
WPLY	Wood Ply Edge *
SPLY	Synthetic Ply Edge *

\* Ply Edge available on Birch (037) worksurfaces.

## \*Note:

-Synthetic Edge option is available on worksurfaces, only.

-Finishes with \* are available on worksurfaces only.

For more detailed information on Veneer finishes, please refer to the Wood Finish Matrix on the Knoll.com

## Laminate Finishes

### Core Laminate Surface / Edge

8Q	Folkstone (CP)
91	White (CP)
98	Studio White (CP)
115	Medium Grey **
118	Bright White ** @
WL	Warm Stone (CP)
UBK	Ultra Black (CP)

*\*\*Melamine worksurface finish.  
Worksurfaces manufactured in Melamine are available in High Pressure Laminate at a 10% upcharge. Other products are also available in High Pressure Laminate and would need to be quoted separately.*

Note: All core Laminate worksurfaces are available with matching and non matching edges. ie; A worksurface in 118, can have 139 edge finish.

### Wood Grain Laminates Surface / Edge

125	Natural Maple** (CP)
126	Natural Cherry ** (CP)
127	Walnut** (CP)
139	Light Ash** (CP)
140	Warm Ash** (CP)
141	Whitened Ash**
142	Grey Ash**
143	Classic Oak**
144	Graphite Pear**
LBA	Clear on Ash ** (CP)
LBB	Oak on Ash ** (CP)
LBC	Walnut on Ash ** (CP)
LBU	Medium Matte Walnut ** (CP)

### Additional Edge Options for Laminate worksurfaces (only):

WPLY Ply Edge - Wood (V1 Pricing)  
SPLY Ply edge - Synthetic (L Pricing)

The following Central Palette Laminates feature a woodgrain textured surface for HPL only:

LBA – Clear on Ash,  
LBB – Oak on Ash,  
LBC – Walnut on Ash.

TFL (Melamine) versions of these laminates have a smooth surface.

**Note:** *The Rules of Wood Grain Laminates, applies to the Impact Resistant Laminates. 25% Upcharge applies to the laminate pricing for the Impact Resistant Laminates.*

\*Matching edgeband available  
\*\*Melamine worksurface finish

**Note:**

@ = Limited Availability  
CP = Central Palette

**Note:** For Ref Profiles, AutoStrada and Antenna / Telescope you can chose from V1, V2 and V3, for Dividends Horizon you can chose from V1 only

**Please refer to individual rice lists for detiled information on finish optins.**

# k.™ stand Height Adjustable Tables

## Base Types and Height Ranges

k.™ stand

---

k.™ stand is available in Electric or Extended Electric base styles only. k.™ stand bases are adjusted with button controls mounted along the front edge of the top. There are two switch options; a Standard Switch and Digital Switch. The Standard Switch features Up and Down buttons only. The Digital Switch includes Up and Down buttons a digital read out, and a programmable upper and lower limit.

Power Requirements Per k.™ stand Table: 120-240V at 50-60 Hz, 3.2A at 120V running draw

Start Up Draw: ≤ 4A

Running Draw: ≤ 3.2A

Standby Draw: <0.2W

Base Type	k.™ stand Standard Electric	k.™ stand Extended Electric
Height Range	27.6 - 46.1"	24.4 - 50"
Adjustment	1-2" per second	1-2" per second
Load Capacity	265 lbs	265 lbs


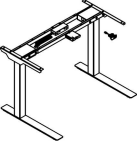
*\*Height ranges shown do not include top thickness*

Published heights are measured to the underside of the worksurface. When planning with storage or other object under the desk, account for 2 1/2" of base structure. Do not specify items that interfere with the travel of the table.

Casters raise the overall height of the table 1 1/2".

# k.™ stand Standard Electric Adjustable Width C-Leg Bases

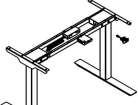
k.™ stand

description	type	w	d	pattern no.	List Price
	Adjustable-width base for use with tops 33 - 71"W	32.2 - 41.6"	21 3/4"	KHATB3CES24G ( )	\$2,338.
	Adjustable-width base for use with tops 42 - 89"W	41 - 59.5"	21 3/4"	KHATB3CEM24G ( )	\$2,487.
	Adjustable-width base for use with tops 48 - 101"W	47.1 - 71.7"	21 3/4"	KHATB3CEL24G ( )	\$2,683.
	Adjustable-width base for use with tops 33 - 71"W	32.2 - 41.6"	27 3/4"	KHATB3CES30G ( )	\$2,338.
	Adjustable-width base for use with tops 42 - 89"W	41 - 59.5"	27 3/4"	KHATB3CEM30G ( )	\$2,487.
	Adjustable-width base for use with tops 48 - 101"W	47.1 - 71.7"	27 3/4"	KHATB3CEL30G ( )	\$2,683.

Order Code	Specification Information	Application Notes	Notes
C-Leg Bases	1. Switch Style:	Bases are designed for use with corresponding worksurfaces to create freestanding tables. Worksurfaces must be specified separately.	When planning with objects, like storage under the table, a Digital Switch must be specified and the lower limit must be set to prevent collisions.
Example: KHATB3CEM24G, S, 118	"D" specifies the Digital Switch, which includes digital display and two programmable height settings. Add \$53 list for the Digital Switch.	Base comes with worksurface mounting hardware.	Casters cannot be used on rectangular 24"D C-Leg bases.
KHATB			Casters cannot be used on any table with privacy screens or modesties. Casters purchased separately as an accessory.
3		Maximum of 15" worksurface overhang on one or both sides permitted.	
C		Corner base max per side dimension is measured along back edge of top and includes depth of attached top.	
E			
M	"TR" specifies the red Toggle Switch. Add \$37 list for the Toggle Switch.		
24			
G	2. Base Finish:		
S	Available in fully painted Jet Black, Bright White and Silver.		
118			

# k.™ stand Standard Electric Adjustable Width T-Leg Bases

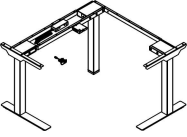
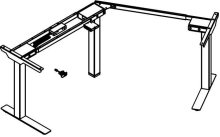
k.™ stand

description	type	w	d	pattern no.	List Price
	Adjustable-width base for use with tops 33 - 71"W	32.2 - 41.6"	27 3/4"	KHATB3TES30G ( ) ( )	\$2,338.
	Adjustable-width base for use with tops 42 - 89"W	41 - 59.5"	27 3/4"	KHATB3TEM30G ( ) ( )	\$2,487.
	Adjustable-width base for use with tops 48 - 101"W	47.1 - 71.7"	27 3/4"	KHATB3TEL30G ( ) ( )	\$2,683.

Order Code	Specification Information	Application Notes	Notes
<b>C-Leg Bases</b> Example: KHATB3CEM24G, S, 118 KHATB k.™ stand base 3 3rd Generation C C-Leg E Electric M Medium Adjustable-Width 24 Depth G Glides S Standard Switch 118 Bright White	1. Switch Style:  "D" specifies the Digital Switch, which includes digital display and two programmable height settings. Add \$53 list for the Digital Switch.  "TR" specifies the red Toggle Switch. Add \$37 list for the Toggle Switch.  2. Base Finish:  Available in fully painted Jet Black, Bright White and Silver.	Bases are designed for use with corresponding worksurfaces to create freestanding tables. Worksurfaces must be specified separately.  Base comes with worksurface mounting hardware.  Maximum of 15" worksurface overhang on one or both sides permitted.  Corner base max per side dimension is measured along back edge of top and includes depth of attached top.	When planning with objects, like storage under the table, a Digital Switch must be specified and the lower limit must be set to prevent collisions.  Casters cannot be used on rectangular 24"D C-Leg bases. Casters cannot be used on any table with privacy screens or modesties. Casters purchased separately as an accessory.  Corner bases support Corner tops and rectangular worksurfaces with perpendicular returns up to 30"D. 120" bases support 120" tops up to 30"D.

# k.™ stand Standard Electric Adjustable Width 90° and 120° Corner Bases

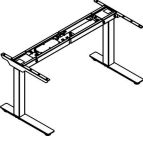
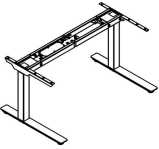

k.™ stand

description	type	w	d	pattern no.	List Price	
90° Corner Base For use with following worksurfaces 	Left side min.38"-max.62" Right side min.38"-max.62"	Left: 37.5" - 47.0" Right: 37.3" - 46.8"	21 3/4"	KHATB3KES21G ( ) ( )	\$3,584.	
	Left side min.38"-max.62" Right side min.47"- max.80"	Left: 37.5" - 47.0" Right: 46.2" - 64.7"	21 3/4"	KHATB3KESM21G ( ) ( )	\$3,687.	
	Left side min.47"-max.80" Right side min.38"-max.62"	Left: 46.4" - 64.9" Right: 37.3" - 46.8"	21 3/4"	KHATB3KEMS21G ( ) ( )	\$3,687.	
	Left side min.38"-max.62" Right side min. 53"-max.92"	Left: 37.5" - 47.0" Right: 52.2" - 76.9"	21 3/4"	KHATB3KESL21G ( ) ( )	\$3,811.	
	Left side min.53"-max.92" Right side min.38"-max.62"	Left: 52.4" - 77.1" Right: 37.3" - 46.8"	21 3/4"	KHATB3KELS21G ( ) ( )	\$3,811.	
	Left side min.47"-max.80" Right side min. 47"-max.80"	Left: 46.4" - 64.9" Right: 46.2" - 64.7"	21 3/4"	KHATB3KEM24G ( ) ( )	\$3,780.	
	Left side min.47"-max.80" Right side min. 53"-max.92"	Left: 46.4" - 64.9" Right: 52.2" - 76.9"	21 3/4"	KHATB3KEML24G ( ) ( )	\$3,914.	
	Left side min.53"-max.92" Right side min.47"-max.80"	Left: 52.4" - 77.1" Right: 46.2" - 64.7"	21 3/4"	KHATB3KELM24G ( ) ( )	\$3,914.	
	Left side min.53"-max.92" Right side min.53"-max.92"	Left: 52.4" - 77.1" Right: 52.2" - 76.9"	21 3/4"	KHATB3KEL24G ( ) ( )	\$4,079.	
	REFERR TO THE SPECIFICATION TOOL FOR THE CURRENT PRICING					
	120° Corner Base For use with following worksurfaces 	41" and 47" 120° Tops (can accommodate 37"- 59" 120° tops)	Left: 36.1" - 45.7" Right: 34.4" - 43.9"	21 3/4"	KHATB3VES21G ( ) ( )	\$3,605.
		47", 53" and 59" 120° Tops (can accommodate 46" - 77"w 120° tops)	Left: 45.1" - 63.6" Right: 43.3" - 61.8"	21 3/4"	KHATB3VEM24G ( ) ( )	\$3,801.
		59"w 120° Tops (can accommodate 52" - 89"w 120° tops)	Left: 51.1" - 75.7" Right: 49.3" - 73.9"	21 3/4"	KHATB3VEL24G ( ) ( )	\$4,099.

Order Code	Specification Information	Application Notes	Notes
<b>C-Leg Bases</b> Example: KHATB3CEM24G, S, 118 KHATB k.™ stand base 3 3rd Generation C C-Leg E Electric M Medium Adjustable-Width 24 Depth G Glides S Standard Switch 118 Bright White	1. Switch Style:  "D" specifies the Digital Switch, which includes digital display and two programmable height settings. Add \$53 list for the Digital Switch.  "TR" specifies the red Toggle Switch. Add \$37 list for the Toggle Switch.  2. Base Finish:  Available in fully painted Jet Black, Bright White and Silver.	Bases are designed for use with corresponding worksurfaces to create freestanding tables. Worksurfaces must be specified separately.  Base comes with worksurface mounting hardware.  Typically, the heels of k. stand base aligns to the back edge(s) of top(s). For 90° corner bases return depth of 36"D and 42"D can be achieved when the base is shifted forward by 3" (36"D) or 6" (42D). We allow the worksurface to overhang (forward or rearward) the midline of the column by 21"  For 90° corner bases where one or both sides are Small-Adjustable: the feet are 16". For 90° Corner bases where the sides are M or L: the feet are 22"  Corner base max per side dimension is measured along back edge of top and includes depth of attached top.	When planning with objects, like storage under the table, a Digital Switch must be specified and the lower limit must be set to prevent collisions.  Casters cannot be used on rectangular 24"D C-Leg bases. Casters cannot be used on any table with privacy screens or modesties. Casters purchased separately as an accessory.  Corner bases support Corner tops and rectangular worksurfaces with perpendicular returns up to 30"D. 120° bases support 120° tops up to 30"D.  Since the cantilever Bracket is longer than the 16 foot, the base is given a depth of 21. Whereas in k. stand logic, the 22D feet bases are called 24.

# k.™ stand Extended Electric Adjustable Width C-Leg and T-Leg Bases

k.™ stand

description	type	w	d	pattern no.	list
	Adjustable-width base for use with tops 33 - 71"W	32.2 - 41.6"	21 3/4"	KHATB3CEXS24G ( )	\$2,678.
	Adjustable-width base for use with tops 42 - 89"W	41 - 59.5"	21 3/4"	KHATB3CEXM24G ( )	\$2,848.
	Adjustable-width base for use with tops 48 - 101"W	47.1 - 71.7"	21 3/4"	KHATB3CEXL24G ( )	\$3,044.
	Adjustable-width base for use with tops 33 - 71"W	32.2 - 41.6"	27 3/4"	KHATB3CEXS30G ( )	\$2,678.
	Adjustable-width base for use with tops 42 - 89"W	41 - 59.5"	27 3/4"	KHATB3CEXM30G ( )	\$2,848.
	Adjustable-width base for use with tops 48 - 101"W	47.1 - 71.7"	27 3/4"	KHATB3CEXL30G ( )	\$3,044.
	Adjustable-width base for use with tops 33 - 71"W	32.2 - 41.6"	27 3/4"	KHATB3TEXS30G ( )	\$2,678.
	Adjustable-width base for use with tops 42 - 89"W	41 - 59.5"	27 3/4"	KHATB3TEXM30G ( )	\$2,848.
	Adjustable-width base for use with tops 48 - 101"W	47.1 - 71.7"	27 3/4"	KHATB3TEXL30G ( )	\$3,044.

Order Code	Specification Information	Application Notes	Notes
C-Leg Bases Example: KHATB3CEXM24G, S, 118 KHATB k.™ stand base 3 3rd Generation C C-Leg EX Extended Electric M Medium Adjustable-Width 24 Depth G Glides S Standard Switch 118 Bright White	1. Switch Style:  "D" specifies the Digital Switch, which includes digital display and two programmable height settings. Add \$53 list for the Digital Switch.  "TR" specifies the red Toggle Switch. Add \$37 list for the Toggle Switch.  2. Base Finish:  Available in fully painted Jet Black, Bright White and Silver.	Bases are designed for use with corresponding worksurfaces to create freestanding tables. Worksurfaces must be specified separately.  Base comes with worksurface mounting hardware. Maximum of 15" worksurface overhang on one or both sides permitted.  Corner base per side dimension is measured along back edge of top and includes depth of attached top.	When planning with objects, like storage under the table, a Digital Switch must be specified and the lower limit must be set to prevent collisions.  Casters cannot be used on rectangular 24"D C-Leg bases. Casters cannot be used on any table with privacy screens or modesties. Casters purchased separately as an accessory.  Corner bases support Corner tops and rectangular worksurfaces with perpendicular returns up to 30"D. 120° bases support 120° tops up to 30"D.

k.™ stand Extended Electric  
Adjustable Width 90° Corner Bases

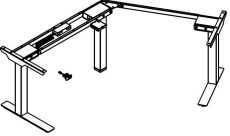
k.™ stand

description	type	w	d	pattern no.	list
90° Corner Base For use with the following worksurfaces 	Left side min. 38" to max. 62" Right side min. 38" to max. 62"	Left: 37.5" - 47.0" Right: 37.3" - 46.8"	21 3/4"	KHATB3KEXS21G ( ) ( )	\$4,687.
	Left side min. 47" to max. 80" Right side min. 38" to max. 62"	Left: 46.4" - 64.9" Right: 37.3" - 46.8"	21 3/4"	KHATB3KEXMS21G ( ) ( )	\$4,738.
	Left side min. 38" to max. 62" Right side min. 47" to max. 80"	Left: 37.5" - 47.0" Right: 46.2" - 64.7"	21 3/4"	KHATB3KEXSM21G ( ) ( )	\$4,790.
	Left side min. 53" to max. 92" Right side min. 38" to max. 62"	Left: 52.4" - 77.1" Right: 37.3" - 46.8"	21 3/4"	KHATB3KEXLS21G ( ) ( )	\$5,026.
	Left side min. 38" to max. 62" Right side min. 53" to max. 92"	Left: 37.5" - 47.0" Right: 52.2" - 76.9"	21 3/4"	KHATB3KEXSL21G ( ) ( )	\$5,026.
	Left side min. 47" to max. 80" Right side min. 47" to max. 80"	Left: 46.4" - 64.9" Right: 46.2" - 64.7"	21 3/4"	KHATB3KEXM24G ( ) ( )	\$5,078.
	Left side min. 53" to max. 92" Right side min. size 47" to max. 80"	Left: 52.4" - 77.1" Right: 46.2" - 64.7"	21 3/4"	KHATB3KEXLM24G ( ) ( )	\$5,171.
	Left side min. 47" to max. 80" Right side min. size 53" to max. 92"	Left: 46.4" - 64.9" Right: 52.2" - 76.9"	21 3/4"	KHATB3KEXML24G ( ) ( )	\$5,171.
	Left side min. 53" to max. 92" Right side min. 53" to max. 92"	Left: 52.4" - 77.1" Right: 52.2" - 76.9"	21 3/4"	KHATB3KEXL24G ( ) ( )	\$5,305.

Order Code	Specification Information	Application Notes	Notes
C-Leg Bases Example: KHATB3CEXM24G, S, 118 KHATB k.™ stand base 3 3rd Generation C C-Leg EX Extended Electric M Medium Adjustable-Width 24 Depth G Glides S Standard Switch 118 Bright White	1. Switch Style: "D" specifies the Digital Switch, which includes digital display and two programmable height settings. Add \$53 list for the Digital Switch. "TR" specifies the red Toggle Switch. Add \$37 list for the Toggle Switch. 2. Base Finish: Available in fully painted Jet Black, Bright White and Silver.	Bases are designed for use with corresponding worksurfaces to create freestanding tables. Worksurfaces must be specified separately. Base comes with worksurface mounting hardware. Maximum of 15" worksurface overhang on one or both sides permitted. Typically, the heels of k. stand base aligns to the back edge(s) of top(s). For 90° corner bases return depth of 36"D and 42"D can be achieved when the base is shifted forward by 3" (36"D) or 6 inches (42"D). We allow the worksurface to overhang (forward or rearward) the midline of the column by 21". For 90° corner bases where one or both sides are Small-Adjustable: the feet are 16". For 90° Corner bases where the sides are M or L: the feet are 22". Corner base max per side dimension is measured along back edge of top and includes depth of attached top.	When planning with objects, like storage under the table, a Digital Switch must be specified and the lower limit must be set to prevent collisions. Casters cannot be used on rectangular 24"D C-Leg bases. Casters cannot be used on any table with privacy screens or modesties. Casters purchased separately as an accessory. Corner bases support Corner tops and rectangular worksurfaces with perpendicular returns up to 30"D. 120" bases support 120" tops up to 30"D. Since the cantilever Bracket is longer than the 16 foot, the base is given a depth of 21. Whereas in k. stand logic, the 22D feet bases are called 24.

# k.™ stand Extended Electric Adjustable Width 120° Corner Bases

k.™ stand

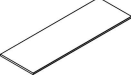
description	type	w	d	pattern no.	list
 <p>120° Corner Base For use with following worksurfaces</p>	41" and 47"w 120° Tops (can accommodate 37"- 59"w 120° tops)	Left: 36.1" - 45.7" Right: 34.4" - 43.9"	21 3/4"	KHATB3VEXS21G ( ) ( )	\$4,790.
	47", 53" and 59"w 120° Tops (can accommodate 46" - 77"w 120° tops)	Left: 45.1" - 63.6" Right: 43.3" - 61.8"	21 3/4"	KHATB3VEXM24G ( ) ( )	\$5,099.
	59"w 120° Tops (can accommodate 52" - 89"w 120° tops)	Left: 51.1" - 75.7" Right: 49.3" - 73.9"	21 3/4"	KHATB3VEXL24G ( ) ( )	\$5,408.

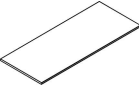
REFER TO THE SPECIFICATION TOOL FOR THE CURRENT PRICING

Order Code	Specification Information	Application Notes	Notes
<b>C-Leg Bases</b> Example: KHATB3CEXM24G, S, 118 KHATB k.™ stand base 3 3rd Generation C C-Leg EX Extended Electric M Medium Adjustable-Width 24 Depth G Glides S Standard Switch 118 Bright White	1. Switch Style:  "D" specifies the Digital Switch, which includes digital display and two programmable height settings. Add \$53 list for the Digital Switch.  "TR" specifies the red Toggle Switch. Add \$37 list for the Toggle Switch.  2. Base Finish:  Available in fully painted Jet Black, Bright White and Silver.	Bases are designed for use with corresponding worksurfaces to create freestanding tables. Worksurfaces must be specified separately.  Base comes with worksurface mounting hardware. Maximum of 15" worksurface overhang on one or both sides permitted.  Typically, the heels of k. stand base aligns to the back edge(s) of top(s). For 90° corner bases return depth of 36"D and 42"D can be achieved when the base is shifted forward by 3" (36"D) or 6 inches (42"D). We allow the worksurface to overhang (forward or rearward) the midline of the column by 21"  For 90° corner bases where one or both sides are Small-Adjustable: the feet are 16". For 90° Corner bases where the sides are M or L: the feet are 22".  Corner base max per side dimension is measured along back edge of top and includes depth of attached top.	When planning with objects, like storage under the table, a Digital Switch must be specified and the lower limit must be set to prevent collisions.  Casters cannot be used on rectangular 24"D C-Leg bases. Casters cannot be used on any table with privacy screens or modesties. Casters purchased separately as an accessory.  Corner bases support Corner tops and rectangular worksurfaces with perpendicular returns up to 30"D. 120° bases support 120° tops up to 30"D.  Since the cantilever Bracket is longer than the 16 foot, the base is given a depth of 21. Whereas in k. stand logic, the 22D feet bases are called 24.

# Antenna Workspaces Worksurfaces Tops for C-Leg and T-Leg Bases 24", 30" and 36" Deep Rectangular

k.™ stand

description	w*	w	d	h	pattern no.	laminate (L)	M/V1(V)	V2(V)	V3(V)
Antenna C-Leg Tops, 24" Deep For 24"D C-Leg Base 	36"	33"	24"	1 1/4"	KHATTYR3324( )	\$368.	\$744.	\$854.	\$1,153.
	42"	39"	24"	1 1/4"	KHATTYR3924( )	\$421.	\$781.	\$900.	\$1,210.
	48"	45"	24"	1 1/4"	KHATTYR4524( )	\$472.	\$813.	\$935.	\$1,267.
	54"	51"	24"	1 1/4"	KHATTYR5124( )	\$511.	\$868.	\$999.	\$1,349.
	60"	57"	24"	1 1/4"	KHATTYR5724( )	\$552.	\$924.	\$1,065.	\$1,437.
	66"	63"	24"	1 1/4"	KHATTYR6324( )	\$595.	\$963.	\$1,106.	\$1,494.
	72"	69"	24"	1 1/4"	KHATTYR6924( )	\$621.	\$998.	\$1,151.	\$1,551.
	78"	75"	24"	1 1/4"	KHATTYR7524( )	\$671.	\$1,045.	\$1,205.	\$1,623.
	84"	81"	24"	1 1/4"	KHATTYR8124( )	\$707.	\$1,094.	\$1,254.	\$1,694.
	90"	87"	24"	1 1/4"	KHATTYR8724( )	\$795.	\$1,137.	\$1,309.	\$1,764.
	96"	93"	24"	1 1/4"	KHATTYR9324( )	\$865.	\$1,179.	\$1,360.	\$1,835.
	102"	99"	24"	1 1/4"	KHATTYR9924( )	\$943.	\$1,226.	\$1,415.	\$1,908.

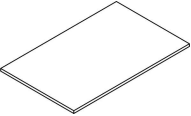
description	w*	w	d	h	pattern no.	laminate (L)	M/V1(V)	V2(V)	V3(V)
Antenna C-Leg and T-Leg Tops, 30" Deep For 30"D C-Leg & T-Leg Bases 	36"	33"	30"	1 1/4"	KHATTYR3330( )	\$459.	\$827.	\$954.	\$1,282.
	42"	39"	30"	1 1/4"	KHATTYR3930( )	\$497.	\$853.	\$980.	\$1,322.
	48"	45"	30"	1 1/4"	KHATTYR4530( )	\$552.	\$917.	\$1,056.	\$1,421.
	54"	51"	30"	1 1/4"	KHATTYR5130( )	\$627.	\$972.	\$1,115.	\$1,506.
	60"	57"	30"	1 1/4"	KHATTYR5730( )	\$687.	\$1,025.	\$1,177.	\$1,595.
	66"	63"	30"	1 1/4"	KHATTYR6330( )	\$771.	\$1,045.	\$1,205.	\$1,623.
	72"	69"	30"	1 1/4"	KHATTYR6930( )	\$795.	\$1,081.	\$1,244.	\$1,682.
	78"	75"	30"	1 1/4"	KHATTYR7530( )	\$852.	\$1,128.	\$1,293.	\$1,751.
	84"	81"	30"	1 1/4"	KHATTYR8130( )	\$904.	\$1,173.	\$1,348.	\$1,823.
	90"	87"	30"	1 1/4"	KHATTYR8730( )	\$972.	\$1,227.	\$1,415.	\$1,903.
	96"	93"	30"	1 1/4"	KHATTYR9330( )	\$1,040.	\$1,273.	\$1,462.	\$1,977.
	102"	99"	30"	1 1/4"	KHATTYR9930( )	\$1,113.	\$1,324.	\$1,506.	\$2,057.

\* Nominal Width

Order Code	Specification Information	Application Notes	Options
Antenna Tops Example: KHATTYR5130L, 118, 118 KHATT k.™ stand top Y Antenna Style R Rectangular Top 51 Width 30 Depth L Laminate 118 Bright White Laminate 118 Bright White Edge	Antenna Tops To order, specify 1. Pattern Number 2. Top Finish 3. Edge Finish (laminate and mixed tops only)	Antenna Tops  Worksurfaces are pre-drilled with pilot for use with wood screws.  Actual worksurfaces are undersized by 1 1/2" on each side edge.	Antenna Tops  Top Finish Options: Add an (L) for laminate, (V) for veneer suffix or (M) for mixed (laminate with wood edge) suffix to pattern number.

# Antenna Workspaces Worksurfaces Tops for C-Leg and T-Leg Bases 24", 30" and 36" Deep Rectangular

k.™ stand

description	w*	w	d	h	pattern no.	laminate (L)	M/V1(V)	V2(V)	V3(V)
Antenna T-Leg Tops, 36" Deep For 30"D T-Leg Base  	48"	45"	36"	1 1/4"	KHATTYR4536( )	\$605.	\$991.	\$1,140.	\$1,535.
	54"	51"	36"	1 1/4"	KHATTYR5136( )	\$685.	\$1,045.	\$1,205.	\$1,623.
	60"	57"	36"	1 1/4"	KHATTYR5736( )	\$759.	\$1,100.	\$1,266.	\$1,708.
	66"	63"	36"	1 1/4"	KHATTYR6336( )	\$846.	\$1,155.	\$1,327.	\$1,790.
	72"	69"	36"	1 1/4"	KHATTYR6936( )	\$873.	\$1,210.	\$1,390.	\$1,879.
	78"	75"	36"	1 1/4"	KHATTYR7536( )	\$933.	\$1,266.	\$1,457.	\$1,964.
	84"	81"	36"	1 1/4"	KHATTYR8136( )	\$994.	\$1,320.	\$1,519.	\$2,049.
	90"	87"	36"	1 1/4"	KHATTYR8736( )	\$1,068.	\$1,379.	\$1,581.	\$2,133.
	96"	93"	36"	1 1/4"	KHATTYR9336( )	\$1,148.	\$1,420.	\$1,636.	\$2,204.
	102"	99"	36"	1 1/4"	KHATTYR9936( )	\$1,228.	\$1,462.	\$1,701.	\$2,270.

\* Nominal Width

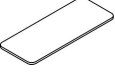
Order Code	Specification Information	Application Notes	Options
Antenna Tops	Antenna Tops	Antenna Tops	Antenna Tops
Example: KHATTYR5130L, 118, 118	To order, specify		
KHATT k.™ stand top	1. Pattern Number	Worksurfaces are pre-drilled with pilot for use with wood screws.	Top Finish Options:
Y Antenna Style	2. Top Finish		Add an (L) for laminate,
R Rectangular Top	3. Edge Finish		(V) for veneer suffix or
51 Width	(laminate and mixed tops only)	Actual worksurfaces are undersized by 1 1/2" on each side edge.	(M) for mixed (laminate with wood edge) suffix to pattern number.
30 Depth			
L Laminate			
118 Bright White Laminate			
118 Bright White Edge			


# Antenna Workspaces Worksurfaces

## Radiused Tops for C-Leg and T-Leg Bases

### 24" , 30" and 36" Deep

k.™ stand

description	w*	w	d	h	pattern no.	laminate (L)	V1(V)	V2(V)	V3(V)
Antenna Rectangular Radiused Top 24" Deep For use with 24"D C-Leg Base 	36"	33"	24"	1 1/4"	KHATTYRC3324( )	\$453.	\$915.	\$1,049.	\$1,420.
	42"	39"	24"	1 1/4"	KHATTYRC3924( )	\$520.	\$961.	\$1,108.	\$1,492.
	48"	45"	24"	1 1/4"	KHATTYRC4524( )	\$581.	\$1,002.	\$1,154.	\$1,563.
	54"	51"	24"	1 1/4"	KHATTYRC5124( )	\$631.	\$1,070.	\$1,230.	\$1,664.
	60"	57"	24"	1 1/4"	KHATTYRC5724( )	\$679.	\$1,137.	\$1,314.	\$1,773.
	66"	63"	24"	1 1/4"	KHATTYRC6324( )	\$734.	\$1,186.	\$1,363.	\$1,842.
	72"	69"	24"	1 1/4"	KHATTYRC6924( )	\$763.	\$1,229.	\$1,421.	\$1,913.
	78"	75"	24"	1 1/4"	KHATTYRC7524( )	\$824.	\$1,289.	\$1,483.	\$2,002.
	84"	81"	24"	1 1/4"	KHATTYRC8124( )	\$867.	\$1,345.	\$1,542.	\$2,083.
	90"	87"	24"	1 1/4"	KHATTYRC8724( )	\$974.	\$1,393.	\$1,607.	\$2,169.
	96"	93"	24"	1 1/4"	KHATTYRC9324( )	\$1,066.	\$1,452.	\$1,671.	\$2,255.
	102"	99"	24"	1 1/4"	KHATTYRC9924( )	\$1,173.	\$1,510.	\$1,736.	\$2,346.

description	w*	w	d	h	pattern no.	laminate (L)	V1(V)	V2(V)	V3(V)
Antenna Rectangular Radiused Top 30" Deep For use with 30"D C-Leg & T-Leg Bases 	36"	33"	30"	1 1/4"	KHATTYRC3330( )	\$563.	\$1,018.	\$1,173.	\$1,575.
	42"	39"	30"	1 1/4"	KHATTYRC3930( )	\$615.	\$1,051.	\$1,210.	\$1,630.
	48"	45"	30"	1 1/4"	KHATTYRC4530( )	\$679.	\$1,129.	\$1,301.	\$1,750.
	54"	51"	30"	1 1/4"	KHATTYRC5130( )	\$771.	\$1,197.	\$1,377.	\$1,856.
	60"	57"	30"	1 1/4"	KHATTYRC5730( )	\$850.	\$1,264.	\$1,453.	\$1,964.
	66"	63"	30"	1 1/4"	KHATTYRC6330( )	\$948.	\$1,289.	\$1,453.	\$2,002.
	72"	69"	30"	1 1/4"	KHATTYRC6930( )	\$981.	\$1,331.	\$1,532.	\$2,072.
	78"	75"	30"	1 1/4"	KHATTYRC7530( )	\$1,049.	\$1,406.	\$1,594.	\$2,159.
	84"	81"	30"	1 1/4"	KHATTYRC8130( )	\$1,109.	\$1,440.	\$1,661.	\$2,239.
	90"	87"	30"	1 1/4"	KHATTYRC8730( )	\$1,194.	\$1,510.	\$1,741.	\$2,341.
	96"	93"	30"	1 1/4"	KHATTYRC9330( )	\$1,280.	\$1,564.	\$1,799.	\$2,432.
	102"	99"	30"	1 1/4"	KHATTYRC9930( )	\$1,371.	\$1,627.	\$1,871.	\$2,529.

\* Nominal Width

Order Code	Specification Information	Application Notes	Options
Antenna Tops Example: KHATTYRC5730L, 118,118 KHATT k.™ stand top Y Antenna Style RC Rectangular Radiused Top 57 Width 30 Depth L Laminate 118 Bright White Laminate 118 Bright White Edge	Antenna Tops  To order, specify: 1. Pattern number 2. Top Finish 3. Edge Finish (laminate and mixed tops only)	Antenna Tops  Worksurfaces are pre-drilled with pilot for use with wood screws.  24", 30" and 36" rectangular worksurfaces are for use with corresponding depth fixed and height adjustable C-Leg bases and T-Leg bases.  Actual worksurfaces are undersized by 1 1/2" on each side edge.	Antenna Tops  Top Finish Options: Add an (L) for laminate, (V) for veneer suffix to pattern number.  Veneer available with synthetic edge only.

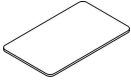
# Antenna Workspaces Worksurfaces

## Radiused Tops for C-Leg and T-Leg Bases

### 24" , 30" and 36" Deep

k.™ stand

description	w*	w	d	h	pattern no.	laminate (L)	V1(V)	V2(V)	V3(V)
Antenna Rectangular Radiused Top 36" Deep	48"	45"	36"	1 1/4"	KHATTYRC4536( )	\$746.	\$1,219.	\$1,404.	\$1,891.
For use with 30"D T-Leg Base	54"	51"	36"	1 1/4"	KHATTYRC5136( )	\$847.	\$1,289.	\$1,483.	\$2,002.
	60"	57"	36"	1 1/4"	KHATTYRC5736( )	\$936.	\$1,357.	\$1,560.	\$2,104.
	66"	63"	36"	1 1/4"	KHATTYRC6336( )	\$1,040.	\$1,427.	\$1,636.	\$2,207.
	72"	69"	36"	1 1/4"	KHATTYRC6936( )	\$1,078.	\$1,492.	\$1,715.	\$2,314.
	78"	75"	36"	1 1/4"	KHATTYRC7536( )	\$1,196.	\$1,622.	\$1,866.	\$2,515.
	84"	81"	36"	1 1/4"	KHATTYRC8136( )	\$1,221.	\$1,622.	\$1,869.	\$2,518.
	90"	87"	36"	1 1/4"	KHATTYRC8736( )	\$1,312.	\$1,692.	\$1,944.	\$2,625.
	96"	93"	36"	1 1/4"	KHATTYRC9336( )	\$1,414.	\$1,746.	\$2,013.	\$2,710.
	102"	99"	36"	1 1/4"	KHATTYRC9936( )	\$1,512.	\$1,798.	\$2,074.	\$2,791.



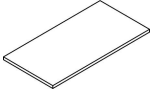
\* Nominal Width

Order Code	Specification Information	Application Notes	Options
Antenna Tops Example: KHATTYRC5730L, 118,118 KHATT k.™ stand top Y Antenna Style RC Rectangular Radiused Top 57 Width 30 Depth L Laminate 118 Bright White Laminate 118 Bright White Edge	Antenna Tops  To order, specify: 1. Pattern number 2. Top Finish 3. Edge Finish (laminate and mixed tops only)	Antenna Tops  Worksurfaces are pre-drilled with pilot for use with wood screws.  24", 30" and 36" rectangular worksurfaces are for use with corresponding depth fixed and height adjustable C-Leg bases and T-Leg bases.  Actual worksurfaces are undersized by 1 1/2" on each side edge.	Antenna Tops  Top Finish Options: Add an (L) for laminate, (V) for veneer suffix to pattern number.  Veneer available with synthetic edge only.

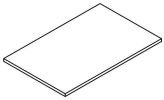
# Antenna Workspaces Worksurfaces Tops for 90 Degree and 120 Degree Bases 24" and 30" Deep

k.™ stand

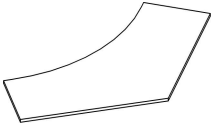
description	w*	w	d	h	pattern no.	laminate (L)	M/V1(V)	V1(V)	V2(V)	V3(V)
Antenna Top for Corner Bases, 24" Deep	42"	42"	24"	1 1/4"	KHATTYK4224( )	\$421.	\$781.	\$781.	\$900.	\$1,210.
Primary top for 90° Corner Base. To be used with perpendicular return.	47"	47"	24"	1 1/4"	KHATTYK4724( )	\$472.	\$813.	\$813.	\$935.	\$1,267.



Antenna Top for Corner Bases 30" Deep	42"	42"	30"	1 1/4"	KHATTYK4230( )	\$497.	\$853.	\$853.	\$980.	\$1,322.
Primary top for 90° Corner Base. To be used with perpendicular return.	47"	47"	30"	1 1/4"	KHATTYK4730( )	\$552.	\$917.	\$917.	\$1,056.	\$1,421.



Antenna 120° Top 24" Deep	42"	41"	24"	1 1/4"	KHATTYV4124( )	\$1,098.	\$2,506.	\$2,506.	\$2,882.	\$3,749.
For use with 24"D 120° Bases	48"	47"	24"	1 1/4"	KHATTYV4724( )	\$1,210.	\$2,670.	\$2,670.	\$3,069.	\$3,990.
	54"	53"	24"	1 1/4"	KHATTYV5324( )	\$1,290.	\$2,819.	\$2,819.	\$3,246.	\$4,217.
	60"	59"	24"	1 1/4"	KHATTYV5924( )	\$1,492.	n/a	n/a	n/a	n/a



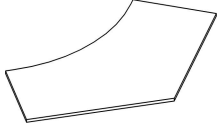
\* Nominal Width

Order Code	Specification Information	Application Notes	Options
Antenna Tops	Antenna Tops	Antenna Tops	Antenna Tops
Example: KHATTYR5130L, 118, 118	To order, specify		
KHATT k.™ stand top	1. Pattern Number	Worksurfaces are pre-drilled with pilot for use with wood screws.	Top Finish Options:
Y Antenna Style	2. Top Finish		Add an (L) for laminate,
R Rectangular Top	3. Edge Finish		(V) for veneer suffix or
51 Width	(laminate and mixed tops only)	Actual worksurfaces are undersized by 1 1/2" on each side edge.	(M) for mixed (laminate with wood edge) suffix to pattern number.
30 Depth			
L Laminate			
118 Bright White Laminate			
118 Bright White Edge			

# Antenna Workspaces Worksurfaces Tops for 90 Degree and 120 Degree Bases 24" and 30" Deep

k.™ stand

description	w*	w	d	h	pattern no.	laminate (L)	M/V1(V)	V1(V)	V2(V)	V3(V)
Antenna 120° Top 30" Deep	42"	41"	30"	1 1/4"	KHATTYV4130()	\$1,168.	\$2,581.	\$2,581.	\$2,924.	\$3,803.
For use with 24"D 120° Bases	48"	47"	30"	1 1/4"	KHATTYV4730()	\$1,247.	\$2,754.	\$2,754.	\$3,119.	\$4,057.
	54"	53"	30"	1 1/4"	KHATTYV5330()	\$1,540.	n/a	n/a	n/a	n/a
	60"	59"	30"	1 1/4"	KHATTYV5930()	\$1,568.	n/a	n/a	n/a	n/a



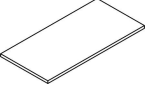
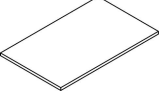
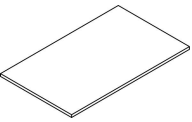
REFER TO THE SPECIFICATION TOOL FOR THE CURRENT PRICING

\* Nominal Width

Order Code	Specification Information	Application Notes	Options
Antenna Tops	Antenna Tops	Antenna Tops	Antenna Tops
Example: KHATTYR5130L, 118, 118	To order, specify		
KHATT	1. Pattern Number	Worksurfaces are pre-drilled with pilot for use with wood screws.	Top Finish Options:
Y	2. Top Finish		Add an (L) for laminate,
R	3. Edge Finish		(V) for veneer suffix or
51	(laminate and mixed tops only)	Actual worksurfaces are undersized by 1 1/2" on each side edge.	(M) for mixed (laminate with wood edge) suffix to pattern number.
30			
L			
118			
118			

# Reff Profiles Worksurfaces Tops for C-Leg Tables 24", 30" and 36" Deep Rectangular

k.™ stand

description	w*	w	d*	d	h	pattern no.	laminate (L)	M/V1(V)	V2(V)	V3(V)
Reff Profiles C-Leg Tops, 24" Deep For 24"D C-Leg Base 	48"	46"	24"	23"	1 1/4"	KHATTRR4623N	\$699.	\$759.	\$870.	\$1,173.
	54"	52"	24"	23"	1 1/4"	KHATTRR5223N	\$748.	\$808.	\$928.	\$1,251.
	60"	58"	24"	23"	1 1/4"	KHATTRR5823N	\$811.	\$865.	\$991.	\$1,341.
	66"	64"	24"	23"	1 1/4"	KHATTRR6423N	\$828.	\$890.	\$1,027.	\$1,384.
	72"	70"	24"	23"	1 1/4"	KHATTRR7023N	\$872.	\$932.	\$1,075.	\$1,453.
	78"	76"	24"	23"	1 1/4"	KHATTRR7623N	\$909.	\$975.	\$1,129.	\$1,518.
	Reff Profiles C-Leg & T-Leg Tops, 30" Deep For 30"D C-Leg & T-Leg Bases 	48"	46"	30"	29"	1 1/4"	KHATTRR4629N	\$797.	\$852.	\$976.
54"		52"	30"	29"	1 1/4"	KHATTRR5229N	\$861.	\$923.	\$1,054.	\$1,423.
60"		58"	30"	29"	1 1/4"	KHATTRR5829N	\$890.	\$953.	\$1,094.	\$1,479.
66"		64"	30"	29"	1 1/4"	KHATTRR6429N	\$908.	\$974.	\$1,128.	\$1,517.
72"		70"	30"	29"	1 1/4"	KHATTRR7029N	\$934.	\$999.	\$1,145.	\$1,549.
78"		76"	30"	29"	1 1/4"	KHATTRR7629N	\$977.	\$1,044.	\$1,202.	\$1,621.
Reff Profiles T-Leg Tops, 36" Deep For 30"D T-Leg Base 		48"	46"	36"	35"	1 1/4"	KHATTRR4635N	\$926.	\$996.	\$1,147.
	54"	52"	36"	35"	1 1/4"	KHATTRR5235N	\$988.	\$1,061.	\$1,212.	\$1,629.
	60"	58"	36"	35"	1 1/4"	KHATTRR5835N	\$1,026.	\$1,099.	\$1,262.	\$1,702.
	66"	64"	36"	35"	1 1/4"	KHATTRR6435N	\$1,063.	\$1,137.	\$1,313.	\$1,771.
	72"	70"	36"	35"	1 1/4"	KHATTRR7035N	\$1,099.	\$1,177.	\$1,357.	\$1,830.
	78"	76"	36"	35"	1 1/4"	KHATTRR7635N	\$1,142.	\$1,227.	\$1,409.	\$1,903.

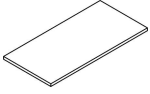
\* Nominal Width and Depth

Order Code	Specification Information	Application Notes	Options	Options
Reff Profiles Tops Example: KHATTRR5229NL, 118 KHATT k.™ stand top R Reff Profiles Top R Rectangular Top 52 Width 29 Depth N No Grommet L Laminate 118 Bright White Laminate 118 Bright White Edge	Reff Profiles Tops To order, specify 1. Pattern Number 2. Top Finish 3. Edge Finish (laminate and mixed tops only)	Reff Profiles Tops  Worksurfaces are pre-drilled with pilot for use with wood screws.  Actual worksurfaces are undersized by 1" on each side edge and by 1" on the back side.	Reff Profiles Tops  Top Finish Options: Add an (L) for laminate, (V) for veneer suffix or (M) for mixed (laminate with wood edge) suffix to pattern number.	Reff Profiles Tops  Top Finish Options: Add an (L) for laminate, (V) for veneer suffix or (M) for mixed (laminate with wood edge) suffix to pattern number.

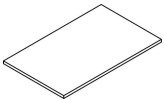
# Reff Profiles Worksurfaces Tops for C-Leg Tables 24", 30" and 36" Deep Rectangular

k.™ stand

description	w*	w	d*	d	h	pattern no.	laminate (L)	M/V1(V)	V2(V)	V3(V)
Reff Profiles Top for Corner Bases 24" Deep Primary Top for 90° Corner Base. To be used with perpendicular return.	47"	47"	24"	23"	1 1/4"	KHATTRR4723N	\$699.	\$759.	\$870.	\$1,173.



Reff Profiles Top for Corner Bases, 30" Deep Primary Top for 90° Corner Base. To be used with perpendicular return.	47"	47"	30"	29"	1 1/4"	KHATTRR4729N	\$797.	\$852.	\$976.	\$1,319.
---	-----	-----	-----	-----	--------	--------------	--------	--------	--------	----------



\* Nominal Width and Depth


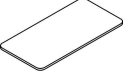

Order Code	Specification Information	Application Notes	Options	Options
Reff Profiles Tops Example: KHATTRR5229NL, 118 KHATT k.™ stand top R Reff Profiles Top R Rectangular Top 52 Width 29 Depth N No Grommet L Laminate 118 Bright White Laminate 118 Bright White Edge	Reff Profiles Tops To order, specify 1. Pattern Number 2. Top Finish 3. Edge Finish (laminated and mixed tops only)	Reff Profiles Tops  Worksurfaces are pre-drilled with pilot for use with wood screws.  Actual worksurfaces are undersized by 1" on each side edge and by 1" on the back side.	Reff Profiles Tops  Top Finish Options: Add an (L) for laminate, (V) for veneer suffix or (M) for mixed (laminated with wood edge) suffix to pattern number.	Reff Profiles Tops  Top Finish Options: Add an (L) for laminate, (V) for veneer suffix or (M) for mixed (laminated with wood edge) suffix to pattern number.

# Reff Profiles Worksurfaces

## Radiused Tops for C-Leg and T-Leg Tables

### 24" , 30" and 36" Deep

k.™ stand



description	w*	w	d*	d	h	pattern no.	laminate (L)	M/V1(V)	V2(V)	V3(V)
Reff Profiles Rectangular Radiused Top 24" Deep For use with 24"D C-Leg Base 	48"	46"	24"	23"	1 1/4"	KHATTRRC4623N	\$853.	\$726.	\$1,062.	\$1,431.
	54"	52"	24"	23"	1 1/4"	KHATTRRC5223N	\$913.	\$985.	\$1,135.	\$1,529.
	60"	58"	24"	23"	1 1/4"	KHATTRRC5823N	\$989.	\$1,058.	\$1,254.	\$1,690.
	66"	64"	24"	23"	1 1/4"	KHATTRRC6423N	\$1,012.	\$1,088.	\$1,254.	\$1,690.
	72"	64"	24"	23"	1 1/4"	KHATTRRC7023N	\$1,065.	\$1,137.	\$1,312.	\$1,773.
	78"	76"	24"	23"	1 1/4"	KHATTRRC7623N	\$1,111.	\$1,191.	\$1,378.	\$1,853.
	Reff Profiles Rectangular Radiused Top 30" Deep For use with 30"D C-Leg & T-Leg Base 	48"	46"	30"	29"	1 1/4"	KHATTRRC4629N	\$971.	\$1,039.	\$1,192.
54"		52"	30"	29"	1 1/4"	KHATTRRC5229N	\$1,051.	\$1,127.	\$1,290.	\$1,739.
60"		58"	30"	29"	1 1/4"	KHATTRRC5829N	\$1,088.	\$1,164.	\$1,336.	\$1,805.
68"		64"	30"	29"	1 1/4"	KHATTRRC6429N	\$1,106.	\$1,190.	\$1,377.	\$1,850.
72"		70"	30"	29"	1 1/4"	KHATTRRC7029N	\$1,140.	\$1,221.	\$1,399.	\$1,889.
78"		76"	30"	29"	1 1/4"	KHATTRRC7629N	\$1,193.	\$1,275.	\$1,470.	\$1,980.
Reff Profiles Rectangular Radiused Top 36" Deep For use with 30"D T-Leg Bases 		48"	46"	36"	35"	1 1/4"	KHATTRRC4635N	\$1,130.	\$1,215.	\$1,400.
	54"	52"	36"	35"	1 1/4"	KHATTRRC5235N	\$1,235.	\$1,327.	\$1,518.	\$2,038.
	60"	64"	36"	35"	1 1/4"	KHATTRRC5835N	\$1,252.	\$1,343.	\$1,537.	\$2,078.
	68"	58"	36"	35"	1 1/4"	KHATTRRC6435N	\$1,297.	\$1,386.	\$1,602.	\$2,160.
	72"	70"	36"	35"	1 1/4"	KHATTRRC7035N	\$1,343.	\$4,138.	\$1,655.	\$2,233.
	78"	76"	36"	35"	1 1/4"	KHATTRRC7635N	\$1,429.	\$1,531.	\$1,763.	\$2,381.

\* Nominal Width and Depth

Order Code	Specification Information	Application Notes	Options
Reff Profiles Tops Example: KHATTRRC5229L, 118,118 KHATT k.™ stand top R Reff Profiles Top RC Rectangular Radiused Top 52 Width 29 Depth N No Grommet L Laminate 118 Bright White Laminate 118 Bright White Edge	Reff Profiles Tops  To order, specify: 1. Pattern number 2. Grommet Option 3. Top Finish 4. Edge Finish (laminate and mixed tops only)	Reff Profiles Tops  Worksurfaces are pre-drilled with pilot for use with wood screws.  Actual worksurfaces are undersized by 1" on each side edge and 1" on the back side.	Reff Profiles Tops  Top Finish Options: Add an (L) for laminate, (V) for veneer suffix to pattern number.  Veneer available with synthetic edge only.

# Dividends Horizon Worksurfaces Tops for C-Leg Tables 24" and 30" Deep Rectangular

k.™ stand

description	w*	w	d*	d	h	pattern no.	Laminate w/ ABS edge	Laminate w/ woodgrain Edge	Techwood w/ Techwood Edge
Dividends Horizon C-Leg Tops, 24" Deep For 24"D C-Leg Base  	36"	34"	24"	23"	1 1/4"	KHATTDR3423N	\$375.	\$412.	\$784.
	42"	40"	24"	23"	1 1/4"	KHATTDR4023N	\$429.	\$471.	\$823.
	48"	46"	24"	23"	1 1/4"	KHATTDR4623N	\$479.	\$528.	\$864.
	54"	52"	24"	23"	1 1/4"	KHATTDR5223N	\$521.	\$573.	\$911.
	60"	58"	24"	23"	1 1/4"	KHATTDR5823N	\$566.	\$617.	\$953.
	66"	64"	24"	23"	1 1/4"	KHATTDR6423N	\$607.	\$666.	\$994.
	72"	70"	24"	23"	1 1/4"	KHATTDR7023N	\$634.	\$699.	\$1,040.
	78"	76"	24"	23"	1 1/4"	KHATTDR7623N	\$683.	\$746.	\$1,089.
	84"	82"	24"	23"	1 1/4"	KHATTDR8223N	\$719.	\$795.	\$1,133.
	90"	88"	24"	23"	1 1/4"	KHATTDR8823N	\$812.	\$888.	\$1,183.
	96"	94"	24"	23"	1 1/4"	KHATTDR9423N	\$884.	\$977.	\$1,229.
	102"	100"	24"	23"	1 1/4"	KHATTDR10023N	\$928.	\$1,012.	\$1,298.
Dividends Horizon C-Leg & T-Leg Tops, 30" Deep For 30"D C-Leg & T-Leg Bases  	36"	34"	30"	29"	1 1/4"	KHATTDR3429N	\$467.	\$515.	\$839.
	42"	40"	30"	29"	1 1/4"	KHATTDR4029N	\$508.	\$557.	\$896.
	48"	46"	30"	29"	1 1/4"	KHATTDR4629N	\$566.	\$617.	\$950.
	54"	52"	30"	29"	1 1/4"	KHATTDR5229N	\$641.	\$701.	\$992.
	60"	58"	30"	29"	1 1/4"	KHATTDR5829N	\$704.	\$776.	\$1,036.
	66"	64"	30"	29"	1 1/4"	KHATTDR6429N	\$782.	\$861.	\$1,076.
	72"	70"	30"	29"	1 1/4"	KHATTDR7029N	\$812.	\$888.	\$1,114.
	78"	76"	30"	29"	1 1/4"	KHATTDR7629N	\$866.	\$961.	\$1,168.
	84"	82"	30"	29"	1 1/4"	KHATTDR8229N	\$922.	\$1,012.	\$1,217.
	90"	88"	30"	29"	1 1/4"	KHATTDR8829N	\$990.	\$1,089.	\$1,268.
	96"	94"	30"	29"	1 1/4"	KHATTDR9429N	\$1,065.	\$1,169.	\$1,319.
	102"	100"	30"	29"	1 1/4"	KHATTDR10029N	\$1,117.	\$1,227.	\$1,371.

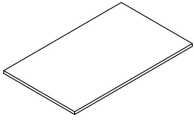
\* Nominal Width and Depth

Order Code	Specification Information	Application Notes	Options
Dividends Horizon Tops Example: KHATTDR5429N, L 118 KHATT k.™ stand top D Dividends Horizon Top R Rectangular Top 54 Width 29 Depth N No Grommet L Laminate 118 Bright White Laminate 118 Bright White Edge	Dividends Horizon Tops To order, specify 1. Pattern Number 2. Top Finish 3. Edge Finish (laminate tops only)	Dividends Horizon Tops  Worksurfaces are pre-drilled with pilot for use with wood screws.  Actual worksurfaces are undersized by 1" on each side edge and by 1" on the back side.	Dividends Horizon Tops  Top Finish Options: Add an (L) for laminate to pattern number.

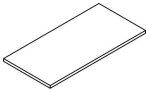
# Dividends Horizon Worksurfaces Tops for C-Leg Tables 24" and 30" Deep Rectangular

k.™ stand

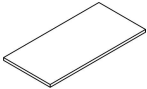
description	w*	w	d*	d	h	pattern no.	Laminate w/ ABS edge	Laminate w/ woodgrain Edge	Techwood w/ Techwood Edge
Dividends Horizon T-Leg Tops, 36" Deep For 30"D T-Leg Base	48"	46"	36"	35"	1 1/4"	KHATTDR4635N	\$737.	\$793.	\$1,128.
	54"	52"	36"	35"	1 1/4"	KHATTDR5235N	\$814.	\$878.	\$1,169.
	60"	58"	36"	35"	1 1/4"	KHATTDR5835N	\$899.	\$989.	\$1,226.
	66"	64"	36"	35"	1 1/4"	KHATTDR6435N	\$993.	\$1,096.	\$1,269.
	72"	70"	36"	35"	1 1/4"	KHATTDR7035N	\$1,096.	\$1,210.	\$1,315.
	78"	76"	36"	35"	1 1/4"	KHATTDR7635N	\$1,168.	\$1,239.	\$1,328.
	84"	82"	36"	35"	1 1/4"	KHATTDR8235N	\$1,236.	\$1,273.	\$1,345.
	90"	88"	36"	35"	1 1/4"	KHATTDR8835N	\$1,332.	\$1,368.	\$1,445.
	96"	94"	36"	35"	1 1/4"	KHATTDR9435N	\$1,425.	\$1,470.	\$1,548.
	102"	100"	36"	35"	1 1/4"	KHATTDR10035N	\$1,524.	\$1,558.	\$1,641.



Dividends Tops for Corner Bases, 24" Deep Primary top for 90° Corner Base. To be used with perpendicular return.	43"	43"	24"	23"	1 1/4"	KHATTDK4323N	\$429.	\$471.	\$823.
	47"	47"	24"	23"	1 1/4"	KHATTDK4723N	\$479.	\$528.	\$864.



Dividends Top for Corner Bases, 30" Deep Primary top for 90° Corner Base. To be used with perpendicular return.	43"	43"	30"	29"	1 1/4"	KHATTDK4329N	\$508.	\$557.	\$896.
	47"	47"	30"	29"	1 1/4"	KHATTDK4729N	\$566.	\$617.	\$950.





\* Nominal Width and Depth

Order Code	Specification Information	Application Notes	Options
Dividends Horizon Tops Example: KHATTDR5429N, L 118 KHATT k.™ stand top D Dividends Horizon Top R Rectangular Top 54 Width 29 Depth N No Grommet L Laminate 118 Bright White Laminate 118 Bright White Edge	Dividends Horizon Tops To order, specify 1. Pattern Number 2. Top Finish 3. Edge Finish (laminate tops only)	Dividends Horizon Tops  Worksurfaces are pre-drilled with pilot for use with wood screws.  Actual worksurfaces are undersized by 1" on each side edge and by 1" on the back side.	Dividends Horizon Tops  Top Finish Options: Add an (L) for laminate to pattern number.

# Dividends Horizon Worksurfaces Radiused Tops for C-Leg and T-Leg Tables 24" , 30" and 36" Deep

k.™ stand


description	w*	w	d*	d	h	pattern no.	Laminate w/ ABS edge	Laminate w/ woodgrain edge	Laminate w/ Techwood edge
Dividends Horizon Rectangular Radiused Top 24" Deep For use with 24"D C-Leg Base  	36"	34"	24"	23"	1 1/4"	KHATTDRC3423N	\$462.	\$507.	\$965.
	42"	40"	24"	23"	1 1/4"	KHATTDRC4023N	\$532.	\$581.	\$1,012.
	48"	46"	24"	23"	1 1/4"	KHATTDRC4623N	\$583.	\$647.	\$1,054.
	54"	52"	24"	23"	1 1/4"	KHATTDRC5223N	\$637.	\$699.	\$1,111.
	60"	58"	24"	23"	1 1/4"	KHATTDRC5823N	\$690.	\$756.	\$1,167.
	66"	64"	24"	23"	1 1/4"	KHATTDRC6423N	\$740.	\$814.	\$1,217.
	72"	70"	24"	23"	1 1/4"	KHATTDRC7023N	\$772.	\$854.	\$1,268.
	78"	76"	24"	23"	1 1/4"	KHATTDRC7623N	\$832.	\$911.	\$1,328.
	84"	82"	24"	23"	1 1/4"	KHATTDRC8223N	\$885.	\$978.	\$1,394.
	90"	88"	24"	23"	1 1/4"	KHATTDRC8823N	\$999.	\$1,092.	\$1,455.
	96"	94"	24"	23"	1 1/4"	KHATTDRC9423N	\$1,087.	\$1,201.	\$1,511.
	102"	100"	24"	23"	1 1/4"	KHATTDRC10023N	\$1,184.	\$1,309.	\$1,572.
Dividends Horizon Rectangular Radiused Top 30" Deep For use with 30"D C-Leg & T-Leg Base  	36"	34"	30"	29"	1 1/4"	KHATTDRC3429N	\$574.	\$633.	\$1,032.
	42"	40"	30"	29"	1 1/4"	KHATTDRC4029N	\$627.	\$686.	\$1,104.
	48"	46"	30"	29"	1 1/4"	KHATTDRC4629N	\$690.	\$756.	\$1,161.
	54"	52"	30"	29"	1 1/4"	KHATTDRC5229N	\$780.	\$857.	\$1,211.
	60"	58"	30"	29"	1 1/4"	KHATTDRC5829N	\$858.	\$947.	\$1,263.
	66"	64"	30"	29"	1 1/4"	KHATTDRC6429N	\$953.	\$1,050.	\$1,313.
	72"	70"	30"	29"	1 1/4"	KHATTDRC7029N	\$992.	\$1,087.	\$1,361.
	78"	76"	30"	29"	1 1/4"	KHATTDRC7629N	\$1,056.	\$1,174.	\$1,426.
	84"	82"	30"	29"	1 1/4"	KHATTDRC8229N	\$1,133.	\$1,245.	\$1,497.
	90"	88"	30"	29"	1 1/4"	KHATTDRC8829N	\$1,219.	\$1,340.	\$1,560.
	96"	94"	30"	29"	1 1/4"	KHATTDRC9429N	\$1,308.	\$1,439.	\$1,686.
	102"	100"	30"	29"	1 1/4"	KHATTDRC10029N	\$1,387.	\$1,524.	\$1,686.

\* Nominal Width and Depth

Order Code	Specification Information	Application Notes	Options
Dividends Horizon Tops Example: KHATTRRC5229NL, 118 KHATT k.™ stand top D Dividends Horizon Top RC Rectangular Radiused Top 40 Width 29 Depth N No Grommet L Laminate 118 Bright White Laminate	Dividends Horizon Tops  To order, specify: 1. Pattern number 2. Grommet Option 3. Top Finish	Dividends Horizon Tops  Worksurfaces are pre-drilled with pilot for use with wood screws.  Actual worksurfaces are undersized by 19 on each side edge and 19 on the back side.	Refr Profiles Tops  Top Finish Options: Add an (L) for laminate, (V) for veneer suffix to pattern number.  Veneer available with synthetic edge only.

Dividends Horizon Worksurfaces Radiused  
Tops for C-Leg and T-Leg Tables  
24" , 30" and 36" Deep

k.™ stand

description	w*	w	d*	d	h	pattern no.	Laminate w/ ABS edge	Laminate w/ woodgrain edge	Laminate w/ Techwood edge
Dividends Horizon Rectangular Radiused Top 36" Deep For use with 30"D T-Leg Base  	48"	46"	36"	35"	1 1/4"	KHATTDRC4635N	\$901.	\$967.	\$1,377.
	54"	52"	36"	35"	1 1/4"	KHATTDRC5235N	\$995.	\$1,072.	\$1,428.
	60"	58"	36"	35"	1 1/4"	KHATTDRC5835N	\$1,097.	\$1,209.	\$1,498.
	66"	64"	36"	35"	1 1/4"	KHATTDRC6435N	\$1,212.	\$1,338.	\$1,550.
	72"	70"	36"	35"	1 1/4"	KHATTDRC7035N	\$1,338.	\$1,474.	\$1,607.
	78"	76"	36"	35"	1 1/4"	KHATTDRC7635N	\$1,426.	\$1,514.	\$1,620.
	84"	82"	36"	35"	1 1/4"	KHATTDRC8235N	\$1,520.	\$1,566.	\$1,655.
	90"	88"	36"	35"	1 1/4"	KHATTDRC8835N	\$1,638.	\$1,683.	\$1,777.
	96"	94"	36"	35"	1 1/4"	KHATTDRC9435N	\$1,752.	\$1,808.	\$1,904.
	102"	100"	36"	35"	1 1/4"	KHATTDRC10035N	\$1,857.	\$1,916.	\$2,018.

\* Nominal Width and Depth

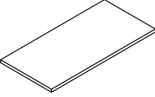
Order Code	Specification Information	Application Notes	Options
Dividends Horizon Tops Example: KHATTRRC5229NL, 118 KHATT k.™ stand top D Dividends Horizon Top RC Rectangular Radiused Top 40 Width 29 Depth N No Grommet L Laminate 118 Bright White Laminate	Dividends Horizon Tops  To order, specify: 1. Pattern number 2. Grommet Option 3. Top Finish	Dividends Horizon Tops  Worksurfaces are pre-drilled with pilot for use with wood screws.  Actual worksurfaces are undersized by 19 on each side edge and 19 on the back side.	Refr Profiles Tops  Top Finish Options: Add an (L) for laminate, (V) for veneer suffix to pattern number.  Veneer available with synthetic edge only.

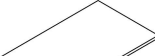
# Postform Worksurfaces

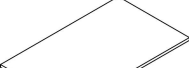
## Tops for C-Leg Tables

### 24", 30" and 36" Deep Rectangular

k.™ stand

description	w*	w	d*	d	h	pattern no.	L	V1	V2
Postform C-Leg Tops, 24" Deep For use with 249D C-Leg Base 	48"	46"	24"	23"	1 1/4"	KHATTMR4623( )	\$684.	\$1,128.	\$1,769.
	54"	52"	24"	23"	1 1/4"	KHATTMR5223( )	\$751.	\$1,267.	\$1,936.
	60"	58"	24"	23"	1 1/4"	KHATTMR5823( )	\$811.	\$1,328.	\$2,034.
	66"	64"	24"	23"	1 1/4"	KHATTMR6423( )	\$877.	\$1,466.	\$2,251.
	72"	70"	24"	23"	1 1/4"	KHATTMR7023( )	\$938.	\$1,565.	\$2,465.
	78"	76"	24"	23"	1 1/4"	KHATTMR7623( )	\$1,000.	\$1,614.	\$2,570.

Postform C-Leg & T-Leg Tops, 30" Deep For use with 30"D C-Leg & T-Leg Bases 	48"	46"	30"	29"	1 1/4"	KHATTMR4629( )	\$781.	\$1,262.	\$1,931.
	54"	52"	30"	29"	1 1/4"	KHATTMR5229( )	\$840.	\$1,400.	\$2,106.
	60"	58"	30"	29"	1 1/4"	KHATTMR5829( )	\$904.	\$1,498.	\$2,281.
	66"	64"	30"	29"	1 1/4"	KHATTMR6429( )	\$966.	\$1,592.	\$2,489.
	72"	70"	30"	29"	1 1/4"	KHATTMR7029( )	\$1,059.	\$1,721.	\$2,661.
	78"	76"	30"	29"	1 1/4"	KHATTMR7629( )	\$1,125.	\$1,813.	\$2,800.

Postform T-Leg Tops, 36" Deep For use with 30"D T-Leg Base 	48"	46"	36"	35"	1 1/4"	KHATTMR4635( )	\$863.	\$1,377.	\$2,063.
	52"	54"	36"	35"	1 1/4"	KHATTMR5235( )	\$915.	\$1,516.	\$2,245.
	58"	60"	36"	35"	1 1/4"	KHATTMR5835( )	\$988.	\$1,646.	\$2,494.
	64"	66"	36"	35"	1 1/4"	KHATTMR6435( )	\$1,033.	\$1,691.	\$2,688.
	70"	72"	36"	35"	1 1/4"	KHATTMR7035( )	\$1,229.	\$1,855.	\$2,812.

\* Nominal Width and Depth

Order Code	Specification Information	Application Notes	Options
PostformTops Example: KHATTMR5229L, 118 KHATT k.™ stand top M PostformTop R Rectangular Top 52 Width 29 Depth L Laminate 118 Bright White Laminate	Postform Tops  To order, specify 1. Pattern Number 2. Top Finish	Postform Tops  Worksurfaces are pre-drilled with pilot for use with wood screws.  Actual worksurfaces are undersized by 1" on each side edge and by 1" on the back side.	Postform Tops  Top Finish Options: Add an (L) for laminate, (V) for veneer suffix to pattern number.

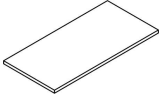
# Postform Worksurfaces

## Tops for C-Leg Tables

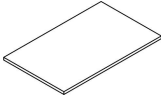
### 24", 30" and 36" Deep Rectangular

k.™ stand

description	w*	w	d*	d	h	pattern no.	L	V1	V2
Postform Top for Corner Base 24" Deep Primary top for 90° Corner Base. To be used with perpendicular return	47"	47"	30"	29"	1 1/4"	KHATTMR4723()	\$684.	\$1,128.	\$1,769.



Postform Top for Corner Base 30" Deep Primary top for 90° Corner Base. To be used with perpendicular return	47"	47"	30"	29"	1 1/4"	KHATTMR4729()	\$781.	\$1,262.	\$1,931.
--	-----	-----	-----	-----	--------	---------------	--------	----------	----------



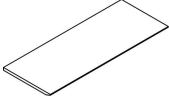
\* Nominal Width and Depth

Order Code	Specification Information	Application Notes	Options
PostformTops Example: KHATTMR5229L, 118 KHATT k.™ stand top M PostformTop R Rectangular Top 52 Width 29 Depth L Laminate 118 Bright White Laminate	Postform Tops  To order, specify 1. Pattern Number 2. Top Finish	Postform Tops  Worksurfaces are pre-drilled with pilot for use with wood screws.  Actual worksurfaces are undersized by 1" on each side edge and by 1" on the back side.	Postform Tops  Top Finish Options: Add an (L) for laminate, (V) for veneer suffix to pattern number.

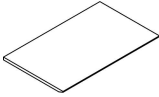
AutoStrada Worksurfaces Tops  
for C-Leg Tables  
30" Deep Rectangular

k.™ stand

description	w*	w	d*	d	h	pattern no.	laminate (L)	Mix	V1(V)	V2(V)	V3(V)
AutoStrada C-Leg Tops, 24" Deep For use with 24"D C-Leg	36"	34"	24"	23"	1 1/4"	KHATTAR3423( )N	\$743.	\$1,002.	\$1,098.	\$1,159.	\$1,509.
	42"	40"	24"	23"	1 1/4"	KHATTAR4023( )N	\$770.	\$1,132.	\$1,132.	\$1,195.	\$1,557.
	48"	46"	24"	23"	1 1/4"	KHATTAR4623( )N	\$850.	\$1,108.	\$1,212.	\$1,281.	\$1,667.
	54"	52"	24"	23"	1 1/4"	KHATTAR5223( )N	\$859.	\$1,181.	\$1,297.	\$1,372.	\$1,785.
	60"	58"	24"	23"	1 1/4"	KHATTAR5823( )N	\$902.	\$1,264.	\$1,386.	\$1,466.	\$1,904.
	66"	64"	24"	23"	1 1/4"	KHATTAR6423( )N	\$976.	\$1,312.	\$1,439.	\$1,512.	\$1,971.
	72"	70"	24"	23"	1 1/4"	KHATTAR7023( )N	\$1,004.	\$1,366.	\$1,499.	\$1,586.	\$2,065.
	78"	76"	24"	23"	1 1/4"	KHATTAR7623( )N	\$1,034.	\$1,428.	\$1,567.	\$1,667.	\$2,164.
	84"	82"	24"	23"	1 1/4"	KHATTAR8223( )N	\$1,078.	\$1,492.	\$1,634.	\$1,724.	\$2,246.
	90"	88"	24"	23"	1 1/4"	KHATTAR8823( )N	\$1,151.	\$1,552.	\$1,704.	\$1,810.	\$2,350.
	96"	94"	24"	23"	1 1/4"	KHATTAR9423( )N	\$1,177.	\$1,613.	\$1,770.	\$1,882.	\$2,442.
	102"	100"	24"	23"	1 1/4"	KHATTAR10023( )N	\$1,221.	\$1,678.	\$1,841.	\$1,957.	\$2,540.



AutoStrada C-Leg Tops, 30" Deep For use with 30"D C-Leg	36"	34"	30"	29"	1 1/4"	KHATTAR3429( )N	\$748.	\$1,127.	\$1,237.	\$1,299.	\$1,692.
	42"	40"	30"	29"	1 1/4"	KHATTAR4029( )N	\$786.	\$1,162.	\$1,275.	\$1,351.	\$1,758.
	48"	46"	30"	29"	1 1/4"	KHATTAR4629( )N	\$870.	\$1,245.	\$1,364.	\$1,450.	\$1,888.
	54"	52"	30"	29"	1 1/4"	KHATTAR5229( )N	\$895.	\$1,347.	\$1,477.	\$1,564.	\$2,032.
	60"	58"	30"	29"	1 1/4"	KHATTAR5829( )N	\$951.	\$1,397.	\$1,531.	\$1,619.	\$2,104.
	66"	64"	30"	29"	1 1/4"	KHATTAR6429( )N	\$1,023.	\$1,426.	\$1,566.	\$1,657.	\$2,155.
	72"	70"	30"	29"	1 1/4"	KHATTAR7029( )N	\$1,056.	\$1,464.	\$1,608.	\$1,701.	\$2,210.
	78"	76"	30"	29"	1 1/4"	KHATTAR7629( )N	\$1,093.	\$1,530.	\$1,680.	\$1,783.	\$2,313.
	84"	82"	30"	29"	1 1/4"	KHATTAR8229( )N	\$1,136.	\$1,591.	\$1,747.	\$1,852.	\$2,413.
	90"	88"	30"	29"	1 1/4"	KHATTAR8829( )N	\$1,236.	\$1,662.	\$1,824.	\$1,942.	\$2,519.
	96"	94"	30"	29"	1 1/4"	KHATTAR9429( )N	\$1,238.	\$1,724.	\$1,891.	\$2,009.	\$2,605.
	102"	100"	30"	29"	1 1/4"	KHATTAR10029( )N	\$1,275.	\$1,793.	\$1,948.	\$2,070.	\$2,683.



\* Nominal Width and Depth

Order Code	Specification Information	Application Notes	Options
AutoStrada Tops	AutoStrada Tops	AutoStrada Tops	AutoStradaTops
Example: KHATT AR R 52 29 L N 118 118	To order, specify 1. Pattern Number 2. Top Finish 3. Edge Finish (laminate and mixed tops only)	Worksurfaces are pre-drilled with pilot for use with wood screws.  Actual worksurfaces are undersized by 1" on each side edge and by 1" on the back side.	Top Finish Options: Add an (L) for laminate, (V) for veneer suffix or (M) for mixed suffix to pattern number.
KHATTAR5229( )N, 118			
k.™ stand top			
AutoStrada Top			
Rectangular Top			
Width			
Depth			
Laminated			
No Grommet			
Bright White Laminate			
Bright White Edge			

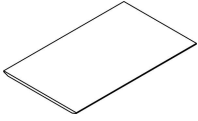
# AutoStrada Worksurfaces

## Tops for C-Leg Tables

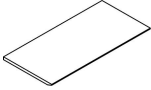
### 30" Deep Rectangular

k.™ stand

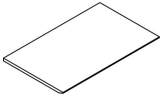
description	w*	w	d*	d	h	pattern no.	laminate (L)	Mix	V1(V)	V2(V)	V3(V)
AutoStrada C-Leg & T-Leg Tops, 36" Deep For use with 30"D Base	48"	46"	36"	35"	1 1/4"	KHATTAR4635( )N	\$940.	\$1,406.	\$1,540.	\$1,638.	\$2,131.
	54"	52"	36"	35"	1 1/4"	KHATTAR5235( )N	\$971.	\$1,545.	\$1,693.	\$1,777.	\$2,311.
	60"	58"	36"	35"	1 1/4"	KHATTAR5835( )N	\$979.	\$1,551.	\$1,701.	\$1,788.	\$2,323.
	66"	64"	36"	35"	1 1/4"	KHATTAR6435( )N	\$1,087.	\$1,558.	\$1,709.	\$1,817.	\$2,359.
	72"	70"	36"	35"	1 1/4"	KHATTAR7035( )N	\$1,122.	\$1,602.	\$1,759.	\$1,860.	\$2,421.
	78"	76"	36"	35"	1 1/4"	KHATTAR7635( )N	\$1,177.	\$1,637.	\$1,793.	\$1,907.	\$2,482.
	84"	82"	36"	35"	1 1/4"	KHATTAR8235( )N	\$1,220.	\$1,704.	\$1,865.	\$1,985.	\$2,585.
	90"	88"	36"	35"	1 1/4"	KHATTAR8835( )N	\$1,319.	\$1,785.	\$1,959.	\$2,078.	\$2,702.
	96"	94"	36"	35"	1 1/4"	KHATTAR9435( )N	\$1,355.	\$1,843.	\$2,022.	\$2,142.	\$2,780.
	102"	100"	36"	35"	1 1/4"	KHATTAR10035( )N	\$1,396.	\$1,898.	\$2,082.	\$2,207.	\$2,863.



AutoStrada Top for Corner Base 24" Deep Primary top for 90° Corner Base. To be used with perpendicular return	43"	43"	24"	23"	1 1/4"	KHATTAK4323( )N	\$770.	\$1,132.	\$1,132.	\$1,195.	\$1,557.
	47"	47"	24"	23"	1 1/4"	KHATTAK4723( )N	\$850.	\$1,108.	\$1,212.	\$1,281.	\$1,667.



AutoStrada Top for Corner Bases 30" Deep Primary top for 90° Corner Base. To be used with perpendicular return	43"	43"	30"	29"	1 1/4"	KHATTAK4329( )N	\$786.	\$1,275.	\$1,275.	\$1,351.	\$1,758.
	47"	47"	30"	29"	1 1/4"	KHATTAK4729( )N	\$870.	\$1,245.	\$1,364.	\$1,450.	\$1,888.







\* Nominal Width and Depth

Order Code	Specification Information	Application Notes	Options
AutoStrada Tops	AutoStrada Tops	AutoStrada Tops	AutoStradaTops
Example: KHATT AR R 52 29 L N 118 118	KHATTAR5229( )N, 118 k.™ stand top AutoStrada Top Rectangular Top Width Depth Laminated No Grommet Bright White Laminated Bright White Edge	To order, specify 1. Pattern Number 2. Top Finish 3. Edge Finish (laminated and mixed tops only)	Top Finish Options: Add an (L) for laminated, (V) for veneer suffix or (M) for mixed suffix to pattern number.

# Accessories

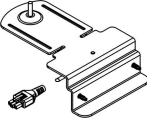
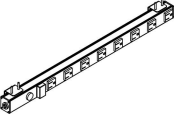
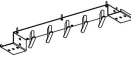
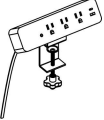
k.™ stand

description	type	w	d	h	pattern no.	list
 Digital Switch	For k.stand Standard and Extended Electric, Generation 3	4 1/2"		1 1/4"	KHATA3DS	\$335.
 Toggle, Red	For k.stand Standard and Extended Electric	2 1/2"	4 3/4"	3/4"	KHATA3TR	\$319.
k. stand Lower Stud Glide, Kit of 4	Low profile glide to reduce the height of k. stand by .2"				KHATA2LG	\$28.
 k.stand Casters, Kit of 4	2 locking, 2 non-locking	2"	1 1/2"	1 1/2"	KHATA2CAS2	\$141.
 k.stand Casters, Kit of 5	3 locking, 2 non-locking	2"	1 1/4"	1 1/2"	KHATA2CAS3	\$183.

Order Code	Specification Information	Notes:	Felt J Cable Sleeve
Digital Switch Example: KHATA3DS KHAT k.™ stand A Accessory 3 3rd Generation DS Digital Switch	<ol style="list-style-type: none"> <li>Digital Switch ships with cord.</li> <li>Casters cannot be used on 24"D k.stand nor on k.stand with desk mounted privacy screens or modesty panels. Casters raise the overall height of the table 1 1/2".</li> <li>Specify Black or White finish for Power Module.</li> </ol>	<p>Z-Manager for k.stand Standard Electric and Extended Electric bases are installed from the underside of the worksurface to the underside of the foot on either side of the leg. k.stand foot is pre-drilled to accept the Z-Manager.</p> <p>Power Module by Fully delivers up to 65W from the two USB ports and it offers 800 joules of surge protection.</p> <p><u>When only one port is used:</u></p> <p>USB A Single output: DC5V 2.4A MAX.            USB C Single output: DC5V/3A, 9V/3A, 20V/3.25A - PD65W Max.</p> <p><u>Two ports when used together:</u></p> <p>USB A output: DC 5V 2.4A MAX USB C output: DC 5V/3A, 9V/3A, 20V/2.25A - PD45W Max.</p>	<p>Available in Black (B) and Grey/Black (GB)</p> <p>Plastic mounting pieces are always black.</p> <p>Length of Felt J Cable Sleeve accommodate both standard and Extended electric ranges.</p> <p>It is installed from the underside of the worksurface using a 14.59 long linear (always black) that surface mounts with double-sided tape to the base of leg.</p>

# Accessories


k.™ stand

description	type	w	d	h	pattern no.	list
 <p>Worksurface Collision sensor</p>	For use with k. stand Standard Electric and Extended Electric Bases	4"	6 1/4"	1 1/2"	KHATAWCS	\$268.
 <p>Power Strip</p>	for use on Tone and k. stand Height Adjustable Tables	24 3/4"	2"	2"	TBPS24	\$549.
 <p>Cleat Plate</p>	For use on Tone and k. stand Height Adjustable Tables	25"	3 3/4"	2 1/4"	TBCP	\$177.
 <p>Power Module</p>	Clamp-Mount Power Module with 9' cord, 3 power outlets, 1 USB-A, 1 USB-C	8.5"	1.7"	2.2"	KHATA2CPM108( )	\$293.

Order Code	Specification Information	Notes:	Felt J Cable Sleeve
Digital Switch Example: KHATA3DS KHAT k.™ stand A Accessory 3 3rd Generation DS Digital Switch	<ol style="list-style-type: none"> <li>Digital Switch ships with cord.</li> <li>Casters cannot be used on 24"D k. stand nor on k. stand with desk mounted privacy screens or modesty panels. Casters raise the overall height of the table 1 1/2".</li> <li>Specify Black or White finish for Power Module.</li> </ol>	<p>Z-Manager for k. stand Standard Electric and Extended Electric bases are installed from the underside of the worksurface to the underside of the foot on either side of the leg. k. stand foot is pre-drilled to accept the Z-Manager.</p> <p>Power Module by Fully delivers up to 65W from the two USB ports and it offers 800 joules of surge protection.</p> <p><u>When only one port is used:</u></p> <p>USB A Single output: DC5V 2.4A MAX.            USB C Single output: DC5V/3A, 9V/3A, 20V/3.25A - PD65W Max.</p> <p><u>Two ports when used together:</u></p> <p>USB A output: DC 5V 2.4A MAX USB C output: DC 5V/3A, 9V/3A, 20V/2.25A - PD45W Max.</p>	<p>Available in Black (B) and Grey/Black (GB)</p> <p>Plastic mounting pieces are always black.</p> <p>Length of Felt J Cable Sleeve accommodate both standard and Extended electric ranges.</p> <p>It is installed from the underside of the worksurface using a 14.59 long linear (always black) that surface mounts with double-sided tape to the base of leg.</p>

# Accessories



k.™ stand

description	type	w	d	h	pattern no.	list
 Vertical Wire Manager	For use on Tone and k.stand Standard Electric	1"	3/4"	16 1/2"	TBVWMES	\$44.
	For use with Tone and k.stand Extended Electric	1"	3/4"	20"	TBVWMEX	\$44.
 k. stand Z-Manger	For use on k. stand Standard Electric Bases				KHATA2ZES	\$314.
	For use on k. stand Extended Electric Bases				KHATA2ZEX	\$322.
 k. stand Felt J Cable Sleeve	For use on k. stand Standard and Extended Electric Bases				KHATA2FSR	\$212.
 Tone Hinged Wire cover	For Tone Fixed and Adjustable-Width Bases	28"	7 1/2"	2"	TBHCP	\$186.

Order Code	Specification Information	Notes:	Felt J Cable Sleeve
Digital Switch Example: KHATA3DS KHAT k.™ stand A Accessory 3 3rd Generation DS Digital Switch	<ol style="list-style-type: none"> <li>Digital Switch ships with cord.</li> <li>Casters cannot be used on 24"D k.stand nor on k.stand with desk mounted privacy screens or modesty panels. Casters raise the overall height of the table 1 1/2".</li> <li>Specify Black or White finish for Power Module.</li> </ol>	Z-Manager for k.stand Standard Electric and Extended Electric bases are installed from the underside of the worksurface to the underside of the foot on either side of the leg. k.stand foot is pre-drilled to accept the Z-Manager.  Power Module by Fully delivers up to 65W from the two USB ports and it offers 800 joules of surge protection.  <u>When only one port is used:</u>  USB A Single output: DC5V 2.4A MAX. USB C Single output: DC5V/3A, 9V/3A, 20V/3.25A - PD65W Max.  <u>Two ports when used together:</u>  USB A output: DC 5V 2.4A MAX USB C output: DC 5V/3A, 9V/3A, 20V/2.25A - PD45W Max.	Available in Black (B) and Grey/Black (GB)  Plastic mounting pieces are always black.  Length of Felt J Cable Sleeve accommodate both standard and Extended electric ranges.  It is installed from the underside of the worksurface using a 14.59 long linear (always black) that surface mounts with double-sided tape to the base of leg.

# Accessories

k.™ stand

description	type	w	d	h	pattern no.	list
Flat Brackets (Single Pack) 	For 24"D Worksurfaces	3 3/4"	14 5/8"		DB1F24SP	\$47.
	For 30"D Worksurfaces	3 3/4"	20 15/16"		DB1F30SP	\$53.
Flat Brackets (Pack of 10) 	For 24"D Worksurfaces	3 3/4"	14 5/8"		DB1F24TP	\$368.
	For 30"D Worksurfaces	3 3/4"	20 15/16"		DB1F30TP	\$422.

REFER TO THE SPECIFICATION TOOL FOR THE CURRENT PRICING

Order Code	Specification Information	Notes:	Felt J Cable Sleeve
Digital Switch Example: KHATA3DS KHAT k.™ stand A Accessory 3 3rd Generation DS Digital Switch	1. Digital Switch ships with cord.  2. Casters cannot be used on 24"D k.stand nor on k.stand with desk mounted privacy screens or modesty panels. Casters raise the overall height of the table 1 1/2".  3. Specify Black or White finish for Power Module.	Z-Manager for k.stand Standard Electric and Extended Electric bases are installed from the underside of the worksurface to the underside of the foot on either side of the leg. k.stand foot is pre-drilled to accept the Z-Manager.  Power Module by Fully delivers up to 65W from the two USB ports and it offers 800 joules of surge protection.  <u>When only one port is used:</u>  USB A Single output: DC5V 2.4A MAX. USB C Single output: DC5V/3A, 9V/3A, 20V/3.25A - PD65W Max.  <u>Two ports when used together:</u>  USB A output: DC 5V 2.4A MAX USB C output: DC 5V/3A, 9V/3A, 20V/2.25A - PD45W Max.	Available in Black (B) and Grey/Black (GB)  Plastic mounting pieces are always black.  Length of Felt J Cable Sleeve accommodate both standard and Extended electric ranges.  It is installed from the underside of the worksurface using a 14.59 long linear (always black) that surface mounts with double-sided tape to the base of leg.

# Alpha-Numeric Index

DB1F24SP	30	KHATTAR10029( )N	25	KHATTDR7635N	20
DB1F24TP	30	KHATTAR10035( )N	26	KHATTDR8223N	19
DB1F30SP	30	KHATTAR3423( )N	25	KHATTDR8229N	19
DB1F30TP	30	KHATTAR3429( )N	25	KHATTDR8235N	20
KHATA2CAS2	27	KHATTAR4023( )N	25	KHATTDR8823N	19
KHATA2CAS3	27	KHATTAR4029( )N	25	KHATTDR8829N	19
KHATA2CPM108( )	28	KHATTAR4623( )N	25	KHATTDR8835N	20
KHATA2FSR	29	KHATTAR4629( )N	25	KHATTDR9423N	19
KHATA2LG	27	KHATTAR4635( )N	26	KHATTDR9429N	19
KHATA2ZES	29	KHATTAR5223( )N	25	KHATTDR9435N	20
KHATA2ZEX	29	KHATTAR5229( )N	25	KHATTDRC10023N	21
KHATA3DS	27	KHATTAR5235( )N	26	KHATTDRC10029N	21
KHATA3TR	27	KHATTAR5823( )N	25	KHATTDRC10035N	22
KHATAWCS	28	KHATTAR5829( )N	25	KHATTDRC3423N	21
KHATB3CEL24G ( )	4	KHATTAR5835( )N	26	KHATTDRC3429N	21
KHATB3CEL30G ( )	4	KHATTAR6423( )N	25	KHATTDRC4023N	21
KHATB3CEM24G ( )	4	KHATTAR6429( )N	25	KHATTDRC4029N	21
KHATB3CEM30G ( )	4	KHATTAR6435( )N	26	KHATTDRC4623N	21
KHATB3CES24G ( )	4	KHATTAR7023( )N	25	KHATTDRC4629N	21
KHATB3CES30G ( )	4	KHATTAR7029( )N	25	KHATTDRC4635N	22
KHATB3CEXL24G ( )	7	KHATTAR7035( )N	26	KHATTDRC5223N	21
KHATB3CEXL30G ( )	7	KHATTAR7623( )N	25	KHATTDRC5229N	21
KHATB3CEXM24G ( )	7	KHATTAR7629( )N	25	KHATTDRC5235N	22
KHATB3CEXM30G ( )	7	KHATTAR7635( )N	26	KHATTDRC5823N	21
KHATB3CEXS24G ( )	7	KHATTAR8223( )N	25	KHATTDRC5829N	21
KHATB3CEXS30G ( )	7	KHATTAR8229( )N	25	KHATTDRC5835N	22
KHATB3KEL24G ( )	6	KHATTAR8235( )N	26	KHATTDRC6423N	21
KHATB3KELM24G ( )	6	KHATTAR8823( )N	25	KHATTDRC6429N	21
KHATB3KELS21G ( )	6	KHATTAR8829( )N	25	KHATTDRC6435N	22
KHATB3KEM24G ( )	6	KHATTAR8835( )N	26	KHATTDRC7023N	21
KHATB3KEML24G ( )	6	KHATTAR9423( )N	25	KHATTDRC7029N	21
KHATB3KEMS21G ( )	6	KHATTAR9429( )N	25	KHATTDRC7035N	22
KHATB3KES21G ( )	6	KHATTAR9435( )N	26	KHATTDRC7623N	21
KHATB3KESL21G ( )	6	KHATTDK4323N	20	KHATTDRC7629N	21
KHATB3KESM21G ( )	6	KHATTDK4329N	20	KHATTDRC7635N	22
KHATB3KEXL24G ( )	8	KHATTDK4723N	20	KHATTDRC8223N	21
KHATB3KEXLM24G ( )	8	KHATTDK4729N	20	KHATTDRC8229N	21
KHATB3KEXLS21G ( )	8	KHATTDR10023N	19	KHATTDRC8235N	22
KHATB3KEXM24G ( )	8	KHATTDR10029N	19	KHATTDRC8823N	21
KHATB3KEXML24G ( )	8	KHATTDR10035N	20	KHATTDRC8829N	21
KHATB3KEXMS21G ( )	8	KHATTDR3423N	19	KHATTDRC8835N	22
KHATB3KEXS21G ( )	8	KHATTDR3429N	19	KHATTDRC9423N	21
KHATB3KEXSL21G ( )	8	KHATTDR4023N	19	KHATTDRC9429N	21
KHATB3KEXSM21G ( )	8	KHATTDR4029N	19	KHATTDRC9435N	22
KHATB3TEL30G ( )	5	KHATTDR4623N	19	KHATTMR4623( )	23
KHATB3TEM30G ( )	5	KHATTDR4629N	19	KHATTMR4629( )	23
KHATB3TES30G ( )	5	KHATTDR4635N	20	KHATTMR4635( )	23
KHATB3TEXL30G ( )	7	KHATTDR5223N	19	KHATTMR4723( )	24
KHATB3TEXM30G ( )	7	KHATTDR5229N	19	KHATTMR4729( )	24
KHATB3TEXS30G ( )	7	KHATTDR5235N	20	KHATTMR5223( )	23
KHATB3VEL24G ( )	6	KHATTDR5823N	19	KHATTMR5229( )	23
KHATB3VEM24G ( )	6	KHATTDR5829N	19	KHATTMR5235( )	23
KHATB3VES21G ( )	6	KHATTDR5835N	20	KHATTMR5823( )	23
KHATB3VEXL24G ( )	9	KHATTDR6423N	19	KHATTMR5829( )	23
KHATB3VEXM24G ( )	9	KHATTDR6429N	19	KHATTMR5835( )	23
KHATB3VEXS21G ( )	9	KHATTDR6435N	20	KHATTMR6423( )	23
KHATTAK4323( )N	26	KHATTDR7023N	19	KHATTMR6429( )	23
KHATTAK4329( )N	26	KHATTDR7029N	19	KHATTMR6435( )	23
KHATTAK4723( )N	26	KHATTDR7035N	20	KHATTMR7023( )	23
KHATTAK4729( )N	26	KHATTDR7623N	19	KHATTMR7029( )	23
KHATTAR10023( )N	25	KHATTDR7629N	19	KHATTMR7035( )	23

# Alpha-Numeric Index

KHATMR7623( )	23	KHATTYR6930( )	10	TBPS24	28
KHATMR7629( )	23	KHATTYR6936( )	11	TBVWME	29
KHATRR4623N	16	KHATTYR7524( )	10	TBVWME	29
KHATRR4629N	16	KHATTYR7530( )	10		
KHATRR4635N	16	KHATTYR7536( )	11		
KHATRR4723N	17	KHATTYR8124( )	10		
KHATRR4729N	17	KHATTYR8130( )	10		
KHATRR5223N	16	KHATTYR8136( )	11		
KHATRR5229N	16	KHATTYR8724( )	10		
KHATRR5235N	16	KHATTYR8730( )	10		
KHATRR5823N	16	KHATTYR8736( )	11		
KHATRR5829N	16	KHATTYR9324( )	10		
KHATRR5835N	16	KHATTYR9330( )	10		
KHATRR6423N	16	KHATTYR9336( )	11		
KHATRR6429N	16	KHATTYR9924( )	10		
KHATRR6435N	16	KHATTYR9930( )	10		
KHATRR7023N	16	KHATTYR9936( )	11		
KHATRR7029N	16	KHATTYRC3324( )	12		
KHATRR7035N	16	KHATTYRC3330( )	12		
KHATRR7623N	16	KHATTYRC3924( )	12		
KHATRR7629N	16	KHATTYRC3930( )	12		
KHATRR7635N	16	KHATTYRC4524( )	12		
KHATTRRC4623N	18	KHATTYRC4530( )	12		
KHATTRRC4629N	18	KHATTYRC4536( )	13		
KHATTRRC4635N	18	KHATTYRC5124( )	12		
KHATTRRC5223N	18	KHATTYRC5130( )	12		
KHATTRRC5229N	18	KHATTYRC5136( )	13		
KHATTRRC5235N	18	KHATTYRC5724( )	12		
KHATTRRC5823N	18	KHATTYRC5730( )	12		
KHATTRRC5829N	18	KHATTYRC5736( )	13		
KHATTRRC5835N	18	KHATTYRC6324( )	12		
KHATTRRC6423N	18	KHATTYRC6330( )	12		
KHATTRRC6429N	18	KHATTYRC6336( )	13		
KHATTRRC6435N	18	KHATTYRC6924( )	12		
KHATTRRC7023N	18	KHATTYRC6930( )	12		
KHATTRRC7029N	18	KHATTYRC6936( )	13		
KHATTRRC7035N	18	KHATTYRC7524( )	12		
KHATTRRC7623N	18	KHATTYRC7530( )	12		
KHATTRRC7629N	18	KHATTYRC7536( )	13		
KHATTRRC7635N	18	KHATTYRC8124( )	12		
KHATTYK4224( )	14	KHATTYRC8130( )	12		
KHATTYK4230( )	14	KHATTYRC8136( )	13		
KHATTYK4724( )	14	KHATTYRC8724( )	12		
KHATTYK4730( )	14	KHATTYRC8730( )	12		
KHATTYR3324( )	10	KHATTYRC8736( )	13		
KHATTYR3330( )	10	KHATTYRC9324( )	12		
KHATTYR3924( )	10	KHATTYRC9330( )	12		
KHATTYR3930( )	10	KHATTYRC9336( )	13		
KHATTYR4524( )	10	KHATTYRC9924( )	12		
KHATTYR4530( )	10	KHATTYRC9930( )	12		
KHATTYR4536( )	11	KHATTYRC9936( )	13		
KHATTYR5124( )	10	KHATTYV4124( )	14		
KHATTYR5130( )	10	KHATTYV4130( )	15		
KHATTYR5136( )	11	KHATTYV4724( )	14		
KHATTYR5724( )	10	KHATTYV4730( )	15		
KHATTYR5730( )	10	KHATTYV5324( )	14		
KHATTYR5736( )	11	KHATTYV5330( )	15		
KHATTYR6324( )	10	KHATTYV5924( )	14		
KHATTYR6330( )	10	KHATTYV5930( )	15		
KHATTYR6336( )	11	TBCP	28		
KHATTYR6924( )	10	TBHCPC	29		

# General Ordering Information

---

## **The Products**

This guide encompasses all standard products for this product group.

## **Sizes**

Dimensions listed in this guide are indicated as:

H = height

W = width

D = depth

Dia. = diameter

Rad. = radius

## **Pricing**

All prices shown are list.

## **How to Order**

Select pattern numbers and quantities required for your complete installation. Product questions can be addressed in the specific sections of this guide or by contacting your sales representative or customer resource representative at 1-800-343-5665.

Next, select options (if required), along with colors and finishes appropriate to each product. Reference the Finishes and Fabrics pages for color designations.

On large installations, an item's "designated area" can be specified to assist in product organization and handling.

To expedite complete / correct entry of your order, be certain all pattern numbers, quantities, colors and area identifications are completely specified. Also, include complete purchase order numbers, bill-to and ship-to addresses, a contact name and specific factory shipping dates required.

## **Mail all orders to:**

Knoll, Inc.  
1235 Water Street  
P.O. Box 157  
East Greenville, PA 18041  
Attention: Order Entry

Once your order is entered at Knoll, an acknowledgment will be mailed to you. You will be advised of your scheduled shipping date within five days of the original acknowledgment. If it is necessary to revise your order, please contact your customer resource representative.

---

## Sustainability Statement

Sustainable design is a key component of Knoll's environmental focus. Our commitment to social responsibility and a healthy environment has prompted us to further articulate our longstanding environmental programs and, with encouragement and support from our colleagues in the industry, we have re-energized our focus on such "green" initiatives as life cycle analysis and LEED™ certification. Knoll is proud to have contributed to projects that have received LEED certification from the U.S. Green Building Council.

For the latest information on Knoll products that help our customers achieve LEED certification, log on to [knoll.com](http://knoll.com), click on "About Knoll" and then "Environmental Focus."