

LSM

Price list
June 2025

Knoll

Price Adjustment Summary

- June 2, 2025: All categories: +4.75%

(See next page for detail and example.)

Important:

This price book is for reference only and does not reflect current list pricing. Refer to the Specification Tool for the latest pricing and product-specific details. Exceptions may apply.

Price Adjustment Summary

Effective June 2, 2025

- Screens and Accessories: +4.75%

To calculate:

- Non-Veneer products: apply June adjustment only.

Estimating Updated Pricing

Product Price	List	Adjustment Steps	Final Estimate
Non veneer	\$605	×1.0475 (June only)	\$634

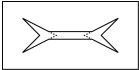
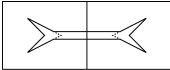

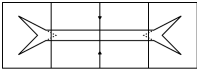

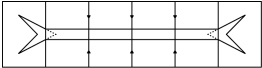

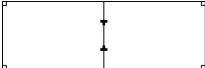



Important:

This price book is for reference only and does not reflect current list pricing.

Refer to the ***Specification Tool*** for the latest pricing and product-specific details. Exceptions may apply.

Table of Contents

Introduction	Visual Index	2
	Using the LSM Price List	3
	Intertek Clean Air Certified KnollStudio Products	4
	Materials and Finishes	5
	Product Maintenance	6
	Placing Your LSM Order	7
LSM Conference Tables	Debra Lehman-Smith and Ron Fiegenschuh : LSM Conference Table Series with V-Base	8
	Debra Lehman-Smith and Ron Fiegenschuh : LSM Conference Table Series with L-Legs	22
	Debra Lehman-Smith and Ron Fiegenschuh : LSM Electrical	36
Alpha-Numeric Index		45
Selling Policy		47
General Ordering Information		49

Page		TABLES / EXECUTIVE OFFICE			
8	SMITH & FIEGENSCHUH	Rectangular Conference table with V Base	Rectangular 2 Segment Conference table with V Base	Rectangular 3 Segment Conference table with V Base	Rectangular 4 Segment Conference table with V Base
					
		Rectangular 5 Segment Conference table with V Base	Rectangular 6 Segment Conference table with V Base	Rectangular Conference table with L-Legs	Rectangular 2 Segment Conference table with L-Legs
					
		Rectangular 3 Segment Conference table with L-Legs	Rectangular 4 Segment Conference table with L-Legs	Rectangular 5 Segment Conference table with L-Legs	
					

A Price List Overview

Where do I send my order? How should I maintain my marble table? From textile options to wood polishes, the KnollStudio price list is designed to provide you with everything you need to know in order to understand, specify, and care for furniture in the KnollStudio Collection.

This book is divided into three easy-to-use sections.

- Propeller Table Series
- Pixel™ Tables Series
- LSM Conference Tables

For a quick overview of the collection's scope, review the Visual Index on pages 0-2. If you're looking for pieces by a specific designer, try the Designer Index on page 0.

Finishes

For detailed explanations of the many materials used in constructing KnollStudio furniture, consult page 5. A cross-reference of KnollStudio veneer or lumber finishes with standard Knoll Office veneers is provided on page 5. Easy-care maintenance information is also provided on pages 6-7.

Placing Your KnollStudio Order

For information about where to send your order and key terms and conditions, see page 7. The complete Knoll Selling Policy is available on pages 47-48.

General Ordering Information and Knoll's Sustainability Statement is available on page 50

Product Information On Each Page

On each page, the following features will assist you:

Description provides both the pattern number and a basic description of the product.

Dimensions provide the overall space the product will require. Statistics are based on the maximum width, depth, and height of the product.

Weight is based on the product itself. It does not include packaging. Weights are rounded to the nearest pound.

Weights of upholstered items do not include weight of textile/leather. To calculate total weight, multiply covering requirements by textile/leather weight, and add to product weight.

Pattern Number provides both the product identification number and all additional selections required for ordering. Finish options are enclosed in parentheses. Finish suffix descriptions are found under Finishes on the bottom portion of the page.

Order Code/Ordering Information outlines exactly how to specify KnollStudio product and the full scope of finishes and other options. The Order Code provides an example of how one pattern number on the page is specified.

Construction provides specific materials and finishes employed, as well as specific construction details.

Note to Knoll Dealer Sellers:

The products contained in this price list are also available through the Knoll Essentials program, with limited exceptions. For additional information, please contact your customer service representative or visit Knoll Exchange.

For More Information

For more information, contact your KnollStudio representative, a Knoll Space reailer or e-tailer, or telephone Customer Services at 800 343-KNOLL. To find the retailer or showroom nearest you, visit www.knoll.com.

Intertek Clean Air Certified KnollStudio Products

Intertek Clean Air Certification

Intertek's Clean Air Certification validates the level of volatile organic compound (VOC) emissions from products. VOCs are gases emitted from products and include a variety of chemicals that may effect consumers' health in the short- and long-term. Both Intertek Clean Air GOLD and SILVER certifications ensure the user-health, safety and sustainability of Knoll products. A selection of Knoll Office and KnollStudio products are Intertek certified Clean Air, most of which are certified GOLD, which imposes more rigorous standards than certified SILVER.

- USGBC LEED credits
- California 01350 Special Environmental Requirements (CDPH)
- California Department of General Service (DGS) Indoor Air Quality Specifications for Open Panel Office Furniture
- Compliant to BIFMA e3 standard credit 7.6.2 and 7.6.3


KnollStudio Natural Materials

Wood and marble are natural materials that vary. Use material samples and printed sample materials as reference only. KnollStudio printed and finish samples offer an example of what an “average” natural material may look like, within a range of acceptance carefully delineated by Knoll. Because of the breadth of variations possible with any natural material, Knoll specialists select these materials with stringent criteria, accepting only the top 3 - 5% of what is available.

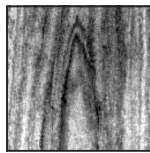
Wood

Knoll Natural Veneers

All natural finishes are selected from the finest hardwoods available around the world. Veneers are flat cut and carefully matched so that cathedral or heart patterns are perfectly balanced. Natural veneers also are cut to allow a generous margin of quarter-grain figuring ensuring invisible splicing.



*Quarter
Pattern*



*Cathedral
Pattern*

Marble

Knoll selects the highest quality, structurally sound marble through a host of quarries in the United States, Turkey, Spain, Slovenia and Italy. Because each mountain range and quarry have their own signature, every marble piece - even within a single quarry - is unique. Hues, veins, crystals, fossils, clouds, and distinctive marks will vary from piece to piece. This is the extraordinary character of stone as a material. Its high quality and its unique nature give the Knoll tables a feel of incredible sculptural beauty. The following are the marbles that KnollStudio offers:

Coated Marbles

Coated Marbles

Coated marbles have transparent, high-polish, polyester coating to prevent use-associated stains. Even with this protection, coated marbles should not be used outdoors. Stains should be wiped immediately. Coating will yellow over time.

Satin Coated Marble

Satin coated marbles have transparent satin polyester coating to prevent use-associated stains. This satin finish gives the stone a natural, honed appearance while providing the same protective qualities as the Coated Marbles. Even with this protection, satin coated marbles should not be used outdoors. Stains should be wiped immediately. Coating will yellow over time.

Arabescato

Ivory white with dark grey veining. May contain random green veins.

Calacatta

Ivory white. Gold and beige random veins with additional veins varying from cream to green and grey.

Grey Marble

Grey with black and white veins. Hues vary in tone and intensity.

Man-Made Materials & Finishes

Stainless Steel

Completely rust-proof, highly durable, and resistant to bending stress.

Polished Chrome

Several-step plating process that includes a heavy layer of nickel for added rust protection and a bright mirror finish.

Satin Chrome

Chrome plating applied for a soft satinized chrome finish with a higher nickel content.

Polished Aluminum

A shiny, polished finish.

Clear Anodized Aluminum

A light grey satin finish.

Laminate

An exceptionally durable plastic surface. Highly resistant to most chemicals and extensive wear.

Vetro Bianco:

Vetro Bianco is an engineered resin free quartz surface. The brilliant white surface is nonporous, stain proof, and extremely durable making it suitable for indoor and outdoor use.

Product Maintenance

With proper care, your KnollStudio furniture should last for years to come. To help ensure the longevity of your purchase, below are helpful hints on routine cleaning for your KnollStudio piece. Most basic maintenance can be performed with common household cleaning products.

Wood

Clean with a commercial brand of liquid furniture polish twice a month. For stubborn dirt or light scratches, rub lightly with very fine steel wool before using furniture polish. Steel wool Grade #0000 is recommended. To rejuvenate luster, apply a furniture cream as a last step. Do not use water or household solvents: they will destroy the protective finish.

Marble with Polyester Coating

Wash with lukewarm water. Wash more thoroughly with Windex, Fantastik, Ivory Flakes in warm water, or other non-abrasive solutions. Rinse with warm water and dry with a soft cloth.

Vetro Bianco

Wash surface with lukewarm water. Clean more thoroughly with a non-abrasive solution such as Windex or Fantastik. Rinse with warm water and dry with a soft cloth. Wipe off stains immediately with water and a soft cloth. Never use steel wool or other abrasives on surface.

Glass/Acrylic Polycarbonate

Clean with Windex, Fantastik or other non-abrasive cleaning solutions. Wipe dry with a clean cloth.

Laminate/Melamine

Scrub with Windex, Fantastik, Mr. Clean, or other household soaps or detergents well dissolved in water, or with a very soft cloth dampened with alcohol or a synthetic thinner. For a dull finish, rub with jeweler's rouge as a polishing agent and finish with paste wax. Never use abrasives. Remove stubborn stains with Soft Scrub.

Stainless Steel

Use Windex, Fantastik, or other non-abrasive household cleaners. For small scratches, rub with Comet, Ajax, or other mild abrasives in the direction of the grain. Apply a coat of auto wax to maintain beauty.

Chrome/Satin Chrome

Clean with Windex or an automotive chrome cleaner such as Semi-Chrome twice a month. Apply a coat of hard paste wax to protect against moisture.

Polished Aluminum

Clean with Windex, Fantastik, or other non-abrasive cleaning solutions. Coat with a hard paste wax semi-annually to maintain luster and prevent discoloration.

Anodized Aluminum

Clean with mild soaps, detergents, or other non-abrasive cleaning agents. Apply paste wax or DuPont non-abrasive car polish #7 twice a year to prevent oxidation.

For stubborn stains or discolorations, apply navel jelly aluminum cleaner.

Urethane Edge

Clean with household soaps and detergents well dissolved in water. Do not use abrasive cleaning solutions.

Powder Coat Paint

Clean with Windex or Endust using a soft cloth. Remove stubborn stains with Soft Scrub.

Placing Your LSM Order

Use the Following Address:

If you would like to send an order directly to our order entry departments, please use the following address:

Knoll, Inc.
P.O. Box 157
East Greenville, PA 18041
Attn: Order Entry

Fax: 215 679-1570
Tel: 800 343-KNOLL

When Placing Your Order, Include:

- All information requested on the order form.
- Local taxes for the “delivered to” address.
- For orders \$2,000 or under (including applicable taxes and delivery/installation fees, if any), full payment must be made when order is placed.
- For orders over \$2,000, a deposit equal to one-half of the complete order value is required at order placement. Balance must be settled before shipment.

Key Points to Remember:

All accepted orders will be confirmed in writing on the Knoll standard acknowledgement form. A copy of the acknowledgement will be mailed to the customer prior to production.

Freight within the 48 contiguous United States and Canada, excluding the Yukon, Northwest Territories and Newfoundland, is prepaid and included in the price of all orders.

For residential orders, Knoll strongly recommends White Glove delivery service to most locations in the Continental United States and Canada. White Glove service includes inside delivery, unpacking, furniture installation and removing cartons and crates. The fee for this service will be quoted at the point of purchase.

KnollStudio’s limited warranty covers all furniture against manufacturing defects in this price list for a period of five years after delivery to the customer.

All pricing is in U.S. dollars.

For More Information:

For complete Knoll Selling Policy and warranty information, please refer to pages 47-48 in the back of this price list.

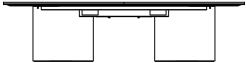
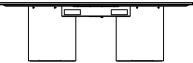
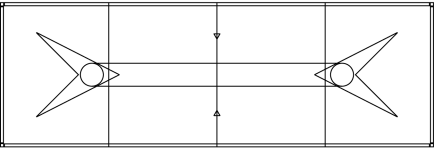
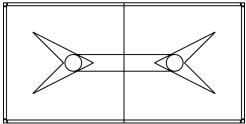
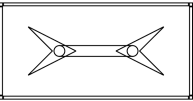


For additional information on KnollStudio, contact your KnollStudio representative, a Knoll Space retailer or e-tailer, or telephone Customer Services at 800 343-KNOLL. To find the retailer or showroom nearest you, visit www.knoll.com.

Debra Lehman-Smith and Ron Fiegenschuh

LSM Conference Table Series with V-Base

Rectangular Conference Table with V-Base

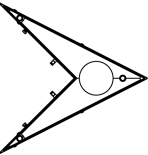
Below are a few configurations of the LSM V-Base rectangular conference tables



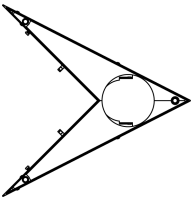
L3RV(P,S)04
One segment 96" wide by 48" deep
table top with supporting 24" V-Base

L3SV(P,S)32
Two segment 120" wide by 60" deep
table top with supporting 30" V-Base

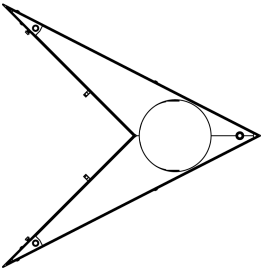
L3TV(P,S)54
Four segment 216" wide by 72" deep
table top with supporting 42" V-Base
and two intermediate legs



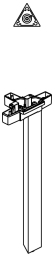
24" V-Base
For 48" deep tables, allowing
5 3/8" dia. floor access concealed
within base



30" V-Base
For 60" deep tables, allowing
8 3/8" dia. floor access concealed
within base



42" V-Base
For 72" deep tables, allowing 11 3/8"
dia. floor access concealed within
base



Triangular Leg
Serves as an intermediate support
leg for tables over 180" wide

Ordering Information

- Specify:
1. Pattern Number, indicating either Plinth (suffix P) or Surround edge detail (suffix S)
 2. Top finish
 3. Base/edge detail finish
 4. Power Center cut-out option, per section


Construction

Top:
Plastic laminate and wood veneer, 1" thick; 3-ply solid particle fiberboard core with balanced backer sheet. Veneer tops come with matching 1/4" solid lumber exterior edges and veneer self-edge at joining section edges. Plastic laminate tops are edged with matching .8mm ABS flat edge band.

Engineered stone and marble, 20mm thick tops with 1" painted medium density fiberboard sub-tops.

Edges:
The LSM Conference Table Series features two distinctive applied edge details for all top finishes. The extruded aluminum edge details are available in two profiles and are finished to match base finish options. To specify the table, select either Plinth (P) or partial Surround (S)*; profiles are diagramed below:

* Partial Surround only available on glass top.



Plinth edge

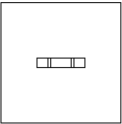


Partial Surround

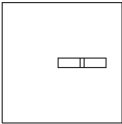
LSM Power center electrical hubs for table top access. Individual tables have cut-out options per section, per table. See chart below:



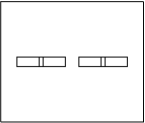
Y



GE2, GE3, GE6



BE2, BE3, BE6



AE2, AE3, AE6,

Pattern no.	Outside segment	Inside segment
L3-RV(P,S)01	Y, GE2, GE3, GE6, AE2, BE2, GGG2, AGG2, BGG2	
L3-RV(P,S)04	Y, GE2, GE3, GE6, AE2, AE3, BE2, BE3, GGG2, AGG2, BGG2	
L3-SV(P)22	Y, BE2, BE3, BGG2	
L3-SV(P)24	Y, BE2, BGG2	Y, GE2, GE3, GE6, AE2, AE3, GGG2, AGG2
L3-SV(P)32	Y, BE2, BE3, BGG2	
L3-SV(P)35	Y	Y, GE2, GE3, GE6, AE2, GGG2, AGG2
L3-TV(P)52	Y, BE2, BE3, BGG2	Y, GE2, GE3, GE6, AE2, AE3, GGG2, AGG2
L3-VV(P)60	Y, BE2, BE3, BGG2	Y, AE2, AE3, GE2, GE3, GE6, GGG2, AGG2
L3-VV(P)62	BE2, BE3, BE6, BGG2	Y, AE2, AE3, GE2, GE3, GE6, GGG2, AGG2
L3-VV(P)70	Y, BE2, BE3, BGG2	Y, AE2, AE3, GE2, GE3, GE6, GGG2, AGG2
L3-XV(P)90	Y, BE2, BE3, BGG2	Y, AE2, AE3, GE2, GE3, GE6, GGG2, AGG2
L3-XV(P)92	Y, BE2, BE3, BGG2	Y, AE2, AE3, GE2, GE3, GE6, GGG2, AGG2
L3SV(P)26	Y	Y, GE2, GE3, GE6, AE2, AE3, GGG2, AGG2
L3TV(P)54	Y	Y, GE2, GE3, GE6, AE2, AE3, GGG2, AGG2
L3VV(P)72	Y	Y, GE2, GE3, GE6, AE2, AE3, GGG2, AGG2
L3XV(P)94	Y, BE2, BE3, BGG2	Y, GE2, GE3, GE6, AE2, AE3, GGG2, AGG2
L3TV(P)36	Y, BE2, BE3, BGG2	Y, AE2, GE2, GE3, GE6, GGG2, AGG2
L3SV(P)26	Y	Y, AE2, AE3, GE2, GE3, GE6, GGG2, AGG2

Power Center and Grommet Cutout Options:
\$130. Per cut out, per section
Y - No Cut Outs

AE2 - 2X1 Power Center, center depth, two side locations (R&L)
AE3 - 3X1 Power Center, center depth, two side locations (R&L)
AE6 - 6X2 Power Center, center depth, two side locations (R&L)
BE2 - 2X1 Power Center, center on depth, one side location
BE3 - 3X1 Power Center, center on depth, one side location
BE6 - 6X2 Power Center, center on depth, one side location

GE2 - 2X1 Power Center, center on depth, center on width
GE3 - 3X1 Power Center, center on depth, center on width
GE6 - 6X2 Power Center, center on depth, center on width
AGG2 - Grommet, center on depth, two side locations (R&L)
BGG2 - Grommet, center on depth, one side location
GGG2 - Grommet, center on depth, center on width

V-Base:

The v-base is constructed of polished stainless steel, horizontal brushed stainless steel, or powder coat painted cold rolled steel. End panels of the V-bases are easily removable using thumb screws and handles located at the top edge; simply remove thumb screws, lift with handles to remove from internal hook.

Leveling:

Three leveling glides are located within each v-base column and feature a glide-shroud that eliminates any light gap due to irregularities in the floor

Electrical Options:

Compatible with the LSM Power Center electrical hubs for table top access, or LSM Power Port electrical hubs for electrical access through the trough located on the underside of the table's top surface. Individual tables have unique cut-out options per base/table size

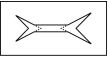
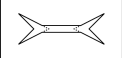
Shipping:

Tops, v-base column, trough, support rails and intermediate legs are shipped separately. V-base columns shipped fully assembled. Tops are predrilled for attachment to base and rails.

Debra Lehman-Smith and Ron Fiegenschuh

LSM Conference Table Series with V-Base

Rectangular Conference Table with V-Base

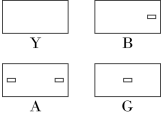


	description	w	d	h	no. of sections	base/edge selection
<i>Designer(s):</i> Debra Lehman-Smith and Ron Fiegenschuh, 2012	L3RV01 V-Base conference table	84"	42"	29"	1	Satin S.S./Anno. Aluminum
		84"	42"	29"	1	Pol. S.S./Chrome
		84"	42"	29"	1	Paint/Paint
	L3RV04 V-Base conference table	96"	48"	29"	1	Paint/Paint
		96"	48"	29"	1	Satin S.S./Anno. Aluminum
		96"	48"	29"	1	Pol S.S./Chrome



pattern number	laminate	veneer	engineered stone (VB)	grey marble (GG, GGS)	arabescato, grey marble (MA, MAS, GG, GGS)	calacatta (MC, MCS)	laminated glass (ALG)
L3RV(P,S)01-()-SS	\$14,014.	\$19,847.	\$29,116.	\$29,915.	\$33,091.	\$38,957.	\$50,903.
L3RV(P,S)01-()-C	\$18,272.	\$24,107.	\$33,370.	\$34,172.	\$37,351.	\$43,214.	\$55,158.
L3RV(P,S)01-()-()	\$9,947.	\$15,784.	\$25,051.	\$25,852.	\$29,026.	\$34,892.	\$46,837.
L3RVP04-()-()	\$10,875.	\$18,605.	\$30,622.	\$31,666.	\$34,807.	\$42,438.	n/a
L3RVP04-()-SS	\$15,319.	\$23,049.	\$35,066.	\$36,111.	\$39,251.	\$46,882.	n/a
L3RVP04-()-C	\$20,244.	\$27,974.	\$39,992.	\$41,039.	\$44,177.	\$51,809.	n/a

Order Code	Finishes	Electrical
<i>Example:</i> L3RVP01-MAS-SS-GE6	<i>Colored laminate top:</i>	<i>Coated marble top finishes (polished, satin):</i>
L3-RVP-01 84" x 42" rectangular table, plinth edge, one segment	Bright White (suffix 118)	Table may be specified with zero, one or two grommets. All grommets are 2 7/8" diameter. Grommet not available on laminated glass.
MAS Satin Coated Arabescato top	Folkstone Grey (suffix 8Q)(CP)	Arabescato (suffix MA, MAS)
SS Horizontal brushed stainless steel base and anodized aluminum edge detail to match	Studio White (suffix 98)(CP)	Calacatta (suffix MC, MCS)
	White (suffix 91)(CP)	Grey Marble (suffix GG, GGS)
	<i>Note: Flat .3mm ABS edgeband to match</i>	
	<i>Veneer top with 1/4" solid wood edge:</i>	<i>Engineered Stone top:</i>
GE6 Cutout for L46x2 Power Center, center, mid-depth	White Ash (suffix A101)	Vetro Bianco (suffix VB)
	American Walnut (suffix AW)	<i>Note:</i> Limited availability based on material sheet size.
	Natural Oak (suffix ON)	
	Fumed Oak (suffix OF)	<i>Laminated Glass top:</i>
	Ebonized Oak (suffix OE)	Woven aluminum wire (suffix ALG)
		<i>Base/Edge finishes:</i>
		Polished Stainless Steel/Mirror Chrome (suffix C)
		Horizontal Brushed Stainless Steel/anodized aluminum (suffix SS)
		White (suffix 118)
		Black (suffix R5)
		Studio White (Suffix 91)(CP)
		White (suffix 98)(CP)
		<i>Grommet finish:</i>
		Satin Nickel (suffix NO)
		Polished Chrome (suffix C)

- Specify:
1. Pattern number
 2. Top finish (including edgeband)
 3. Base and Edge profile finish
 4. Cut-out options
 5. Grommet finish (optional)

Features
<i>Power Center Cutout Options: (\$156 per cutout)</i>
Tables can be hardwired using pre-wired boxes, or plugged in with cordset boxes. Table top segments may be specified with zero, one or two cutouts. Individual tables have unique cutout options, please refer to the chart below.
For no Power Center (Y)
For Single Power Center, center, mid-depth (GE2), (GE3), (BE6)
For Single Power Center, left or right of joining section edge, mid-depth (BE2), (BE3), (BE6)
For Two Power Centers, left and right, mid-depth (AE2), (AE3), (AE6)
Available Electrical Cut-outs per individual table.
L3RV01: Y, GE2, GE3, GE6, AE2, BE2, GGG2, AGG2, BGG2
L3RV04: Y, GE2, GE3, GE6, AE2, AE3, BE2, BE3, GGG2, AGG2, BGG2
Cutouts not available for laminated glass.

<i>Plinth edge detail:</i>

<i>Partial Surround edge detail:</i>

<i>Note:</i>
LSM tables are certified Clean Air GOLD.

Debra Lehman-Smith and Ron Fiegenschuh

LSM Conference Table Series with V-Base


Rectangular Two Segment Conference Table with V-Base

	description	w	d	h	no. of sections	Section Width	base/edge selection
<i>Designer(s):</i> Debra Lehman-Smith and Ron Fiegenschuh, 2012	L3SV32 V-Base conference table	120"	60"	29"	2	60"	Paint/Paint
		120"	60"	29"	2	60"	Satin S.S./Anno. Aluminum
		120"	60"	29"	2	60"	Pol. S.S./Chome
	L3SV22 V-Base conference table	120"	48"	29"	2	60"	Paint/Paint
		120"	48"	29"	2	60"	Satin S.S./Anno. Aluminum
		120"	48"	29"	2	60"	Pol S.S./Chrome

pattern number	laminate (L)	veneer	engineered stone (VB)	grey marble (GG, GGS)	arabescato (MA, MAS)	calacatta (MC, MCS)
L3SVP32-()-()	\$14,115.	\$26,231.	\$43,939.	\$46,291.	\$52,736.	\$64,719.
L3SVP32-()-SS	\$19,997.	\$32,111.	\$49,609.	\$52,210.	\$58,643.	\$70,627.
L3SVP32-()-C	\$27,010.	\$39,122.	\$54,327.	\$59,189.	\$65,632.	\$77,610.
L3SVP22-()-()	\$13,230.	\$23,127.	\$40,726.	\$42,185.	\$44,057.	\$53,660.
L3SVP22-()-SS	\$18,203.	\$28,104.	\$45,702.	\$47,162.	\$49,031.	\$58,638.
L3SVP22-()-C	\$24,304.	\$34,205.	\$51,802.	\$53,260.	\$55,131.	\$64,737.

Order Code	Finishes	Electrical
<i>Example:</i> L3SVP32-AW-C-BE3-BE3		
L3SPS32	120" x 60" rectangular table, plinth edge, two segments	Coated laminate top: Bright White (suffix 118) Folkstone Grey (suffix 8Q)(CP) Studio White (suffix 98)(CP) White (suffix 91)(CP) <i>Note: Flat .8mm ABS edgeband to match</i>
AW	American Walnut veneer top	Engineered Stone top: Vetro Bianco (suffix VB) <i>Note:</i> Limited availability based on material sheet size.
C	Polished stainless steel base and chromed aluminum edge detail	Base/Edge finishes: Polished Stainless Steel/Mirror Chrome (suffix C) Horizontal Brushed Stainless Steel/anodized aluminum (suffix SS) White (suffix 118) Black (suffix R5) Studio White (Suffix 91)(CP) White (suffix 98)(CP)
BE3	Cutout for L43x1 Power Center, left of joining section edge, mid-depth, Segment 1	Grommet options: (\$156 per cutout) Table may be specified with zero, one or two grommets. All grommets are 2 3/8" diameter. Grommet not available on laminated glass.
BE3	Cutout for L43x1 Power Center, right of joining section edge, mid-depth, Segment 2	No grommets (Y) Single grommet, center, mid-depth (GGG2) Single grommet, left, mid-depth (BGG2) Two grommets, left & right, mid-depth (AGG2)

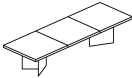
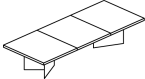
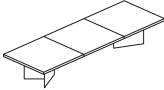
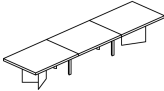
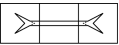
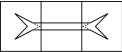
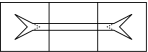

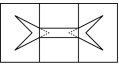
- Specify:
1. Pattern number
 2. Top finish (including edgeband)
 3. Base and Edge profile finish
 4. Cut-out options

Features
<i>Power Center Cutout Options: (\$156 per cutout)</i> Tables can be hardwired using pre-wired boxes, or plugged in with cordset boxes. Table top segments may be specified with zero, one or two cutouts. Individual tables have unique cutout options, please refer to the chart below.
For no Power Center (Y) For Single Power Center, center, mid-depth (GE2), (GE3), (BE6) For Single Power Center, left or right of joining section edge, mid-depth (BE2), (BE3), (BE6) For Two Power Centers, left and right, mid-depth (AE2), (AE3), (AE6)
Available Electrical Cut-outs per individual table. L3SV22: Y, BE2, BE3, BGG2 L3SV32: Y, BE2, BE3, BGG2
<div><div>Y</div><div>B</div><div>A</div><div>G</div></div>
The LSM Conference Table features a distinctive applied edge detail. The extruded aluminum edge detail is available in a plinth edge profile and is finished to match base finish options. To specify the table, select Plinth edge (P); profile is diagramed below.
<i>Plinth edge detail:</i> 
<i>Note:</i> LSM tables are certified Clean Air GOLD.

Debra Lehman-Smith and Ron Fiegenschuh

LSM Conference Table Series with V-Base

Rectangular Three Segment Conference Table with V-Base


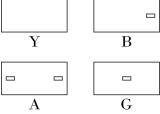
	description	w	d	h	no. of sections	section width	base/edge selection
<div>Designer(s): Debra Lehman-Smith and Ron Fiegenschuh, 2012</div> <div></div> <div></div> <div></div> <div></div>	L3SV24 V-Base conference table 	144"	48"	29"	3	48"	Paint/Paint
		144"	48"	29"	3	48"	Satin S.S./Anno. Aluminum
		144"	48"	29"	3	48"	Pol. S.S./Chrome
	L3SV35 V-Base conference table 	150"	60"	29"	3	50"	Paint/Paint
		150"	60"	29"	3	50"	Satin S.S./Anno. Aluminum
		150"	60"	29"	3	50"	Pol. S.S./Chrome
	L3TV52 V-Base conference table 	180"	60"	29"	3	60"	Paint/Paint
		180"	60"	29"	3	60"	Satin S.S./Anno. Aluminum
		180"	60"	29"	3	60"	Pol. S.S./Chrome
	L3TV36 V-Base conference table with intermediate legs 	192"	48"	29"	3	64"	Paint/Paint
		192"	48"	29"	3	64"	Satin S.S. / Anno. Aluminum
		192"	48"	29"	3	64"	Pol. S.S./Chrome
	L3SV26 V-Base conference table with intermediate legs 	144"	72"	29"	3	48"	Paint/Paint
		144"	72"	29"	3	48"	Satin S.S./ Anno. Aluminum
		144"	72"	29"	3	48"	Pol. S.S./ Chrome

Order Code	Finishes	Electrical
<i>Example:</i> L3SVP35-118-118-Y-GE6-Y	<i>Colored laminate top:</i> Bright White (suffix 118) Folkstone Grey (suffix 8Q)(CP) Studio White (suffix 98)(CP) White (suffix 91)(CP) <i>Note: Flat .8mm ABS edgeband to match</i>	<i>Grommet options: (\$156 per cutout)</i> Table may be specified with zero, one or two grommets. All grommets are 2 3/8" diameter. Grommet not available on laminated glass.
L3SVP35	150" x 60" rectangular table, plinth edge, three segments	Arabescato (suffix MA, MAS) Calacatta (suffix MC, MCS) Grey Marble (suffix GG, GGS)
118	Bright White laminate with matching ABS edgeband	<i>Engineered Stone top:</i> Vetro Bianco (suffix VB)
118	Bright White painted base and Bright White painted aluminum edge to match	<i>Note:</i> Limited availability based on material sheet size.
Y	No cutout, segment 1	<i>Base/Edge finishes:</i> Polished Stainless Steel/Mirror Chrome (suffix C) Horizontal Brushed Stainless Steel/anodized aluminum (suffix SS) White (suffix 118) Black (suffix R5) Studio White (Suffix 91)(CP) White (suffix 98)(CP)
GE6	Cutout for L46x2 Power Center, center, mid-depth, segment 2	
Y	No cutout, segment 3	

Specify:

- Pattern number
- Top finish (including edgeband)
- Base and Edge profile finish
- Cut-out options


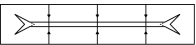
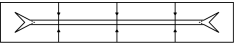

pattern number	laminate (L)	veneer (V)	engineered stone (VB)	grey marble (GG, GGS)	arabescato (MA, MAS)	calacatta (MC, MCS)
L3SVP24-()-()	\$14,878.	\$25,912.	\$43,992.	\$45,561.	\$51,659.	\$63,187.
L3SVP24-()-SS	\$19,974.	\$31,560.	\$49,084.	\$50,658.	\$56,755.	\$68,279.
L3SVP24-()-C	\$26,895.	\$38,480.	\$56,010.	\$57,574.	\$63,702.	\$75,201.
L3SVP35-()-()	\$16,377.	\$31,300.	\$60,043.	\$62,707.	\$63,972.	\$78,971.
L3SVP35-()-SS	\$22,325.	\$37,246.	\$65,991.	\$68,659.	\$69,920.	\$84,918.
L3SVP35-()-C	\$31,118.	\$46,041.	\$74,793.	\$77,455.	\$78,713.	\$93,711.
L3TVP52-()-()	\$16,867.	\$35,043.	\$63,006.	\$64,945.	\$74,497.	\$92,485.
L3TVP52-()-SS	\$22,674.	\$40,850.	\$68,353.	\$70,748.	\$80,303.	\$98,293.
L3TVP52-()-C	\$31,772.	\$49,950.	\$73,980.	\$79,847.	\$89,398.	\$107,390.
L3TVP36-()-()	\$20,441.	\$35,354.	\$61,611.	\$66,137.	\$82,589.	\$100,872.
L3TVP36-()-SS	\$25,632.	\$40,544.	\$66,798.	\$71,328.	\$87,782.	\$106,061.
L3TVP36-()-C	\$35,116.	\$48,269.	\$76,285.	\$80,814.	\$97,268.	\$115,543.
L3SVP26-()-()	\$20,883.	\$37,336.	\$70,196.	\$72,276.	\$90,802.	\$111,384.
L3SVP26-()-SS	\$27,606.	\$44,538.	\$77,397.	\$79,480.	\$98,002.	\$118,585.
L3SVP26-()-C	\$35,675.	\$52,134.	\$84,993.	\$87,073.	\$105,597.	\$126,180.

Power Center Cutout Options: (\$156 per cutout)	For no Power Center (Y)	L3TV36	The LSM Conference Table features a distinctive applied edge detail. The extruded aluminum edge detail is available in a plinth edge profile and is finished to match base finish options. To specify the table, select Plinth edge (P); profile is diagramed below.
Tables can be hardwired using pre-wired boxes, or plugged in with cordset boxes. Table top segments may be specified with zero, one or two cutouts. Individual tables have unique cutout options, please refer to the chart below.	For Single Power Center, center, mid-depth (GE2), (GE3), (BE6) For Single Power Center, left or right of joining section edge, mid-depth (BE2), (BE3), (BE6) For Two Power Centers, left and right, mid-depth (AE2), (AE3), (AE6)	outside: Y, BE2, BE3, BGG2 inside: Y, AE2, GE2, GE3, GE6, AGG2, GGG2	
Power Centers are available in three sizes and multiple configurations. L42X1 Power Centers feature 2 simplex outlets and either one knockout or two active USB jacks, L43X1 Power Centers feature 3 simplex outlets and either one knockout or two active USB jacks, L46X2 Power Centers feature 6 simplex outlets and either two knockouts or four active USB jacks, or combination of both.	Available Electrical Cut-outs per individual table. L3SV24 outside sections: Y, BE2, BGG2 inside sections: Y, GE2, GE3, GE6, AE2, AE3, GGG2, AGG2	L3SV26 outside: Y inside: Y, GE2, GE3, GE6, AE2, AE3, AGG2, GGG2	<i>Plinth edge detail:</i> 
			<i>Note:</i> LSM tables are certified Clean Air GOLD.
		L3SV35 outside sections: Y inside sections: Y, GE2, GE3, GE6, AE2, GGG2, AGG2	
		L3TV52 outside: Y, BE2, BE3, BGG2 inside: Y, GE2, GE3, GE6, AE2, AE3, GGG2, AGG2	

Debra Lehman-Smith and Ron Fiegenschuh

LSM Conference Table Series with V-Base

Rectangular Four Segment Conference Table with V-Base

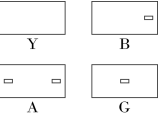

	description	w	d	h	no. of sections	section width	base/edge selection
<i>Designer(s):</i> Debra Lehman-Smith and Ron Fiegenschuh, 2012	L3TV54 V-Base conference table with intermediate legs 	216"	72"	29"	4	54"	Paint/Paint
		216"	72"	29"	4	54"	Satin. S.S./Anno. Aluminum
		216"	72"	29"	4	54"	Pol. S.S./Chrome
	L3VV60 V-Base conference table with intermediate legs 	240"	48"	29"	4	60"	Paint/Paint
		240"	48"	29"	4	60"	Satin S.S./Anno. Aluminum
		240"	48"	29"	4	60"	Pol. S.S./Chrome
	L3VV62 V-Base conference table with intermediate legs 	288"	48"	29"	4	72"	Paint/Paint
		288"	48"	29"	4	72"	Satin. S.S./Anno. Aluminum
		288"	48"	29"	4	72"	Pol. S.S./Chrome
	L3VV70 V-Base conference table with intermediate legs 	240"	60"	29"	4	60"	Paint/Paint
		240"	60"	29"	4	60"	Satin S.S./Anno. Aluminum
		240"	60"	29"	4	60"	Pol. S.S./Chrome

pattern number	laminate (L)	veneer (L)	engineered stone (VB)	grey marble (GG, GGS)	arabescato (MA, MAS)	calacatta (MC, MCS)
L3TVP54-(-)(-)	\$27,262.	\$51,923.	\$101,586.	\$109,164.	\$135,368.	\$166,182.
L3TVP54-(-)-SS	\$34,414.	\$59,072.	\$108,735.	\$116,309.	\$142,517.	\$173,332.
L3TVP54-(-)-C	\$44,785.	\$69,442.	\$119,109.	\$126,682.	\$152,886.	\$183,700.
L3VVP60-(-)(-)	\$24,577.	\$44,380.	\$79,309.	\$85,012.	\$104,444.	\$127,302.
L3VVP60-(-)-SS	\$28,248.	\$48,047.	\$82,982.	\$88,679.	\$108,113.	\$130,968.
L3VVP60-(-)-C	\$40,508.	\$60,309.	\$95,243.	\$100,942.	\$120,376.	\$143,231.
L3VVP62-(-)(-)	\$27,018.	\$48,960.	\$92,740.	\$99,513.	\$122,817.	\$150,221.
L3VVP62-(-)-SS	\$32,158.	\$54,102.	\$97,881.	\$104,654.	\$127,955.	\$155,362.
L3VVP62-(-)-C	\$42,141.	\$64,085.	\$107,862.	\$114,638.	\$137,941.	\$165,344.
L3VVP70-(-)(-)	\$25,410.	\$49,656.	\$87,437.	\$97,099.	\$121,459.	\$147,252.
L3VVP70-(-)-SS	\$31,563.	\$55,815.	\$93,143.	\$103,257.	\$127,618.	\$153,407.
L3VVP70-(-)-C	\$43,827.	\$68,075.	\$103,593.	\$115,517.	\$139,877.	\$165,670.

Order Code	Finishes	Electrical
<i>Example:</i> L3TVP54-118-118-Y-GE6-GE6-Y	<i>Colored laminate top:</i> Bright White (suffix 118) Folkstone Grey (suffix 8Q)(CP) Studio White (suffix 98)(CP) White (suffix 91)(CP) <i>Note: Flat .8mm ABS edgeband to match</i>	<i>Coated marble top finishes (polished, satin):</i> Arabescato (suffix MA, MAS) Calacatta (suffix MC, MCS) Grey Marble (suffix GG, GGS)
L3TVP54	216" x 72" rectangular table, plinth edge, four segments	Table may be specified with zero, one or two grommets. All grommets are 2 3/8" diameter. Grommet not available on laminated glass.
118	Bright White laminate with matching ABS edgeband	No grommets (Y)
118	Bright White painted base and Bright White painted aluminum edge to match	Single grommet, center, mid-depth (GGG2)
Y	No cutout, segment 1	Single grommet, left, mid-depth (BGG2)
GE6	Cutout for L46x2 Power Center, center, mid-depth, segment 2	Two grommets, left & right, mid-depth (AGG2)
GE6	Cutout for L46x2 Power Center, center, mid-depth, segment 3	
Y	No cutout, segment 4	
	<i>Veneer top with 1/4" solid wood edge:</i> White Ash (suffix A101) American Walnut (suffix AW) Natural Oak (suffix ON) Fumed Oak (suffix OF) Ebonized Oak (suffix OE)	<i>Engineered Stone top:</i> Vetro Bianco (suffix VB) <i>Note:</i> Limited availability based on material sheet size.
		<i>Base/Edge finishes:</i> Polished Stainless Steel/Mirror Chrome (suffix C) Horizontal Brushed Stainless Steel/anodized aluminum (suffix SS) White (suffix 118) Black (suffix R5) Studio White (Suffix 91)(CP) White (suffix 98)(CP)

Specify:

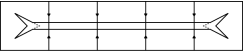
1. Pattern number
2. Top finish (including edgeband)
3. Base and Edge profile finish
4. Cut-out options

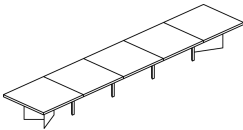
	Features
<i>Power Center Cutout Options: (\$156 per cutout)</i> Tables can be hardwired using pre-wired boxes, or plugged in with cordset boxes. Table top segments may be specified with zero, one or two cutouts. Individual tables have unique cutout options, please refer to the chart below.	<p>For no Power Center (Y) For Single Power Center, center, mid-depth (GE2), (GE3), (BE6) For Single Power Center, left or right of joining section edge, mid-depth (BE2), (BE3), (BE6) For Two Power Centers, left and right, mid-depth (AE2), (AE3), (AE6)</p> <p>Available Electrical Cut-outs per individual table. L3TV54 outside sections: Y inside sections: Y, GE2, GE3, GE6, AE2, AE3, GGG2, AGG2</p> <p>L3VV60 outside sections: Y, BE2, BE3, BGG2 inside sections: AE2, AE3, GE2, GE3, GE6, AGG2, GGG2</p> <p>L3VV62 outside: Y, BE2, BE3, BE6, BGG2 inside: Y, AE2, AE3, GE2, GE3, GE6, AGG2, GGG2</p>
	<p>L3VV70 outside: Y, BE2, BE3, BGG2 inside: Y, AE2, AE3, GE2, GE3, GE6, AGG2, GGG2</p> <p></p> <p>The LSM Conference Table features a distinctive applied edge detail. The extruded aluminum edge detail is available in a plinth edge profile and is finished to match base finish options. To specify the table, select Plinth edge (P); profile is diagramed below.</p> <p><i>Plinth edge detail:</i></p>  <p><i>Note:</i> LSM tables are certified Clean Air GOLD.</p>

Debra Lehman-Smith and Ron Fiegenschuh

LSM Conference Table Series with V-Base

Rectangular Five Segment Conference Table with V-Base


	description	w	d	h	no. of sections	section width	base/edge selection
<i>Designer(s):</i> Debra Lehman-Smith and Ron Fiegenschuh, 2012	L3XV90 V-Base conference table with intermediate legs	300"	60"	29"	5	60"	Paint/Paint
		300"	60"	29"	5	60"	Satin S.S./Anno. Aluminum
		300"	60"	29"	5	60"	Pol. S.S./Chrome



pattern number	laminate (L)	veneer (V)	engineered stone (VB)	grey marble (GG, GGS)	arabescato (MA, MAS)	calacatta (MC, MCS)
L3XVP90-()-()	\$29,774.	\$60,084.	\$112,047.	\$127,760.	\$159,791.	\$191,801.
L3XVP90-()-SS	\$35,879.	\$66,190.	\$117,232.	\$133,866.	\$165,890.	\$197,903.
L3XVP90-()-C	\$50,915.	\$81,228.	\$119,122.	\$148,899.	\$180,928.	\$212,939.

Order Code	Finishes	Electrical
<i>Example:</i> L3XVP90-VB-C-BE3-AE3-AE3-AE3-BE3	<i>Colored laminate top:</i> Bright White (suffix 118) Folkstone Grey (suffix 8Q)(CP) Studio White (suffix 98)(CP) White (suffix 91)(CP) <i>Note: Flat .8mm ABS edgeband to match</i>	<i>Coated marble top finishes (polished, satin):</i> Arabescato (suffix MA, MAS) Calacatta (suffix MC, MCS) Grey Marble (suffix GG, GGS)
L3XVP90	360" x 60" rectangular table, plinth edge, five segments	<i>Grommet options: (\$156 per cutout)</i> Table may be specified with zero, one or two grommets. All grommets are 2 3/8" diameter. Grommet not available on laminated glass.
VB	Vetro Bianco top	
C	Polished stainless steel base and chromed aluminum edge detail	No grommets (Y) Single grommet, center, mid-depth (GGG2) Single grommet, left, mid-depth (BGG2) Two grommets, left & right, mid-depth (AGG2)
BE3	Cutout for L43x1 Power center, right, mid-depth, segment 1	
AE3	Cutout for L43x1 Power Center, left and right, mid-depth, segment 2	
AE3	Cutout for L43x1 Power Center, left and right, mid-depth, segment 3	
AE3	Cutout forL43x1 Power Center, left and right, mid-depth, segment 4	
BE3	Cutout for L43x1 Power center, left, mid-depth, segment 5	

- Specify:
1. Pattern number
 2. Top finish (including edgeband)
 3. Base and Edge profile finish
 4. Cut-out options

	Features
<i>Power Center Cutout Options: (\$156 per cutout)</i> Tables can be hardwired using pre-wired boxes, or plugged in with cordset boxes. Table top segments may be specified with zero, one or two cutouts. Individual tables have unique cutout options, please refer to the chart below.	For no Power Center (Y) For Single Power Center, center, mid-depth (GE2), (GE3), (BE6) For Single Power Center, left or right of joining section edge, mid-depth (BE2), (BE3), (BE6) For Two Power Centers, left and right, mid-depth (AE2), (AE3), (AE6)
Power Centers are available in three sizes and multiple configurations. L42X1 Power Centers feature 2 simplex outlets and either one knockout or two active USB jacks, L43X1 Power Centers feature 3 simplex outlets and either one knockout or two active USB jacks, L46X2 Power Centers feature 6 simplex outlets and either two knockouts or four active USB jacks, or combination of both.	Available Electrical Cut-outs per individual table. L3XV90 outside sections: Y, BE2, BE3, BGG2 inside sections: Y, AE2, AE3, GE2, GE3, GE6, AGG2, GGG2
	<div><div>Y</div><div>B</div><div>A</div><div>G</div></div>
	<i>Plinth edge detail:</i> 
	<i>Note:</i> LSM tables are certified Clean Air GOLD.

Debra Lehman-Smith and Ron Fiegenschuh

LSM Conference Table Series with V-Base

Rectangular Six Segment Conference Table with V-Base

	description	w	d	h	no. of sections	section width	base/edge selection
<i>Designer(s):</i> Debra Lehman-Smith and Ron Fiegenschuh, 2012	L3VVP72 V-Base conference table with intermediate legs	288"	72"	29"	6	48"	Paint/Paint
		288"	72"	29"	6	48"	Satin S.S./Anno. Aluminum
		288"	72"	29"	6	48"	Pol. S.S./Chrome
	L3XV92 V-Base conference table with intermediate legs	360"	60"	29"	6	60"	Paint/Paint
		360"	60"	29"	6	60"	Satin S.S./Anno. Aluminum
		360"	60"	29"	6	60"	Pol. S.S./Chrome
	L3XV94 V-Base conference table with intermediate legs	360"	72"	29"	6/8	60"/45"	Paint/Paint
		360"	72"	29"	6/8	60"/45"	Satin S.S./Anno. Aluminum
		360"	72"	29"	6/8	60"/45"	Pol. S.S./Chrome

Order Code	Finishes		Electrical
<i>Example:</i>	L3VVP72-MA-SS-Y-AE2-AE2-AE2-Y	<i>Colored laminate top:</i> Bright White (suffix 118) Folkstone Grey (suffix 8Q)(CP) Studio White (suffix 98)(CP) White (suffix 91)(CP) <i>Note: Flat .8mm ABS edgeband to match</i>	<i>Coated marble top finishes (polished, satin):</i> Arabescato (suffix MA, MAS) Calacatta (suffix MC, MCS) Grey Marble (suffix GG, GGS)
L3VVP72	288" x 72" rectangular table, plinth edge, six segments		<i>Grommet options: (\$156 per cutout)</i> Table may be specified with zero, one or two grommets. All grommets are 2 1/4" diameter. Grommet not available on laminated glass.
MA	Polished Arabescato marble top		No grommets (Y)
SS	Horizontal brushed stainless steel base and anodized aluminum edge detail to match	<i>Veneer top with 1/4" solid wood edge:</i> White Ash (suffix A101) American Walnut (suffix AW) Natural Oak (suffix ON) Fumed Oak (suffix OF) Ebonized Oak (suffix OE)	Single grommet, center, mid-depth (GGG2)
Y	Cutout for L46x2 Power Center, right, mid-depth, segment B		Single grommet, left, mid-depth (BGG2)
AE2	Cutout for L46x2 Power Center, left and right, mid-depth, segment B		Two grommets, left & right, mid-depth (AGG2)
AE2	Cutout for L46x2 Power Center, left and right, mid-depth, segment B		
AE2	Cutout for L46x2 Power Center, left and right, mid-depth, segment B		
AE2	Cutout for L46x2 Power Center, left and right, mid-depth, segment B		
Y	Cutout for L46x2 Power Center, left, mid-depth, segment B		

Specify:

1. Pattern number
2. Top finish (including edgeband)
3. Base and Edge profile finish
4. Cut-out options

pattern number	laminate (L)	veneer (V)	engineered stone (VB)	grey marble (GG, GGS)	arabescato (MA, MAS)	calacatta (MC, MCS)
L3VVP72-()-()	\$35,263.	\$68,177.	\$134,357.	\$144,526.	\$179,471.	\$220,574.
L3VVP72-()-SS	\$42,308.	\$75,222.	\$141,400.	\$151,570.	\$186,514.	\$227,619.
L3VVP72-()-C	\$58,231.	\$91,145.	\$157,328.	\$167,495.	\$202,441.	\$243,546.
L3XVP92-()-()	\$32,637.	\$69,009.	\$150,990.	\$152,248.	\$191,311.	\$230,390.
L3XVP92-()-SS	\$38,691.	\$75,063.	\$160,824.	\$158,299.	\$197,358.	\$236,439.
L3XVP92-()-C	\$56,504.	\$92,875.	\$165,416.	\$176,112.	\$215,177.	\$254,256.
L3XVP94-()-()	\$36,235.	\$80,330.	\$172,484.	\$177,185.	\$220,920.	\$272,378.
L3XVP94-()-SS	\$43,278.	\$87,375.	\$179,440.	\$184,140.	\$227,868.	\$279,327.
L3XVP94-()-C	\$59,207.	\$103,297.	\$199,030.	\$219,671.	\$263,403.	\$314,859.

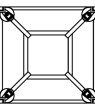
Features	
<i>Power Center Cutout Options: (\$156 per cutout)</i> Tables can be hardwired using pre-wired boxes, or plugged in with cordset boxes. Table top segments may be specified with zero, one or two cutouts. Individual tables have unique cutout options, please refer to the chart below.	For no Power Center (Y) For Single Power Center, center, mid-depth (GE2), (GE3), (BE6) For Single Power Center, left or right of joining section edge, mid-depth (BE2), (BE3), (BE6) For Two Power Centers, left and right, mid-depth (AE2), (AE3), (AE6)
Power Centers are available in three sizes and multiple configurations. L42X1 Power Centers feature 2 simplex outlets and either one knockout or two active USB jacks, L43X1 Power Centers feature 3 simplex outlets and either one knockout or two active USB jacks, L46X2 Power Centers feature 6 simplex outlets and either two knockouts or four active USB jacks, or combination of both.	Available Electrical Cut-outs per individual table. L3VVP72 outside sections: Y inside sections: Y, GE2, GE3, GE6, AE2, AE3, GGG2, AGG2 L3XV92 outside sections: Y, BE2, BE3, BGG2 inside sections: Y, GE2, GE3, GE6, AE2, AE3, GGG2, AGG2 L3XV94 outside: Y, BE2, BE3, BGG2 inside: Y, GE2, GE3, GE6, AE2, AE3, GGG2, AGG2
	<div><div>Y</div><div>B</div><div>A</div><div>G</div></div>
	<i>Note:</i> LSM tables are certified Clean Air GOLD.

Debra Lehman-Smith and Ron Fiegenschuh

LSM Conference Table Series with L-Legs

Configuration and Product Information

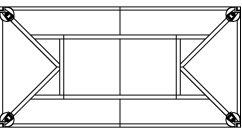

Below are the three general configurations of the LSM L-Leg conference tables: square, rectangular with four legs, and rectangular with four corner legs and intermediate support legs



L3SL(P,S)48
One segment, 48" square with four corner L-Legs



L-Leg
Aluminum extruded L-shaped corner leg with adjustable glide, or fixed L-shaped glide

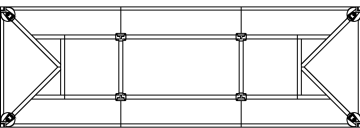



L3SL(P,S)32
Two segment, 120" wide and 60" deep with four corner L-Legs



T-Leg
Aluminum extruded T-shaped intermediate support leg with adjustable glide, or fixed T-shaped glide

The L-Leg design maximizes leg clearance using an under table support structure that allows for a 120" wide table with the use of just four legs. Tables wider than 120" are supported with an inset intermediate supporting leg



L3TL(P,S)52
Three segment, 180" wide and 60" deep with four corner L-Legs and four inset T-shaped intermediate supporting legs

Ordering Information


- Specify:
1. Pattern Number, indicating either Plinth (suffix P) or Surround edge detail (suffix S)
 2. Top finish
 3. Base/edge detail finish
 4. Power Center cut-out option, per section

Construction

Top:
Plastic laminate and wood veneer, 1 3/16" thick; 3-ply solid particle fiberboard core with balanced backer sheet. Veneer tops come with matching 1/4" solid lumber exterior edges and veneer self-edge at joining section edges. Plastic laminate tops are edged with matching .8mm ABS flat edge band.

The LSM Conference Table Series features two distinctive applied edge details for all top finishes. The extruded aluminum edge details are available in two profiles and are finished to match base finish options. To specify the table, select either Plinth (P) or partial Surround (S)*; profiles are diagramed below:

*Partial Surround only available on glass top.



Plinth edge




Partial Surround

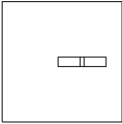
LSM Power center electrical hubs for table top access. Individual tables have cut-out options per section, per table. See chart below:



Y



GE2, GE3, GE6



BE2, BE3, BE6

Pattern no.	Outside segment	Inside segment
L3-RL(P)48	Y, GE2, GE3, GCG2	
L3-RL(P,S)52	Y, GE2, GE3, GE6, GCG2	
L3-SL(P)48	Y, GE2, GE3, GCG2	
L3-RL(P)00	Y, GE2, GE3, GE6, GCG2	
L3-RL(P)02	Y, GE2, GE3, GE6, GCG2	
L3-RL(P)04	Y, GE2, GE3, GE6, GCG2	
L3-SL(P)20	Y, BE2, BCG2	
L3-SL(P)22	Y, BE2, BE3, BCG2	
L3-SL(P)24	Y, BE2, BE3, BE6, BCG2	
L3-TL(P)40	Y, BE2, BCG2	Y, GE2, GE3, GE6, GCG2
L3-TL(P)42	Y, BE2, BE3, BCG2	Y, GE2, GE3, GE6, GCG2
L3-TL(P)44	Y, BE2, BE3, BE6, BCG2	Y, GE2, GE3, GE6, GCG2
L3-VL(P)60	Y, BE2, BE3, BCG2	Y, GE2, GE3, GE6, GCG2
L3-VL(P)62	Y, BE2, BE3, BE6, BCG2	Y, GE2, GE3, GE6, GCG2
L3-XL(P)80	Y, BE2, BE3, BCG2	Y, GE2, GE3, GE6, GCG2
L3-XL(P)82	Y, BE2, BE3, BE6, BCG2	Y, GE2, GE3, GE6, GCG2
L3-SL(P,S)60	Y, GE2, GE3, GE6, GCG2	
L3-RL(P)10	Y, GE2, GE3, GE6, GCG2	
L3-RL(P)12	Y, GE2, GE3, GCG2	
L3-RL(P)14	Y, GE2, GE3, GE6, GCG2	
L3-SL(P)30	Y, BE2, BCG2	
L3-SL(P)32	Y, BE2, BE3, BCG2	
L3-SL(P)34	Y, BE2, BE3, BE6, BCG2	
L3-TL(P)50	Y, BE2, BCG2	Y, GE2, GE3, GE6, GCG2
L3-TL(P)52	Y, BE2, BE3, BCG2	Y, GE2, GE3, GE6, GCG2
L3-TL(P)54	Y, BE2, BE3, BE6, BCG2	Y, GE2, GE3, GE6, GCG2
L3-VL(P)70	Y, BE2, BE3, BCG2	Y, GE2, GE3, GE6, GCG2
L3-VL(P)72	Y, BE2, BE3, BE6, BCG2	Y, GE2, GE3, GE6, GCG2
L3-XL(P)90	Y, BE2, BE3, BCG2	Y, GE2, GE3, GE6, GCG2
L3-XL(P)92	Y, BE2, BE3, BCG2	Y, GE2, GE3, GE6, BCG2

Power Center Cutout Options:

\$130. Per cut out, per section

Y - No Cut Outs

BE2 - 2X1 Power Center, center on depth, one side location

BE3 - 3X1 Power Center, center on depth, one side location

BE6 - 6X2 Power Center, center on depth, one side location

GE2 - 2X1 Power Center, center on depth, center on width

GE3 - 3X1 Power Center, center on depth, center on width

GE6 - 6X2 Power Center, center on depth, center on width

Leg and frame

The L-Leg conference tables feature extruded aluminum legs that connect to the table surface with four adjustable aluminum corner castings that allows for precise alignment with the tables edge. A steel sub-structure spans the table's width and provides rigid support for all material options

Leveling:

Three leveling glides are located within each v-base column and feature a glide-shroud that eliminates any light gap due to irregularities in the floor














Electrical Options:

Compatible with either a 2 5/8" grommet, or the LSM Power Center electrical hubs for table top electrical access; individual tables have unique cut-out options per table size

Shipping:

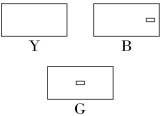

Tops, legs, intermediate legs and supporting rails are shipped separately. Tops are predrilled for attachment to legs and support rails

Debra Lehman-Smith and Ron Fiegenschuh
LSM Conference Table Series with L-Legs
Rectangular Conference Table with L-Legs

	description	w	d	h	no. of sections	no. of legs	base/edge selection
<i>Designer(s):</i> Debra Lehman-Smith and Ron Fiegenschuh, 2012	L3RL48 L-Leg conference table 	72"	42"	29"	1	4	Chrome
		72"	42"	29"	1	4	Paint/ Anodized
	L3RL52 L-Leg conference table 	84"	42"	29"	1	4	Chrome
		84"	42"	29"	1	4	Paint/ Anodized
	L3SL48 L-Leg conference table 	48"	48"	29"	1	4	Chrome
		48"	48"	29"	1	4	Paint/ Anodized
	L3RL00 L-Leg conference table 	72"	48"	29"	1	4	Chrome
		72"	48"	29"	1	4	Paint/ Anodized
	L3RL02 L-Leg conference table 	84"	48"	29"	1	4	Chrome
		84"	48"	29"	1	4	Paint/ Anodized
	L3RL04 L-Leg conference table 	96"	48"	29"	1	4	Chrome
		96"	48"	29"	1	4	Paint/ Anodized
	L3SL60 L-Leg conference table 	60"	60"	29"	1	4	Chrome
		60"	60"	29"	1	4	Paint/ Anodized

Order Code	Finishes	Electrical
<i>Example:</i> L3RLP48-MAS-SS-GE2	<i>Colored laminate top:</i>	<i>Coated marble top finishes:</i>
L3RLP48 72" x 42" rectangular table, plinth edge, one segment	Bright White (suffix 118)	Arabescato (suffix MA, MAS)
MAS Satin Coated Arabescato top	Folkstone Grey (suffix8Q)(CP)	Calacatta (suffix MC, MCS)
SS Brushed anodized aluminum legs, stainless finish edge	Studio White (suffix 98)(CP)	Grey Marble (suffix GG, GGS)
GE2 Cutout for L42x1 Power Center, center, mid-depth	White (suffix 91)(CP)	<i>Engineered Stone top:</i>
	<i>Note: Flat .3mm ABS edgeband to match</i>	Vetro Bianco (suffix VB)
	<i>Veneer top with '1/4" solid wood edge:</i>	<i>Note: Limited availability based on material sheet size.</i>
	White Ash (suffix A101)	
	American Walnut (suffix AW)	
	Natural Oak (suffix ON)	
	Fumed Oak (suffix OF)	
	Ebonized Oak (suffix OE)	
<i>Specify:</i>		<i>Grommet options: (\$156 per cutout)</i>
1. Pattern number		Tables may be specified with zero, one or two grommets per section. All grommets are 2 1/8" diameter. For detailed information, consult page 22
2. Top finish (including edgeband)		No grommets (Y)
3. Base and Edge profile finish		Single grommet, center, mid-depth (GGG2)
4. Cut-out options		Single grommet, left, mid-depth (BGG2)
5. Grommet finish (optional)		
		<i>Laminated Glass top:</i>
		Woven aluminum wire (suffix ALG)
		<i>Leg/Edge finishes:</i>
		Polished Stainless Steel/Mirror Chrome (suffix C)
		Horizontal Brushed Stainless Steel/anodized aluminum (suffix SS)
		White (suffix 118)
		Black (suffix R5)
		Studio White (Suffix 91)(CP)
		White (suffix 98)(CP)
		Studio White (Suffix 91)(CP)
		White (suffix 98)(CP)





pattern no.	laminate	veneer	engineered stone (VB)	grey marble (GG, GGS)	arabescato (MA, MAS)	calacatta (MC, MCS)	Laminted glass (ALG)
L3RLP48-()-C	\$13,327.	\$17,897.	\$25,261.	\$25,951.	\$30,052.	\$36,039.	
L3RLP48-()-()	\$6,466.	\$10,757.	\$17,456.	\$18,111.	\$21,990.	\$27,659.	
L3RL(P,S)52-()-C	\$14,197.	\$19,659.	\$28,314.	\$29,111.	\$33,902.	\$40,909.	\$54,288.
L3RL(P,S)52-()-()	\$6,707.	\$11,840.	\$19,740.	\$20,498.	\$25,035.	\$31,661.	\$46,835.
L3SLP48-()-C	\$11,521.	\$14,715.	\$20,451.	\$21,498.	\$24,108.	\$28,686.	
L3SLP48-()-()	\$5,588.	\$8,592.	\$13,783.	\$14,772.	\$17,243.	\$21,575.	
L3RLP00-()-C	\$13,537.	\$18,856.	\$25,132.	\$25,805.	\$32,750.	\$35,701.	
L3RLP00-()-()	\$6,667.	\$11,661.	\$17,344.	\$17,981.	\$24,551.	\$27,340.	
L3RLP02-()-C	\$14,515.	\$20,592.	\$30,697.	\$31,619.	\$37,084.	\$45,075.	
L3RLP02-()-()	\$7,013.	\$12,722.	\$22,002.	\$22,876.	\$28,051.	\$35,608.	
L3RLP04-()-C	\$13,984.	\$21,056.	\$32,540.	\$33,585.	\$39,835.	\$48,959.	
L3RLP04-()-()	\$7,303.	\$13,949.	\$24,587.	\$25,574.	\$31,489.	\$40,122.	
L3SL(P,S)60-()-C	\$12,205.	\$17,902.	\$24,391.	\$27,387.	\$32,274.	\$39,400.	\$52,255.
L3SL(P,S)60-()-()	\$6,285.	\$11,635.	\$19,303.	\$20,403.	\$25,028.	\$31,771.	\$46,458.

		Features
<p><i>Power Center Cutout Options: (\$156 per cutout)</i></p> <p>Tables can be hardwired using pre-wired boxes, or plugged in with cordset boxes. Table top segments may be specified with zero, one or two cutouts. Individual tables have unique cutout options, please refer to the chart below.</p> <p>Power Centers are available in three sizes and multiple configurations. L42X1 Power Centers feature 2 simplex outlets and either one knockout or two active USB jacks, L43X1 Power Centers feature 3 simplex outlets and either one knockout or two active USB jacks, L46X2 Power Centers feature 6 simplex outlets and either two knockouts or four active USB jacks, or combination of both.</p>	<p>For no Power Center (Y) For Single Power Center, center, mid-depth (GE2), (GE3), (BE6) For Single Power Center, left or right of joining section edge, mid-depth (BE2), (BE3), (BE6)</p> <p>Available Electrical Cut-outs per individual table.</p> <p>L3RL48: Y, GE2, GE3, GGG2 L3RL52: Y, GE2, GE3, GE6, GGG2 L3SL48: Y, GE2, GE3, GGG2 L3RL00: Y, GE2, GE3, GE6, GGG2 L3RL02: Y, GE2, GE3, GE6, GGG2 L3RL04: Y, GE2, GE3, GE6, GGG2 L3SL60: Y, GE2, GE3, GE6, GGG2 L3RL14: Y, GE2, GE3, GE6, GGG2 L3RL10: Y, GE2, GE3, GE6, GGG2 L3RL12: Y, GE2, GE3, GGG2 L3RL14: Y, GE2, GE3, GE6, GGG2</p>	 <p>The LSM Conference Table features a distinctive applied edge detail. The extruded aluminum edge detail is available in a plinth edge profile and is finished to match base finish options. To specify the table, select Plinth edge (P); profile is diagrammed below.</p> <p><i>Plinth edge detail:</i></p>  <p><i>Note:</i> LSM tables are certified Clean Air GOLD.</p>

Debra Lehman-Smith and Ron Fiegenschuh

LSM Conference Table Series with L-Legs

Rectangular Conference Table with L-Legs

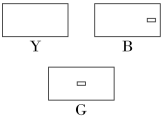

	description	w	d	h	no. of sections	no. of legs	base/edge selection
<i>Designer(s):</i> Debra Lehman-Smith and Ron Fiegenschuh, 2012 	L3RL10 L-Leg conference table	72"	60"	29"	1	4	Chrome
		72"	60"	29"	1	4	Paint/ Anodized
	L3RL12 L-Leg conference table	84"	60"	29"	1	4	Chrome
		84"	60"	29"	1	4	Paint/ Anodized
	L3RL14 L-Leg conference table	96"	60"	29"	1	4	Chrome
		96"	60"	29"	1	4	Paint/ Anodized

pattern no.	laminate	veneer	engineered stone (VB)	grey marble (GG, GGS)	arabescato (MA, MAS)	calacatta (MC, MCS)	Laminted glass (ALG)
L3RLP10-()-C	\$13,887.	\$20,898.	\$29,284.	\$32,411.	\$38,279.	\$46,851.	
L3RLP10-()-()	\$7,012.	\$13,599.	\$22,164.	\$24,248.	\$29,801.	\$37,914.	

L3RLP12-()-C	\$15,057.	\$23,052.	\$32,364.	\$36,828.	\$43,661.	\$53,644.	
L3RLP12-()-()	\$7,797.	\$15,300.	\$24,627.	\$28,085.	\$34,551.	\$44,001.	

L3RLP14-()-C	\$14,515.	\$23,765.	\$33,582.	\$39,472.	\$47,306.	\$58,735.	
L3RLP14-()-()	\$7,818.	\$16,513.	\$26,863.	\$31,163.	\$38,579.	\$49,393.	

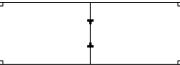
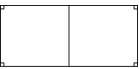

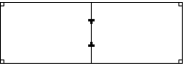


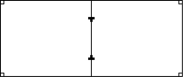
Order Code	Finishes	Electrical
<i>Example:</i> L3RLP48-MAS-SS-GE2		
L3RLP48	72" x 42" rectangular table, plinth edge, one segment	
MAS	Satin Coated Arabescato top	
SS	Brushed anodized aluminum legs, stainless finish edge	
GE2	Cutout for L42x1 Power Center, center, mid-depth	
<i>Specify:</i> 1. Pattern number 2. Top finish (including edgeband) 3. Base and Edge profile finish 4. Cut-out options 5. Grommet finish (optional)		
	<i>Colored laminate top:</i> Bright White (suffix 118) Folkstone Grey (suffix 8Q)(CP) Studio White (suffix 98)(CP) White (suffix 91)(CP) <i>Note: Flat .8mm ABS edgeband to match</i> <i>Veneer top with 1/4" solid wood edge:</i> White Ash (suffix A101) American Walnut (suffix AW) Natural Oak (suffix ON) Fumed Oak (suffix OF) Ebonized Oak (suffix OE) <i>Coated marble top finishes:</i> Arabescato (suffix MA, MAS) Calacatta (suffix MC, MCS) Grey Marble (suffix GG, GGS) <i>Engineered Stone top:</i> Vetro Bianco (suffix VB) <i>Note:</i> Limited availability based on material sheet size. <i>Laminated Glass top:</i> Woven aluminum wire (suffix ALG) <i>Leg/Edge finishes:</i> Polished Stainless Steel/Mirror Chrome (suffix C) Horizontal Brushed Stainless Steel/anodized aluminum (suffix SS) White (suffix 118) Black (suffix R5) Studio White (Suffix 91)(CP) White (suffix 98)(CP)	<i>Grommet options: (\$156 per cutout)</i> Tables may be specified with zero, one or two grommets per section. All grommets are 2 7/8" diameter. For detailed information, consult page 22 No grommets (Y) Single grommet, center, mid-depth (GGG2) Single grommet, left, mid-depth (BGG2)

Features
<i>Power Center Cutout Options: (\$156 per cutout)</i> Tables can be hardwired using pre-wired boxes, or plugged in with cordset boxes. Table top segments may be specified with zero, one or two cutouts. Individual tables have unique cutout options, please refer to the chart below. Power Centers are available in three sizes and multiple configurations. L42X1 Power Centers feature 2 simplex outlets and either one knockout or two active USB jacks, L43X1 Power Centers feature 3 simplex outlets and either one knockout or two active USB jacks, L46X2 Power Centers feature 6 simplex outlets and either two knockouts or four active USB jacks, or combination of both. For no Power Center (Y) For Single Power Center, center, mid-depth (GE2), (GE3), (BE6) For Single Power Center, left or right of joining section edge, mid-depth (BE2), (BE3), (BE6) Available Electrical Cut-outs per individual table. L3RL48: Y, GE2, GE3, GGG2 L3RL52: Y, GE2, GE3, GE6, GGG2 L3SL48: Y, GE2, GE3, GGG2 L3RL00: Y, GE2, GE3, GE6, GGG2 L3RL02: Y, GE2, GE3, GE6, GGG2 L3RL04: Y, GE2, GE3, GE6, GGG2 L3SL60: Y, GE2, GE3, GE6, GGG2 L3RL14: Y, GE2, GE3, GE6, GGG2 L3RL10: Y, GE2, GE3, GE6, GGG2 L3RL12: Y, GE2, GE3, GGG2 L3RL14: Y, GE2, GE3, GE6, GGG2

The LSM Conference Table features a distinctive applied edge detail. The extruded aluminum edge detail is available in a plinth edge profile and is finished to match base finish options. To specify the table, select Plinth edge (P); profile is diagramed below. <i>Plinth edge detail:</i> 
<i>Note:</i> LSM tables are certified Clean Air GOLD.

Debra Lehman-Smith and Ron Fiegenschuh

LSM Conference Table Series with L-Legs

Rectangular Two Segment Conference Table with L-Legs

	description	w	d	h	no. of sections	section width	no. of legs	base/edge selection
<i>Designer(s):</i> Debra Lehman-Smith and Ron Fiegenschuh, 2012 	L3SL20 L-Leg conference table	108"	48"	29"	2	54"	4	Chrome
		108"	48"	29"	2	54"	4	Paint/ Anodized
	L3SL22 L-Leg conference table	120"	48"	29"	2	60"	4	Chrome
		120"	48"	29"	2	60"	4	Paint/ Anodized
	L3SL24 L-Leg conference table	144"	48"	29"	2	72"	6	Paint/ Anodized
		144"	48"	29"	2	72"	6	Chrome
	L3SL30 L-Leg conference table	108"	60"	29"	2	54"	4	Chrome
		108"	60"	29"	2	54"	4	Paint/ Anodized
	L3SL32 L-Leg conference table	120"	60"	29"	2	60"	4	Paint/ Anodized
		120"	60"	29"	2	60"	4	Chrome
	L3SL34 L-Leg conference table	144"	60"	29"	2	72"	6	Paint/ Anodized
		144"	60"	29"	2	72"	6	Chrome

pattern no.	laminate	veneer	engineered stone (VB)	grey marble (GG, GGS)	arabescato (MA, MAS)	calacatta (MC, MCS)
L3SLP20-() -C	\$15,902.	\$26,111.	\$38,563.	\$39,731.	\$46,764.	\$57,026.
L3SLP20-() -()	\$8,692.	\$15,862.	\$27,269.	\$28,373.	\$35,030.	\$44,739.

L3SLP22-() -C	\$18,671.	\$27,853.	\$41,127.	\$42,433.	\$50,268.	\$61,695.
L3SLP22-() -()	\$8,871.	\$17,498.	\$29,695.	\$30,929.	\$38,347.	\$49,159.

L3SLP24-() -()	\$10,127.	\$20,118.	\$35,579.	\$37,062.	\$45,939.	\$58,910.
L3SLP24-() -C	\$21,741.	\$32,377.	\$49,176.	\$50,740.	\$60,127.	\$73,830.

L3SLP30-() -C	\$19,038.	\$29,655.	\$44,842.	\$46,301.	\$55,104.	\$67,945.
L3SLP30-() -()	\$9,236.	\$19,206.	\$33,231.	\$34,609.	\$42,940.	\$55,092.

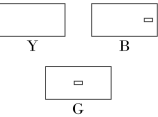
L3SLP32-() -()	\$10,451.	\$22,397.	\$39,704.	\$37,861.	\$47,124.	\$60,644.
L3SLP32-() -C	\$20,329.	\$33,050.	\$49,662.	\$49,739.	\$59,522.	\$73,807.

L3SLP34-() -()	\$10,404.	\$23,580.	\$46,373.	\$44,826.	\$55,917.	\$72,112.
L3SLP34-() -C	\$22,016.	\$36,037.	\$55,526.	\$58,926.	\$70,644.	\$87,754.

Order Code	Finishes	Electrical
<i>Example:</i> L3SLP20-MC-SS-BE2-BE2		
L3SL20	108" x 48" rectangular table, plinth edge, two segments	
MC	Coated Calacatta top	
SS	Brushed anodized aluminum legs, stainless finish edge	
BE2	Cutout for L42x1 Power Center, left of joining edge section, mid-depth, segment 1	
BE2	Cutout for L42x1 Power Center, right of joining edge section, mid-depth, segment 2	
	Colored laminate top: Bright White (suffix 118) Folkstone Grey (suffix 8Q)(CP) Studio White (suffix 98)(CP) White (suffix 91)(CP) <i>Note: Flat .8mm ABS edgeband to match</i> Veneer top with 1/4" solid wood edge: White Ash (suffix A101) American Walnut (suffix AW) Natural Oak (suffix ON) Fumed Oak (suffix OF) Ebony Oak (suffix OE) Coated marble top finishes: Arabescato (suffix MA, MAS) Calacatta (suffix MC, MCS) Grey Marble (suffix GG, GGS) Engineered Stone top: Vetro Bianco (suffix VB) <i>Note:</i> Limited availability based on material sheet size. Leg/Edge finishes: Polished Stainless Steel/Mirror Chrome (suffix C) Horizontal Brushed Stainless Steel/anodized aluminum (suffix SS) White (suffix 118) Black (suffix R5)	Grommet options: (\$156 per cutout) Tables may be specified with zero, one or two grommets per section. All grommets are 2 3/8" diameter. For detailed information, consult page 22 No grommets (Y) Single grommet, center, mid-depth (GGG2) Single grommet, left, mid-depth (BGG2)

- Specify:
1. Pattern number
 2. Top finish (including edgeband)
 3. Base and Edge profile finish
 4. Cut-out options
 5. Grommet finish (optional)




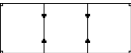
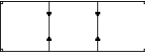

Features
<p><i>Power Center Cutout Options: (\$156 per cutout)</i> Tables can be hardwired using pre-wired boxes, or plugged in with cordset boxes. Table top segments may be specified with zero, one or two cutouts. Individual tables have unique cutout options, please refer to the chart below.</p> <p>For no Power Center (Y) For Single Power Center, center, mid-depth (GE2), (GE3), (BE6) For Single Power Center, left or right of joining section edge, mid-depth (BE2), (BE3), (BE6)</p> <p>Available Electrical Cut-outs per individual table. L3SL20: Y, BE2, BGG2 L3SL22: Y, BE2, BE3, BGG2 L3SL24: Y, BE2, BE3, BE6, BGG2 L3SL30: Y, BE2, BGG2 L3SL32: Y, BE2, BE3, BGG2 L3SL34: Y, BE2, BE3, BE6, BGG2</p> <p>The LSM Conference Table features a distinctive applied edge detail. The extruded aluminum edge detail is available in a plinth edge profile and is finished to match base finish options. To specify the table, select Plinth edge (P); profile is diagramed below.</p> <p><i>Plinth edge detail:</i></p> <p><i>Note:</i> LSM tables are certified Clean Air GOLD.</p>



Debra Lehman-Smith and Ron Fiegenschuh

LSM Conference Table Series with L-Legs

Rectangular Three Segment Conference Table with L-Legs

	description	w	d	h	no. of sections	section width	no. of legs	base/edge selection
<i>Designer(s):</i> Debra Lehman-Smith and Ron Fiegenschuh, 2012	L3TL40 L-Leg conference table	162"	48"	29"	3	54"	8	Paint/Anodized
		162"	48"	29"	3	54"	8	Chrome
	L3TL42 L-Leg conference table	180"	48"	29"	3	60"	8	Paint/Anodized
		180"	48"	29"	3	60"	8	Chrome
	L3TL44 L-Leg conference table	216"	48"	29"	3	72"	8	Paint/Anodized
		216"	48"	29"	3	72"	8	Chrome
	L3TL50 L-Leg conference table	162"	60"	29"	3	54"	8	Paint/Anodized
		162"	60"	29"	3	54"	8	Chrome
	L3TL52 L-Leg conference table	180"	60"	29"	3	60"	8	Paint/Anodized
		180"	60"	29"	3	60"	8	Chrome
	L3TL54 L-Leg conference table	216"	60"	29"	3	72"	8	Paint/Anodized
		216"	60"	29"	3	72"	8	Chrome

Order Code	Finishes	Electrical
<i>Example:</i> L3TLP40-35-114-114-Y-GE6-Y	<i>Colored laminate top:</i> Bright White (suffix 118) Folkstone Grey (suffix 8Q)(CP) Studio White (suffix 98)(CP) White (suffix 91)(CP) <i>Note: Flat .8mm ABS edgeband to match</i>	<i>Coated marble top finishes:</i> Arabescato (suffix MA, MAS) Calacatta (suffix MC, MCS) Grey Marble (suffix GG, GGS)
L3TLP40	162" x 48" rectangular table, plinth edge, three segments	<i>Grommet options: (\$156 per cutout)</i> Tables may be specified with zero, one or two grommets per section. All grommets are 2 3/8" diameter. For detailed information, consult page 22
114	Folkstone Grey laminate with matching ABS edgeband	No grommets (Y) Single grommet, center, mid-depth (GGG2) Single grommet, left, mid-depth (BGG2)
114	Folkstone Grey painted legs and Folkstone Grey painted aluminum edge to match	
Y	No cutout, segment 1	
GE6	Cutout for L46x2 Power Center, center, mid-depth, segment 2	
Y	No cutout, segment 3	
	<i>Veneer top with 1/4" solid wood edge:</i> White Ash (suffix A101) American Walnut (suffix AW) Natural Oak (suffix ON) Fumed Oak (suffix OF) Ebonized Oak (suffix OE)	<i>Engineered Stone top:</i> Vetro Bianco (suffix VB) <i>Note:</i> Limited availability based on material sheet size. <i>Leg/Edge finishes:</i> Polished Stainless Steel/Mirror Chrome (suffix C) Horizontal Brushed Stainless Steel/anodized aluminum (suffix SS) White (suffix 118) Black (suffix R5) Studio White (Suffix 91)(CP) White (suffix 98)(CP)

Specify:

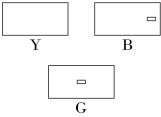
1. Pattern number
2. Top finish (including edgeband)
3. Base and Edge profile finish
4. Cut-out options
5. Grommet finish (optional)

pattern no.	laminate	veneer	engineered stone (VB)	grey marble (GG, GGS)	arabescato (MA, MAS)	calacatta (MC, MCS)
L3TLP40-(-)()	\$12,471.	\$23,227.	\$40,688.	\$42,376.	\$52,433.	\$67,113.
L3TLP40-(-)-C	\$28,703.	\$40,158.	\$59,296.	\$61,081.	\$71,710.	\$87,225.
L3TLP42-(-)()	\$12,972.	\$25,914.	\$44,259.	\$46,116.	\$57,209.	\$73,403.
L3TLP42-(-)-C	\$29,664.	\$43,440.	\$63,519.	\$65,487.	\$77,207.	\$94,317.
L3TLP44-(-)()	\$13,549.	\$28,532.	\$51,744.	\$53,966.	\$67,295.	\$86,746.
L3TLP44-(-)-C	\$29,802.	\$45,758.	\$70,933.	\$73,285.	\$87,371.	\$107,919.
L3TLP50-(-)()	\$13,141.	\$28,098.	\$49,526.	\$51,633.	\$64,223.	\$82,593.
L3TLP50-(-)-C	\$29,399.	\$45,323.	\$68,617.	\$70,846.	\$84,148.	\$103,564.
L3TLP52-(-)()	\$14,530.	\$29,597.	\$58,107.	\$56,146.	\$70,028.	\$90,291.
L3TLP52-(-)-C	\$29,831.	\$46,921.	\$72,381.	\$75,615.	\$90,286.	\$111,698.
L3TLP54-(-)()	\$14,114.	\$33,877.	\$64,992.	\$84,590.	\$106,800.	\$139,215.
L3TLP54-(-)-C	\$30,387.	\$51,426.	\$81,200.	\$105,621.	\$129,090.	\$163,342.

Power Center Cutout Options: (\$156 per cutout)
Tables can be hardwired using pre-wired boxes, or plugged in with cordset boxes. Table top segments may be specified with zero, one or two cutouts. Individual tables have unique cutout options, please refer to the chart below.

Power Centers are available in three sizes and multiple configurations. L42X1 Power Centers feature 2 simplex outlets and either one knockout or two active USB jacks, L43X1 Power Centers feature 3 simplex outlets and either one knockout or two active USB jacks, L46X2 Power Centers feature 6 simplex outlets and either two knockouts or four active USB jacks, or combination of both.

For no Power Center (Y)
For Single Power Center, center, mid-depth (GE2), (GE3), (BE6)
For Single Power Center, left or right of joining section edge, mid-depth (BE2), (BE3), (BE6)



Available Electrical Cut-outs per individual table.
L3TL40
outside sections: Y, BE2, BGG2
inside sections: Y, GE2, GE3, GE6, GGG2

L3TL42
outside sections: Y, BE2, BE3, BGG2
inside sections: Y, GE2, GE3, GE6, GGG2

L3TL44
outside: Y, BE2, BE3, BGG2
inside: Y, GE2, GE3, GE6, GGG2

L3TL50
outside sections: Y, BE2, BGG2
inside sections: Y, GE2, GE3, GGG2

L3TL52
outside sections: Y, BE2, BE3, BGG2
inside sections: Y, GE2, GE3, GE6, GGG2

L3TL54
outside: Y, BE2, BE3, BE6, BGG2
inside: Y, GE2, GE3, GE6, GGG2

Features

The LSM Conference Table features a distinctive applied edge detail. The extruded aluminum edge detail is available in a plinth edge profile and is finished to match base finish options. To specify the table, select Plinth edge (P); profile is diagramed below.

Plinth edge detail:

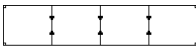
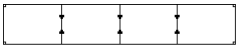
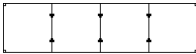



Note:
LSM tables are certified Clean Air GOLD.

Debra Lehman-Smith and Ron Fiegenschuh

LSM Conference Table Series with L-Legs

Rectangular Four Segment Conference Table with L-Legs

	description	w	d	h	no. of sections	section width	no. of legs	base/edge selection
<i>Designer(s):</i> Debra Lehman-Smith and Ron Fiegenschuh, 2012	L3VL60 L-Leg conference table	240"	48"	29"	4	60"	10	Paint/Anodized
		240"	48"	29"	4	60"	10	Chrome
	L3VL62 L-Leg conference table	288"	48"	29"	4	72"	10	Paint/Anodized
		288"	48"	29"	4	72"	10	Chrome
	L3VL70 L-Leg conference table	240"	60"	29"	4	60"	10	Paint/Anodized
		240"	60"	29"	4	60"	10	Chrome
	L3VL72 L-Leg conference table	288"	60"	29"	4	72"	10	Paint/Anodized
		288"	60"	29"	4	72"	10	Chrome

pattern no.	laminate	veneer top	engineered stone (VB)	grey marble (GG, GGS)	arabescato (MA, MAS)	calacatta (MC, MCS)
L3VLP60-(-)()	\$16,129.	\$33,379.	\$62,274.	\$63,349.	\$81,725.	\$101,205.
L3VLP60-(-)-C	\$37,070.	\$55,437.	\$86,837.	\$87,974.	\$107,390.	\$127,973.
L3VLP62-(-)()	\$16,712.	\$43,500.	\$72,888.	\$74,193.	\$96,261.	\$119,620.
L3VLP62-(-)-C	\$37,691.	\$66,210.	\$98,050.	\$99,433.	\$122,752.	\$147,433.
L3VLP70-(-)()	\$16,745.	\$38,150.	\$74,815.	\$77,470.	\$100,521.	\$124,927.
L3VLP70-(-)-C	\$37,705.	\$60,498.	\$97,515.	\$102,871.	\$127,242.	\$153,022.
L3VLP72-(-)()	\$17,486.	\$43,836.	\$85,633.	\$91,187.	\$118,862.	\$148,165.
L3VLP72-(-)-C	\$38,497.	\$66,549.	\$90,650.	\$117,365.	\$146,610.	\$177,579.

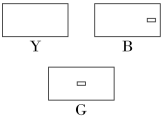
Order Code	Finishes	Electrical
<i>Example:</i> L3VLP60-ON-C-BE3-GE3-GE3-BE3	<i>Colored laminate top:</i> Bright White (suffix 118) Folkstone Grey (suffix 8Q)(CP) Studio White (suffix 98)(CP) White (suffix 91)(CP) <i>Note: Flat .8mm ABS edgeband to match</i>	<i>Coated marble top finishes:</i> Arabescato (suffix MA, MAS) Calacatta (suffix MC, MCS) Grey Marble (suffix GG, GGS)
L3VLP60	240" x 48" rectangular table, plinth edge, four segments	<i>Grommet options: (\$156 per cutout)</i> Tables may be specified with zero, one or two grommets per section. All grommets are 2 3/8" diameter. For detailed information, consult page 22
ON	Natural Oak veneer top	No grommets (Y)
C	Mirror chrome legs and mirror chrome edge detail	Single grommet, center, mid-depth (GGG2)
BE3	Cutout for L43x1 Power Center, left of joining edge section, mid-depth, segment 1	Single grommet, left, mid-depth (BGG2)
GE3	Cutout for L43x1 Power Center, center, mid-depth, segment 2	
GE3	Cutout for L43x1 Power Center, center, mid-depth, segment 3	
BE3	Cutout for L43x1 Power Center, right of joining edge section, mid-depth, segment 4	

- Specify:
1. Pattern number
 2. Top finish (including edgeband)
 3. Base and Edge profile finish
 4. Cut-out options
 5. Grommet finish (optional)

Power Center Cutout Options: (\$156 per cutout)
Tables can be hardwired using pre-wired boxes, or plugged in with cordset boxes. Table top segments may be specified with zero, one or two cutouts. Individual tables have unique cutout options, please refer to the chart below.

Power Centers are available in three sizes and multiple configurations. L42X1 Power Centers feature 2 simplex outlets and either one knockout or two active USB jacks, L43X1 Power Centers feature 3 simplex outlets and either one knockout or two active USB jacks, L46X2 Power Centers feature 6 simplex outlets and either two knockouts or four active USB jacks, or combination of both.

For no Power Center (Y)
For Single Power Center, center, mid-depth (GE2), (GE3), (BE6)
For Single Power Center, left or right of joining section edge, mid-depth (BE2), (BE3), (BE6)



Available Electrical Cut-outs per individual table.
L3VL60
outside sections: Y, BE2, BE3, BGG2
inside sections: Y, GE2, GE3, GE6, GGG2

L3VL62
outside sections: Y, BE2, BE3, BE6, BGG2
inside sections: Y, GE2, GE3, GE6, GGG2

L3VL70
outside: Y, BE2, BE3, BGG2
inside: Y, GE2, GE3, GE6, GGG2

L3VL72
outside sections: Y, BE2, BE3, BE6, BGG2
inside sections: Y, GE2, GE3, GE6, GGG2

Features

The LSM Conference Table features a distinctive applied edge detail. The extruded aluminum edge detail is available in a plinth edge profile and is finished to match base finish options. To specify the table, select Plinth edge (P); profile is diagramed below.

Plinth edge detail:



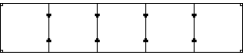



Note:
LSM tables are certified Clean Air GOLD.

Debra Lehman-Smith and Ron Fiegenschuh

LSM Conference Table Series with L-Legs

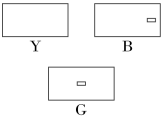
Rectangular Five Segment Conference Table with L-Legs

	description	w	d	h	no. of sections	section width	no. of legs	base/edge selection
<i>Designer(s):</i> Debra Lehman-Smith and Ron Fiegenschuh, 2012	L3XL80 L-Leg conference table	300"	48"	29"	5	60"	12	Paint/Anodized
		300"	48"	29"	5	60"	12	Chrome
	L3XL82 L-Leg conference table	360"	48"	29"	5	72"	12	Paint/Anodized
		360"	48"	29"	5	72"	12	Chrome
	L3XL90 L-Leg conference table	300"	60"	29"	5	60"	12	Paint/Anodized
		300"	60"	29"	5	60"	12	Chrome
	L3XL92 L-Leg conference table	360"	60"	29"	5	72"	12	Paint/Anodized
		360"	60"	29"	5	72"	12	Chrome


pattern no.	laminate	veneer top	engineered stone (VB)	grey marble (GG, GGS)	arabescato (MA, MAS)	calacatta (MC, MCS)
L3XLP80-(-)()	\$19,282.	\$40,850.	\$81,021.	\$85,078.	\$109,410.	\$133,744.
L3XLP80-(-)-C	\$44,781.	\$67,741.	\$111,243.	\$115,527.	\$141,240.	\$166,955.
L3XLP82-(-)()	\$20,207.	\$45,179.	\$96,708.	\$101,666.	\$131,361.	\$161,057.
L3XLP82-(-)-C	\$45,885.	\$72,474.	\$127,949.	\$133,184.	\$164,567.	\$195,947.
L3XLP90-(-)()	\$19,956.	\$46,717.	\$95,649.	\$103,686.	\$133,995.	\$164,287.
L3XLP90-(-)-C	\$45,478.	\$73,965.	\$117,703.	\$135,173.	\$167,202.	\$199,211.
L3XLP92-(-)()	\$20,912.	\$53,847.	\$106,887.	\$124,232.	\$161,198.	\$198,178.
L3XLP92-(-)-C	\$46,616.	\$81,678.	\$132,011.	\$157,013.	\$196,076.	\$235,154.

Order Code	Finishes		Electrical
<i>Example:</i>	L3XLP80-CW-C-Y-GE3-GE3-GE3-Y	<i>Colored laminate top:</i> Bright White (suffix 118) Folkstone Grey (suffix8Q)(CP) Studio White (suffix 98)(CP) White (suffix 91)(CP) <i>Note: Flat .8mm ABS edgeband to match</i>	<i>Coated marble top finishes:</i> Arabescato (suffix MA, MAS) Calacatta (suffix MC, MCS) Grey Marble (suffix GG, GGS)
L3XLP80	300" x 48" rectangular table, plinth edge, five segments		<i>Grommet options: (\$156 per cutout)</i> Tables may be specified with zero, one or two grommets per section. All grommets are 2 1/4" diameter. For detailed information, consult page 22
CW	Corian top		<i>Engineered Stone top:</i> Vetro Bianco (suffix VB)
C	Mirror chrome legs and mirror chrome edge detail	<i>Veneer top with 1/4" solid wood edge:</i> White Ash (suffix A101) American Walnut (suffix AW) Natural Oak (suffix ON)	<i>Note:</i> Limited availability based on material sheet size.
Y	No cutout, segment 1	Fumed Oak (suffix OF) Ebonized Oak (suffix OE)	<i>Leg/Edge finishes:</i> Polished Stainless Steel/Mirror Chrome (suffix C) Horizontal Brushed Stainless Steel/anodized aluminum (suffix SS) White (suffix 118) Black (suffix R5) Studio White (Suffix 91)(CP) White (suffix 98)(CP)
GE3	Cutout for L43x1 Power Center, center, mid-depth, segment 2		
GE3	Cutout for L43x1 Power Center, center, mid-depth, segment 3		
GE3	Cutout for L43x1 Power Center, center, mid-depth, segment 4		
Y	No cutout, segment 5		

- Specify:
1. Pattern number
 2. Top finish (including edgeband)
 3. Base and Edge profile finish
 4. Cut-out options
 5. Grommet finish (optional)

Features	
<i>Power Center Cutout Options: (\$156 per cutout)</i> Tables can be hardwired using pre-wired boxes, or plugged in with cordset boxes. Table top segments may be specified with zero, one or two cutouts. Individual tables have unique cutout options, please refer to the chart below.	<div><div>For no Power Center (Y) For Single Power Center, center, mid-depth (GE2), (GE3), (BE6) For Single Power Center, left or right of joining section edge, mid-depth (BE2), (BE3), (BE6)</div><div></div></div>
Power Centers are available in three sizes and multiple configurations. L42X1 Power Centers feature 2 simplex outlets and either one knockout or two active USB jacks, L43X1 Power Centers feature 3 simplex outlets and either one knockout or two active USB jacks, L46X2 Power Centers feature 6 simplex outlets and either two knockouts or four active USB jacks, or combination of both.	<div>Available Electrical Cut-outs per individual table. L3XL80 outside sections: Y, BE2, BE3, BGG2 inside sections: Y, GE2, GE3, GE6, GGG2 L3XL82 outside sections: Y, BE2, BE3, BE6, BGG2 inside sections: Y, GE2, GE3, GE6, GGG2 L3XL90 outside: Y, BE2, BE3, BGG2 inside: Y, GE2, GE3, GE6, GGG2 L3XL92 outside sections: Y, BE2, BE3, BGG2 inside sections: Y, GE2, GE3, GE6, GGG2</div>

The LSM Conference Table features a distinctive applied edge detail. The extruded aluminum edge detail is available in a plinth edge profile and is finished to match base finish options. To specify the table, select Plinth edge (P); profile is diagramed below.

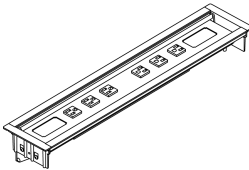
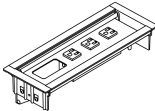
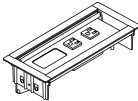


Note:
LSM tables are certified Clean Air GOLD.

Debra Lehman-Smith and Ron Fiegenschuh

LSM Electrical

Power Centers with Cordset



	description	type	w	h	d
<i>Designer(s):</i> Debra Lehman-Smith and Ron Fiegenschuh, 2012	L42X1-CS-X small power center	2 power, 1 telecom plate knockout	11"	4 1/2"	4 3/4"
	L42X1-CS-USB small power center	2 power, 2 active USB	11	4 1/2"	4 3/4"
	L43X1-CS-X medium power center	3 power, 1 telecom plate knockout	13"	4 1/2"	4 3/4"
	L43X1-CS-USB medium power center	3 power, 2 Active USB	13	4 1/2"	4 3/4"
	L46X2-CS-X-X large power center	6 power, 2 telecom plate knockouts	24"	4 1/2"	4 3/4"
	L46X2-CS-USB-X large power center	6 power, 2 Active USB, 1 telecom plate knockout	24"	4 1/2"	4 3/4"
	L46X2-CS-USB-USB large power center	6 power, 4 Active USB	24"	4 1/2"	4 3/4"

pattern no.	painted finish (118, 114)	satin stainless steel (SS)	mirror chrome (C)
L42X1-CS-X-()	\$871.	\$2,050.	\$2,089.
L42X1-CS-USB-()	\$1,201.	\$2,050.	\$2,089.
L43X1-CS-X-()	\$1,038.	\$2,186.	\$2,188.
L43X1-CS-USB-()	\$1,363.	\$2,478.	\$3,261.
L46X2-CS-X-X-()	\$1,253.	\$2,527.	\$2,939.
L46X2-CS-USB-X-()	\$1,584.	\$2,820.	\$3,213.
L46X2-CS-USB-USB-()	\$1,908.	\$3,108.	\$3,485.

Order Code	Finishes	Features
<i>Example:</i> L46X2-CS-X-X-C	<i>Power Center finishes:</i> Bright White (suffix 118) Black (suffix R5) Mirror Chrome (suffix C) Satin Stainless Steel (suffix SS)	The Power Center is a flush mounted electrical hub for table-top distribution of power and access to data, or audiovisual connections. Available in three sizes, a multitude of interior configurations, and either as a 15 amp cord set, or a 20 amp prewired version. The L42X1 is available as a cord-set version only; with two simplex electrical outlets and either room for one data faceplate, or with two active USB charging outlets. The L43X1 is available as either a cord-set version or a prewired version, available as two alternating circuits; with three simplex electrical outlets and either room for one data faceplate, or two active USB charging outlets. The L46X2 is available as either a cord-set version or a prewired version, available as two alternation circuits; with six simplex electrical outlets and room for two data faceplates, or four active USB charging outlets, or a combination of two active USB charging outlets and one data faceplates.
L46X2-CS-X-X Large power center with cordset, 6 power, 2 telecom plate knockouts		
C Mirror chrome		
<i>Specify:</i> LSM table with desired cutout size and location 1. Power Center size 2. Communication / USB charging option 3. Power Center finish		
All cord-set boxes feature a convenience outlet located on the underside of the box. 108" flexible power cord. <i>Note:</i> Power Centers use Propeller electrical Plexus communication and data faceplates. UL Listed.		

Note:
Power Centers use Propeller electrical Plexus communication and data faceplates.

UL Listed.

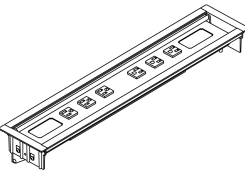
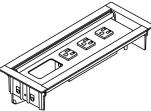
All cord-set boxes feature a convenience outlet located on the underside of the box. 108" flexible power cord.

Debra Lehman-Smith and Ron Fiegenschuh

LSM Electrical

Prewired Power Centers

Designer(s):
Debra Lehman-Smith and Ron
Fiegenschuh, 2012



	description	type	w	h	d
	L43X1-HW-X medium power center	3 power, 1 telecom plate knockout	13"	4 1/2"	4 3/4"
	L43X1-HW-USB medium power center	3 power, 2 Active USB	13	4 1/2"	4 3/4"
	L46X2-HW-X-X large power center	6 power, 2 telecom plate knockouts	24"	4 1/2"	4 3/4"
	L46X2-HW-USB-X large power center	6 power, 2 Active USB, 1 telecom plate knockout	24"	4 1/2"	4 3/4"
	L46X2-HW-USB-USB large power center	6 power, 4 Active USB	24"	4 1/2"	4 3/4"

pattern no.	painted finish (118, 114)	satin stainless steel (SS)	mirror chrome (C)
L43X1-HW(C1, C2)-X-()	\$1,090.	\$2,239.	\$2,231.
L43X1-HW(C1, C2)-USB-()	\$1,418.	\$2,527.	\$2,506.
L46X2-HW(C1, C2)-X-X-()	\$1,310.	\$2,580.	\$2,985.
L46X2-HW(C1, C2)-USB-X-()	\$1,639.	\$2,861.	\$3,261.
L46X2-HW(C1, C2)-USB-USB-()	\$1,962.	\$3,150.	\$3,533.

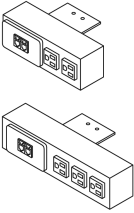
Order Code		Finishes	Features
<i>Example:</i> L43X1-HWC2-X-C		<i>Power Center finishes:</i> Bright White (suffix 118) Black (suffix R5) Mirror Chrome (suffix C) Satin Stainless Steel (suffix SS)	The Power Center is a flush mounted electrical hub for table-top distribution of power and access to data, or audiovisual connections. Available in three sizes, a multitude of interior configurations, and either as a 15 amp cord set, or a 20 amp prewired version. The L42X1 is available as a cord-set version only; with two simplex electrical outlets and either room for one data faceplate, or with two active USB charging outlets. The L43X1 is available as either a cord-set version or a prewired version, available as two alternating circuits; with three simplex electrical outlets and either room for one data faceplate, or two active USB charging outlets. The L46X2 is available as either a cord-set version or a prewired version, available as two alternation circuits; with six simplex electrical outlets and room for two data faceplates, or four active USB charging outlets, or a combination of two active USB charging outlets and one data faceplates.
L43X1-HWC2-X	Medium power center, 3 power, 1 telecom plate knockout, circuit two		
C	Mirror Chrome		
<i>Specify:</i> LSM table with desired cutout size and location 1. Power Center size 2. Communication/USB charging option 3. Power Center finish			Prewired boxes feature a simplified four-wire distribution system, with easy to connect jumper cables (sold separately). This option does require hard-wiring from building power to the first Power Center using a power in-feed cable, sold separately. Alternate between circuits when ordering multiple boxes for a single run. <i>Note:</i> Power Centers use Propeller electrical Plexus communication and data faceplates. UL Listed.

Debra Lehman-Smith and Ron Fiegenschuh

LSM Electrical

Perimeter Power Electrical Box

	description	type	w	d	h
<i>Designer(s):</i> Debra Lehman-Smith and Ron Fiegenschuh, 2012	LG2PP2 2 Power, Black Finish		6.5	1.81	2.26
	LG2PP202 2 Power, 2 USB, Black Finish		6.5	1.81	2.26
	LG2PP202X 2 Power, 2 USB, 1 Telcom Plate Knockout, Black Finish		6.5	1.81	2.26
	LG2PP2X 2 Power, 1 Telcom Plate Knockout, Black Finish		6.5	1.81	2.26
	LG2PP4 4 Power, Black Finish		9	1.81	2.26
	LG2PP402 4 Power, 2 USB, Black Finish		9	1.81	2.26
	LG2PP402X 4 Power, 2 USB, 1 Telcom Plate Knockout, Black Finish		9	1.81	2.26
	LG2PP404 4 Power, 4 USB, Black Finish		9	1.81	2.26
	LG2PP4X 4 Power, 1 Telcom Plate Knockout, Black Finish		9	1.81	2.26



pattern no.	.
LG2PP2	\$466.
LG2PP202	\$728.
LG2PP202X	\$728.
LG2PP2X	\$466.
LG2PP4	\$594.
LG2PP402	\$831.
LG2PP402X	\$831.
LG2PP404	\$1,018.
LG2PP4X	\$594.

Order Code	Features
<i>Example:</i> L4PP2	<i>Note:</i> Perimeter Power Electrical Boxes use Propeller electrical plexus communication and data face plates.
L4PP2	Two power, no plate knockout, black finish, top mount 72" black cord, two 1/2" self tapping screws

Specify:

1. Perimeter power electrical box

Debra Lehman-Smith and Ron Fiegenschuh

LSM Electrical

Electrical Accessories

	description	length	configuration
Designer(s): Debra Lehman-Smith and Ron Fiegenschuh, 2012	L4JFF Interconnecting cable	12"	Female/Female
		20"	Female/Female
		30"	Female/Female
		35"	Female/Female
		40"	Female/Female
		45"	Female/Female
		50"	Female/Female
		60"	Female/Female
		75"	Female/Female
	L4SF Hardwire Starter Cable	45"	Female
		90"	Female
	L4JFM Interconnecting cable	20"	Female/Male
		40"	Female/Male
		60"	Female/Male
		75"	Female/Male

pattern no.	.
L4JFF-12	\$159.
L4JFF-20	\$176.
L4JFF-30	\$192.
L4JFF-35	\$212.
L4JFF-40	\$220.
L4JFF-45	\$228.
L4JFF-50	\$237.
L4JFF-60	\$245.
L4JFF-75	\$275.
L4SF-45	\$220.
L4SF-90	\$288.
L4JFM-20	\$176.
L4JFM-40	\$220.
L4JFM-60	\$245.
L4JFM-75	\$275.

Order Code	Features
Example: L4JFF-60	For use with the LSM electrical Power Centers.
L4JFF-60 Interconnecting cable, 60" in length	
Specify: 1. Cable type 2. Cable length	Interconnecting cables ensure power connection in a straight line configuration. Link multiple units together without the hassles of sequential placement. Interconnecting cables are a four wire, two circuit system.
	Hardwire starter cable is required to connect first Power Center unit to building power.


REFER TO THE SPECIFICATION TOOL FOR THE CURRENT PRICING

Debra Lehman-Smith and Ron Fiegenschuh

LSM Electrical

Electrical Accessories

	description	w	h	type
<i>Designer(s):</i> Debra Lehman-Smith and Ron Fiegenschuh, 2012	L4WMR Ribbon wire manager	4.25"	27" - 31"	
	L4WMA Antenna wire manager	3"	23"	
	L4AXCSW Power Port Electrical			2 Power Outlets, 2 USB A+C Power Hub, 1209 soft cord
	L4AXCHW Power Port Electrical			2 Power Outlets, 2 USB A+C Power Hub, 1209 hard wire whip



pattern no.	
L4WMR	\$237.
L4WMA-(111T, 118T)	\$634.
L4AXCSW	\$1,145.
L4AXCHW	\$1,329.

Order Code	Features
<i>Example:</i> L4AXHW	<i>Ribbon Vertical Wire Manager:</i> The ribbon vertical manager, designed by LSM, is a mirror chrome spring that serves as a conduit for vertical cable management. Spring diameter is 2.5". Die-cast aluminum flanges terminate the top and bottom of the spring and are finished in a smooth medium grey powder coat paint.
L4AXHW	Power Port electrical, 2 power outlets, 1 USB Power Hub, 120" hard wire whip

A medium grey ABS plastic spacer fits between the top flange and the underside of the table which provides horizontal wire distribution in four directions. Connection hardware is included and consists of wood screws and double sided table, for use depending on top and table type.

REFER TO THE SPECIFICATION TOOL FOR THE CURRENT PRICING

<i>Power Port Electrical:</i> The Power Port trough offers under table access to electrical power within the center trough of the V-Base table series. Available in hard wire or cord set, the box offers two simplex electrical outlets and four active USB charging outlets. The easy to mount boxes simply fit into existing cut outs and are secured using thumb screws (included).	
UL Listed.	

Alpha-Numeric Index

<i>pattern no.</i>	<i>page</i>	<i>pattern no.</i>	<i>page</i>
L3RL(P,S)52	24	L4JFF-12	42
L3RLP00	24	L4JFF-20	42
L3RLP02	24	L4JFF-30	42
L3RLP04	24	L4JFF-35	42
L3RLP10	26	L4JFF-40	42
L3RLP12	26	L4JFF-45	42
L3RLP14	26	L4JFF-50	42
L3RLP48	24	L4JFF-60	42
L3RV(P,S)01	10	L4JFF-75	42
L3RVP04	10	L4JFM-20	42
L3SL(P,S)60	24	L4JFM-40	42
L3SLP20	28	L4JFM-60	42
L3SLP22	28	L4JFM-75	42
L3SLP24	28	L4SF-45	42
L3SLP30	28	L4SF-90	42
L3SLP32	28	L4WMA	44
L3SLP34	28	L4WMR	44
L3SLP48	24	LG2PP2	40
L3SVP22	12	LG2PP202	40
L3SVP24	14	LG2PP202X	40
L3SVP26	14	LG2PP2X	40
L3SVP32	12	LG2PP4	40
L3SVP35	14	LG2PP402	40
L3TLP40	30	LG2PP402X	40
L3TLP42	30	LG2PP404	40
L3TLP44	30	LG2PP4X	40
L3TLP50	30		
L3TLP52	30		
L3TLP54	30		
L3TVP36	14		
L3TVP52	14		
L3TVP54	16		
L3VLP60	32		
L3VLP62	32		
L3VLP70	32		
L3VLP72	32		
L3VVP60	16		
L3VVP62	16		
L3VVP70	16		
L3VVP72	20		
L3XLP80	34		
L3XLP82	34		
L3XLP90	34		
L3XLP92	34		
L3XVP90	18		
L3XVP92	20		
L3XVP94	20		
L42X1-CS-USB	36		
L42X1-CS-X	36		
L43X1-CS-USB	36		
L43X1-CS-X	36		
L43X1-HW(C1, C2)-USB	38		
L43X1-HW(C1, C2)-X	38		
L46X2-CS-USB-USB	36		
L46X2-CS-USB-X	36		
L46X2-CS-X-X	36		
L46X2-HW(C1, C2)-USB-USB	38		
L46X2-HW(C1, C2)-USB-X	38		
L46X2-HW(C1, C2)-X-X	38		
L4AXHW	44		
L4AXSW	44		

Selling Policy

	<p>This Selling Policy supersedes all previous selling policies and is inclusive of Knoll, KnollStudio and Muuto. Prices, discounts and product offerings are subject to change without notice.</p>
Terms & Conditions of Sales	<p>Sales by Knoll, Inc. or Knoll North America Corp. ("Seller") of Knoll Product Lines (hereinafter "Products") within the United States and Canada are made only on the terms which are contained in this Selling Policy. Seller hereby gives notice of its objection to any different or additional terms and conditions. This sale is expressly conditional upon Purchaser's assent to the terms and conditions set forth below. Additional terms and conditions may apply to KnollStudio and KnollTextiles orders. These terms and conditions may be modified or supplemented only by a written document signed by an authorized representative of Seller. These terms and conditions supersede any prior and/or contemporaneous agreements or correspondence between Purchaser and Seller. Written quotations expire thirty (30) days from the date of issuance and can be withdrawn by written notice anytime during that period. Where Purchaser and Seller have entered into the Knoll Electronic Terms and Conditions, all orders, acknowledgements, invoices and other business communications placed or transmitted in accordance with the Knoll Electronic Terms and Conditions shall be deemed to be in writing and signed and shall be valid for all purposes as if they were originated and maintained in documentary form.</p>
Ordering Information	<p>All orders must be in writing. The product pattern number(s) contained on Seller's order acknowledgement shall be the final expression of the order.</p>
Order Confirmation	<p>A purchase order is not binding on Seller until Purchaser has received Seller's order confirmation or acknowledgment.</p>
Pricing Policies	<p>List prices are subject to change without notice.</p> <p>List prices shall be those prices in effect on the date of receipt of a complete purchase order unless shipment is requested more than ninety (90) days after order entry in which case prices in effect on the date of shipment apply. List prices include specified freight costs. Unless specified in writing by Seller, no other charges are included in Seller's list prices.</p>
Taxes	<p>All sales, use, excise and other taxes applicable to the sale of the Products shall be paid by Purchaser. If Purchaser claims an exemption from any tax, Purchaser shall submit to Seller the appropriate exemption certificates.</p>
Terms of Payment	<p>Payment for one hundred percent (100%) of the net order amount (including any applicable shipping and handling fee) is due within thirty (30) days of the date of invoice, which is generally issued upon shipment. In case of any discrepancies, such as shortages, and Seller is notified in writing within ten (10) days of receipt of Product, only that portion may be deducted and the balance paid. For orders greater than \$100,000 net, a fifty percent (50%) deposit is due at the time of order placement, with the remainder due within thirty (30) days of the date of invoice.</p> <p>KnollStudio orders less than \$2,000 require payment for one hundred percent (100%) of the net order amount (including any applicable sales tax and charges for inside delivery, special packaging, etc.), due at time of order placement. For KnollStudio orders greater than \$2,000, a one-half (50%) deposit is due at time of order placement with the remainder (including any applicable sales tax and charges for inside delivery, special packaging, etc.) due prior to shipment.</p> <p>If, in the judgment of Seller, Purchaser's financial condition does not justify the terms of the payment, Seller may require full or partial payment in advance. Past due accounts shall be charged one and one-half percent (1.5%) per month, or the highest rate permitted by law, whichever is less, and will be added to the outstanding balance. In the event Purchaser defaults on payment, Purchaser shall be liable for all collection costs, including reasonable attorney's fees and costs.</p>
Changes and Cancellation	<p>Standard purchase orders may not be changed or cancelled, in whole or in part, without prior written consent of Seller. Changes may effect delivery dates. Expenses incurred because of changes shall be charged to Purchaser. In the event of cancellations, Purchaser will be liable for reasonable cancellation charges established by Seller. Orders for special Product, orders including "COM" (hereinafter defined) material and orders pursuant to expedited delivery programs, may not be canceled.</p> <p>QuickShip orders may not be changed or canceled without Knoll's authorization. In the event of Muuto order changes, 25% payment of original net order amount is required for changes incurring the week the order was entered. 100% payment of original net order amount is required for changes incurring the week the order is scheduled to ship. If Muuto is ordered on QuickShip, the QuickShip policy supersedes.</p>
Freight Prepaid	<p>For standard orders, freight is prepaid and included in the price of all Knoll Office and KnollStudio Products, except KnollTextiles and Muuto, within the 48 contiguous United States for orders placed with Knoll, Inc. and within Canada, excluding the Yukon, Northwest Territories, Nunavut and Newfoundland for orders placed with Knoll North America Corp. Packing is tested for rigorous motion and transportation but is not guaranteed to protect furniture from all conditions. If special packaging is required for any reason, please consult with your sales representative or dealer. Seller shall select the method of shipment and routing. Freight for all KnollTextiles orders is prepaid and added to the invoice.</p> <p>Freight for all Muuto orders must be specified at time of order placement and added to the PO.</p>
Delivery/Freight Charges	<p>Shipments outside the contiguous 48 United States and Canada shall be shipped F.O.B. Origin.</p> <p>For shipments outside the contiguous United States and Canada, Purchaser is responsible for the cost of freight from point of embarkation, including any handling and transportation charges incidental to loading at the point of departure and unloading at the final destination.</p> <p>Conditions beyond the control of Seller, including weather, available facilities and traffic conditions, may affect exact time of delivery. Seller shall not be responsible for specific carrier delivery date or time unless it has made a specific delivery commitment, in writing.</p> <p>Nonstandard methods of shipment and/or additional services are available upon request. Orders for QuickShip product shipping direct parcel or White Glove are subject to additional shipping and handling charges and must be paid by Purchaser. Purchaser will be billed for the differential cost of any special services in excess of standard surface carrier freight costs. Premium charges, at Purchaser's request, will be added for airfreight, exclusive use of vehicle and extra, export or special packaging. Accessorial charges will be added for inside delivery, extra labor, reconsignment and redelivery.</p> <p>Partial shipments may be made and invoiced by Seller.</p>
Claims	<p>All shipments for Knoll Products within the contiguous United States and Canada are F.O.B. Origin. All risk of loss passes to Purchaser at time of delivery to carrier. Purchaser shall inspect all Products upon receipt and notify Seller within ten (10) working days after receipt of any damage or defects which are, or should be, apparent from an inspection of the Product and its packaging. Failure of Purchaser to notify Seller during the ten (10) working day period shall constitute acceptance of the Products and waiver of any apparent defects, errors or shortages. For all claims relating to Product damaged in transit or for any other claims relating to or arising out of the transportation of the Product, Purchaser must seek recovery from the carrier and Seller has no liability to Purchaser for such claims. Seller may, upon request, assist Purchaser with filing of such claims with the carrier, but Seller will not be liable for any of these transportation related claims.</p>

Selling Policy

Seller's Security Interest	Until Seller receives the full payment for the Product, Seller shall have a security interest in the Product. Purchaser agrees to perform all acts, including but not limited to the execution and filing of documentation, which may be necessary to perfect and assure the security interest of Seller.
Returns	The return of Products without a written authorization by Seller shall not be accepted. To receive authorization for Product return, please call Customer Service. All Products that are returned pursuant to a valid authorization shall be subject to a twenty-five percent (25%) of list restocking charge. Products not currently offered for sale by Seller (including COM) shall not be authorized for return. All returned Products must be unused, in original condition and in the original Seller packing cartons. No refund or credit shall be given for damaged Products.
Held Orders/Storage	If Purchaser requests that an order be held or delayed, prices and terms and conditions in effect at the time of shipment shall apply. If Purchaser requests a delay after the time when Seller can defer production, Purchaser will be invoiced for the Product, payable in accordance with standard terms, when the order is ready for shipment. Seller may transfer the Product to storage, in which case all expenses incurred in connection with storage, including demurrage, preparation for storage, storage charges and handling shall be payable by Purchaser upon submission of invoices by Seller. Risk of loss to the Product shall pass to the Purchaser upon delivery of the Product into storage.
Customer's Own Material	A Purchaser who requests a fabric or other surface material not standard to Seller's line of Products ("COM") must submit samples of the requested material to Seller prior to entry of a purchaser order. Seller shall determine if the material is suitable to its manufacturing processes and meets any requirements of Underwriters Laboratories. If the COM is acceptable, Seller will then establish a price for using the COM or the Product in question. For a description of the procedures for submitting samples and testing, contact customer resources or your sales representative. Seller shall have no responsibility for the appearance, condition, performance, durability, colorfastness or any other physical attribute of the COM. Purchaser shall indemnify and hold Seller harmless for any damages, injuries or losses arising out of or related to use of the COM on the Product.
Delay/Force Majeure	Seller shall not be liable for failure to perform or for delay in performance due to fire, flood, strike or other labor difficulty, act of God, act of war or terrorism, act of any governmental authority or of the Purchaser, riot, embargo, fuel or energy shortage, wrecks or delay in transportation, inability to obtain necessary labor, materials or manufacturing facilities from usual sources or failure of suppliers to meet their contractual obligations, or due to any cause beyond its reasonable control. If any such event occurs, Seller may extend delivery dates by a period of time necessary to overcome the effect of such delay, allocate available Product or cancel any purchase order.
Compliance with Law	PURCHASER IS SOLELY RESPONSIBLE FOR COMPLIANCE WITH ALL APPLICABLE FEDERAL, STATE AND LOCAL LAWS, ORDINANCES, REGULATIONS, RULES AND STANDARDS RELATING TO THE INSTALLATION, MAINTENANCE, USE AND OPERATION OF THE PRODUCTS.
Patents	Subject to the following provisions, Seller shall, at its own expense, defend or, at its option, settle any claim, suit or proceeding brought against the Purchaser, and/or its vendees, mediate and immediate, so far as based on an allegation that any Product or any part thereof furnished hereunder constitutes a direct or a contributory infringement of any claim of any patent of the United States or Canada. This obligation shall be effective only if Purchaser shall have made all payments then due hereunder and if Seller is notified promptly in writing and given authority, information and assistance for the defense of said claim, suit or proceeding. Seller shall pay all damages and costs awarded in such suit or proceedings so defended.
	The foregoing indemnity does not apply to the following:
	<ul style="list-style-type: none">• Products supplied according to a design other than that of Seller, and which is required by the Purchaser.• Combination of the Product with another product not furnished hereunder unless Seller is a contributory infringer.• Any settlements of a suit or proceeding made without Seller's written consent.
Limitations of Liability	SELLER, ITS CONTRACTORS, AUTHORIZED DEALERS AND SUBCONTRACTORS OR SUPPLIERS OF ANY TIER SHALL NOT BE LIABLE TO PURCHASER FOR ANY SPECIAL, INDIRECT, INCIDENTAL OR CONSEQUENTIAL DAMAGES ARISING FROM A BREACH OF THIS AGREEMENT. Purchaser's remedies set forth herein are exclusive and the liability of Seller with respect to the breach of this agreement or any contract entered into between the parties pursuant hereto shall not exceed the price of the Product or part on which such liability is based.
Warranty	please visit warranty website link https://www.knoll.com/help/warranty for up-to-date information.

General Ordering Information

The Products

This guide encompasses all standard products for this product group.

Sizes

Dimensions listed in this guide are indicated as:

H = height

W = width

D = depth

Dia. = diameter

Rad. = radius

Pricing

All prices shown are list.

How to Order

Select pattern numbers and quantities required for your complete installation. Product questions can be addressed in the specific sections of this guide or by contacting your sales representative or customer resource representative at 1-800-343-5665.

Next, select options (if required), along with colors and finishes appropriate to each product. Reference the Finishes and Fabrics pages for color designations.

On large installations, an item's "designated area" can be specified to assist in product organization and handling.

To expedite complete / correct entry of your order, be certain all pattern numbers, quantities, colors and area identifications are completely specified. Also, include complete purchase order numbers, bill-to and ship-to addresses, a contact name and specific factory shipping dates required.

Mail all orders to:

Knoll, Inc.
1235 Water Street
P.O. Box 157
East Greenville, PA 18041
Attention: Order Entry

Once your order is entered at Knoll, an acknowledgment will be mailed to you. You will be advised of your scheduled shipping date within five days of the original acknowledgment. If it is necessary to revise your order, please contact your customer resource representative.

Sustainability Statement

Sustainable design is a key component of Knoll's environmental focus. Our commitment to social responsibility and a healthy environment has prompted us to further articulate our longstanding environmental programs and, with encouragement and support from our colleagues in the industry, we have re-energized our focus on such "green" initiatives as life cycle analysis and LEED™ certification. Knoll is proud to have contributed to projects that have received LEED certification from the U.S. Green Building Council.

For the latest information on Knoll products that help our customers achieve LEED certification, log on to knoll.com, click on "About Knoll" and then "Environmental Focus."