

Quoin®

Price list
June 2025

Knoll

Price Adjustment Summary

- June 2, 2025: All categories: +4.75%

(See next page for detail and example)

Important :

This price book is for reference only and does not reflect current list pricing. Refer to the Specification Tool for the latest pricing and product-specific details. Exceptions may apply.

Price Adjustment Summary

Effective June 2, 2025

- Storage and Accessories +4.75%

To calculate:

- Apply the June adjustment percentage to all list prices.

Estimating Updated Pricing

List Price	Adjustment Steps	Final Estimate
\$1,473	×1.0475 (June only)	\$1,543

Important:

This price book is for reference only and does not reflect current list pricing.

Refer to the ***Specification Tool*** for the latest pricing and product-specific details. Exceptions may apply.

Introduction

Quoin Finish Selections	1
KnollTextiles and Spinneybeck Leather Approvals	2
KnollTextiles and Spinneybeck For Cushions	4

Raised Storage

Quoin Foot Specifications	5
Foot Kits	6

Pedestals

Pedestal Specifications	7
Mobile Pedestals	9
Mobile Pedestals Accessories	17
Desk Supporting Pedestals	19
Pedestal Accessories	22

Credenzas

Credenza Specifications	23
Credenzas	25
Credenza Accessories	27

Lockers

Locker Specifications	30
Desk Supporting Lockers	32
Lockers	36
Locker Tops	52
Lockers Accessories	64

Keyless Locking

Digital Keypad and RFID Lock Specifications page1	67
Digital Keypad and RFID Lock Specifications page2	68
Keyless Locking Accessories	69

Alpha Numeric Index

Alpha Numeric Index	70
-------------------------------	----

Wall Mounting of Knoll Products

Wall Mounting of Knoll Products	73
---	----

Knoll Color Program

Core Paint Finishes, Smooth

P1 Smooth Paint Finishes

8Q	Folkstone Grey (CP)
91	White (CP) Studio
98	White (CP)
112	Brown
115	Medium Grey
116	SandStone
118	Bright White @
G1	Graphite (CP)
CRB	Carbon (CP)
UBK	Ultra Black (CP)
WL	Warm Stone(CP)

P2 Smooth Paint Finishes

611	Beige Mist Metallic
612	Medium Metallic Grey

P3 Smooth Paint Finishes

613	Silver
-----	--------

Core Paint Finishes, Textured

P1 Textured Paint Finishes

8QT	Textured Folkstone Grey (CP)
91T	Textured White (CP)
98T	Textured Studio White(CP)
112T	Textured Brown
115T	Textured Medium Grey
116T	Textured SandStone
118T	Textured Bright White@
CRBT	Textured Carbon (CP)
G1T	Textured Graphite (CP)
UBKT	Textured Ultra Black (CP)
WLT	Textured Warm Stone (CP)

P2 Textured Paint Finishes

611T	Textured Beige Mist Metallic
612T	Textured Medium Metallic Grey

Accent Paint Finishes, Smooth

P1 Smooth Accent Paint Finishes

130	Dark Red
131	Slate Blue
132	Olive Green
133	Canary Yellow
134	Knoll Red

Accent Paint Finishes, Textured

P1 Textured Accent Paint Finishes

130T	Textured Dark Red
131T	Textured Slate Blue
132T	Textured Olive Green
133T	Textured Canary Yellow
134T	Textured Knoll Red

Laminate Finishes

* denotes melamine finish
Worksurfaces manufactured in Melamine are available in High Pressure Laminate at a 10% upcharge.
Other products are also available in High Pressure Laminate and would need to be quoted separately.

L1 - Solid Colors

8Q	Folkstone Grey (CP)
91	White (CP)
98	Studio White (CP)
118*	Bright White @
WL	Warm Stone (CP)

L2 - Solid Colors

115*	Medium Grey
UBK	Ultra Black (CP)

L2 -Wood Grain

125*	Natural Maple
126*	Natural Cherry
127*	Walnut
139*	Light Ash
140*	Warm Ash
141*	Whitened Ash
142*	Grey Ash
143*	Classic Oak
144*	Graphite Pear
LBA	Clear on Ash (CP)
LBB	Oak on Ash (CP)
LBC	Walnut on Ash (CP)
LBU	Medium Matte Walnut(CP)

The following Central Palette Laminates feature a woodgrain textured surface for HPL only:

LBA – Clear on Ash,
 LBB – Oak on Ash,
 LBC – Walnut on Ash.
 TFL (Melamine) versions of these laminates have a smooth surface

Finish Applications

Case Finish, all products

Core Paint Finishes, Smooth Core Paint Finishes, Textured

Front Finish, Mobile Pedestals

Core Paint Finishes, Smooth Core Paint Finishes, Textured

Top Laminate, credenzas Laminate Finishes

Pull Finish

5" T-Pull
 Smooth Core Paint Finishes
 Smooth Accent Paint Finishes
 Anodized Finishes

Grommet Pull
 (B) Black Rubber

Foot Finish, all foot kits

Select Textured Finishes as follows:

8QT	Textured Folkstone Grey (CP)
91T	Textured White (CP) Textured
98T	Studio White (CP)
115T	Textured Medium Grey
118T	Textured Bright White@
613T	Textured Silver
CRBT	Textured Carbon (CP)
UBKT	Textured Ultra Black (CP)

Lock Finish, cylinder lock, all products

C	Chrome
B	Black

Anodized Finishes

AA	Anodized Aluminum
AN	Anodized Nickel

Lock Finish, digital keypad or RFID lock, lockers

NO	Brushed Nickel
----	----------------

Color

All inside and outside case surfaces are painted in the same specified paint color.

Custom Color Policy

For all colors outside the standard palettes for Quoin storage as defined within this price list, Knoll will custom match your specification. Please submit the request using Knoll's Custom Finish Planner available on Dealer Portal.

Custom colors will be processed at a P2 list price for finishes that are not metallic, clear or white. Metallic, clear and white finishes will be processed at a P3 list price.

Extended lead times may apply to custom paint match selections.

@ = Limited Availability
 CP = Central Palette

- Approved
- Approved; refer to upholstery grade
- * Approved; refer to panel grade

[N] implies Non-woven textile
See below for exception notes

COM	<i>Customer's Own Material</i>
W1360	Annex
W1597	Beacon
W1619	Broadcloth II
W1754	Circuit
W1077	Element
W692	Growth Spurt
W2061	Messa
W1926	Pivot
W1718	Skylark
W1610	Tailor Made II
W1923	Twister
W432	Versatility
W2410	Wrap Up

K2026	Delite
W2111	Edo
K1523	Hourglass
K2263	Infinite
W1620	Nematic li
W1695	Photon li
W2382	Ponder
W884	Reflect

K1779	Commuter Cloth
W465	Micro
W1020	Relay
Wc2826	Villa Unbacked

K1828	Boundary
K2085	Crossroad

1 Refer to price book appendices and Omni for COM/COL information
2 Annex Salt - not available due to Read through

- Approved
- Approved; refer to upholstery grade
- * Approved; refer to panel grade

[N] implies Non-woven textile
See below for exception notes

<

1 Refer to price book appendices and Omni for COM/COL information

- Approved
- Approved; refer to upholstery grade
- * Approved; refer to panel grade

[N] implies Non-woven textile
See below for exception notes

K1206	Knoll Hopsack
K2112	Little Devil
K2827	Olympia
K1925	Prairie
K2433	Puff
K2398	Shadow Play
K2020	Summit
K2397	Topos
K2432	Vast
K1558	Venue
K2154	Vibe li
K1949	Westwood
K2240	Wild Thing

K1054	Circa
K162	Classic Boucle 1994
K2226	Color Field
K2476	Contour
K1885	Durand
K2355	Entwine
K1753	Greenwich
K1765	Hudson
K1999	Magnolia
K2293	On Point
K2030	Palisade
K2292	Patchwork
K2420	Plaid On
K2450	Prestini
K2124	Pullman
K1268	Smart
K1798	Tight Rope
K2371	Utopia
K2857	Winnow
K2050	Wit
K2401	Woodland II
K2362	Wow Factor

[illegible]

6 Available on Removeable Cushions only

- Approved
- Approved; refer to upholstery grade
- * Approved; refer to panel grade

[N] implies Non-woven textile
See below for exception notes

Upholstery Grade D

K2373	Buzz
K2829	Caliper
K2251	Code
K1104	Eclat Weave
K2053	Island
K2429	Pathway
K2238	Plaidtastic
K2367	Retreat

Upholstery Grade E

K2074	Aegean
K2424	Circle Point
K2168	Cleo
K2486	Currents
K2830	Dactyl
K2418	Flower Power
K2797	Hummingbird
K1703	Ikat Square
K2123	Midpoint
K2408	Off The Grid
K2261	Rebel
K2151	Seurat
K1789	Sherman
K2377	Tempest
K2361	Vice Versa
K1386	Whip

Upholstery Grade F

K1607	Atelier
K1771	Biscayne
K2428	Homage
K2333	Imprint
K2190	In Stitches
K1630	Mod Plaid
K2475	Placid
K1080	Rivington

[illegible]

6 Available on Removeable Cushions only

- Approved
- Approved; refer to upholstery grade
- * Approved; refer to panel grade

[N] implies Non-woven textile
See below for exception notes

Upholstery Grade G									
K2349	Color Collage								
K2338	Dapper								
K2348	Fancy Twill								
K2390	Looped In								
K1882	Melange								
K2155	Modern Tweed								
K1827	Striae Stripe								
K2399	Texnet								
K1021	Ultrasuede								
K1807	Utrillo								
K2447	Vert								
Upholstery Grade H									
K2021	Firefly								
K2249	Chiseled								
K2188	Stretch Appeal								
K2264	Twist Tie								
K2208	World Piece								
Upholstery Grade I									
K2357	Floressence								
H800	Cato 1961								
K2351	Chic								
K2449	Doily								
K1617	Dynamic 1971								
K2430	Guisse								
K2079	Limani								
K1159	North Island								
K2237	Prince Hairly								
K1214	Sandis								
K2368	Stripe It								

6 Available on Removeable Cushions only

**Spinneybeck Leather Options for
Cushions*****Grade U***

- P** Volo

Grade V

- P** Andes
- P** Espana
- P** Maremma
- P** Velluto Pelle

Grade W

- P** Alaska
- P** Amazon
- P** Arizona
- P** Derby
- P** Sabrina

Grade X

- P** Ducale
- P** Ducale Velours

Grade Y

- P** Cervo
- P** Copenhagen
- P** Cordovan
- P** Distressed
- P** Marissa
- P** Prima
- P** Riva
- P** Saddle
- P** Salon

- C** = approved for use on credenza cushion
- P** = approved for use on mobile pedestal cushion

Quoin Raised Storage

Feet are nominally 3" high with black leveling glide. Foot kits are specified separately as kits and installed on-site.

Feet are available only for products as stated in the application notes on the pricing pages and within this section.

Application

Quoin storage units raised on feet may be used freestanding or ganged to panels or adjacent storage units as noted within applicable pricing sections.

When used freestanding, counterweights or ganging may be required. Refer to applicable counterweight specification information for details.

Components of uniform depth may be ganged to one another via T-Feet. Components of differing depths may not utilize shared T-Foot for ganging.

When ganging two units together, (4) Corner Feet will be replaced by (2) T-Feet spanning the seam between the units.

Credenzas

To specify Quoin credenzas raised on feet, utilize standard credenza pattern numbers (V2G22 . .). Credenzas include pre-installed leveling glides to be removed on-site when utilizing foot kits.

Feet are additive to the height of a standard credenza. Overall height of a credenza raised on feet is 25.5" high.

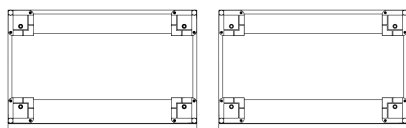
Individual units 18"-36" wide require (4) Corner Feet per unit. Double credenzas 36"-72" wide require (4) Corner Feet and (2) T-Feet for additional support.

Lockers

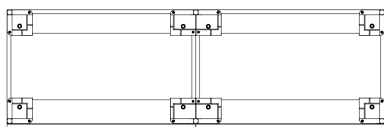
Lockers for use with Feet (VLF . .) do not include pre-installed leveling glides. Applicable foot kits must be specified for use.

Foot kits may not be used with (VLG . .) pattern numbers.

Noted elevation heights of Lockers for Use with Feet include height of 3" feet. Case height of Lockers for Use with Feet is 3" less than Lockers with standard leveling glides to accommodate height of foot.



Individual Units, 8 Corner Feet

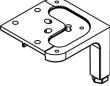
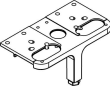


Ganged Units, 4 Corner Feet + 2 T-Feet

Corner Feet are available in a 4-piece kit or as 40-piece bulk kits. T-Feet are available in a 2-piece kit or as 20-piece bulk kits. Hardware is included to attach to storage unit.

Foot Kits

Quoin

description	type	pattern no.	list
Foot Kit, Corner 	Corner foot kit, 4 pieces	VAFC04P	\$177.
	Corner foot kit, bulk 40 pieces	VAFC40P	\$1,658.
Foot Kit, T 	T foot kit, 2 pieces	VAFT02P	\$120.
	T foot kit, bulk 20 pieces	VAFT20P	\$1,075.

Order Information

1. Base Pattern Number
 2. Paint Finish
- See Finish Options page

Order Code

Example: VAFC04P
 VA Quoin, Accessory
 F Foot Kit
 C Corner
 04 Kit of 4
 P Painted

Specification Information

Foot kits are specified separately as kits and installed on site. Kits include hardware for attaching feet to Quoin storage unit.

Individual lockers or single credenzas require 4 corner feet. Double credenzas additionally require 2 T-feet for ganging and support.

When ganging two units side-by-side, units must be of uniformed depth. Two individual ganged units require 4 corner feet plus 2 T-feet at the seam.

Application Notes

Feet are nominally 3" high and include a black leveling glide.

Feet are additive to the height of a standard credenza bringing the overall finished height of the credenza on feet to 25.5" high (nominal).

Lockers for use with feet (VLF.. pattern numbers) feature a shorter case to compensate for height of feet maintaining overall elevation height as noted.

Foot kits are only compatible with Quoin Credenzas (V2G..) and Lockers For Use with Feet (VLF..)

Quoin Mobile Pedestals

Quoin mobile pedestals offer a variety of configurations in 2 widths and 2 depths. Pedestal cases are preassembled and ship with drawers installed. Casters are field installed.

5 Configurations Available:

Open with Shelf, 20" high
Full Door, 20" high
Box/File, 20" high
File/File, 26" high
Box/Box/File, 26" high

Mobile pedestals feature full overlay door or drawer fronts and casters. Pedestals are available with steel or cushion top. All mobile pedestals include 2 locking and 2 non-locking casters. Pedestals with drawers include additional non-locking caster mounted beneath file drawer for added stability as drawer is extended.

Available Sizes

Nominal Sizes (*actual dimension*)

Height: 20" (19.91"), 26" (25.89")

Width: 12" (11.93"), 15" (14.9")

Depths: 18", 24" (18.78", 23.2")

When specified, cushion top adds 1" to overall pedestal height.

Drawers and Filing

Each Box/File pedestal contains one 6" high box drawer and one 12" high file drawer. Each File/File pedestal contains two 12" high file drawers. Each Box/Box/File pedestal contains two 6" high box drawers and one 12" high file drawer. Each File drawer includes 1 file bar set to accommodate side-to-side Letter or Legal filing. Side-to-side filing hangs from back edge of drawer body providing clearance for storage of other small items or supplies within front section of drawer. Additional file bar kits are available to shift side-to-side filing to front portion of the drawer. 15" wide pedestals also accommodate front-to-back Letter filing. 12" wide pedestals do not accommodate front-to-back filing.

Box Drawer, Internal Dimensions

Width: 9-5/16", 12"

Height: 4-7/16"

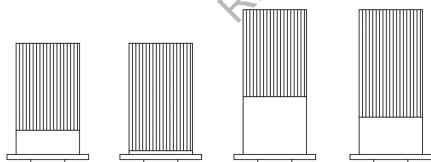
Depth: 16-5/16", 21-3/16"

File Drawer, Internal Dimensions

Width: 9-5/16", 12"

Height: 9-1/4"

Depth: 16-5/16", 21-3/16"



Letter Filing 18" deep Legal Filing 18" deep Letter Filing 24" deep Legal Filing 24" deep

Construction

Quoin mobile pedestals feature an innovative 1-piece wrapper design consistent with Quoin Lockers, providing optimal material efficiency without sacrificing strength and durability.

- Wrapper: 20-gauge steel
- Front vertical channel: 16-gauge steel
- Base: 16-gauge steel
- Top Support Crossrail: 16-gauge steel
- Finished Steel Top: 14-gauge steel
- Drawer Fronts: 20-gauge steel
- Drawer Bodies: 20 and 22-gauge steel
- Full extension, ball bearing drawer slides
- Door: 20 and 22-gauge steel
- Removable shelf: 20-gauge steel
- Cantilever shelf support: 16-gauge steel

Locks

Quoin mobile pedestals may be ordered non-locking or locking with cylinder lock and key. Lock drilling is omitted when specified as non-locking. Pedestals feature slim profile lock bezel to match specified lock core finish, available in black or chrome.


Locks are randomly keyed unless otherwise specified. Other keying options include keyed alike or keyed with lock cored K001-K250. To specify units as such, reference KnollKey Lock Program.

Pulls

Quoin desk supporting pedestals are available with two pull styles:

- 5" finger pull
- Rubber grommet pull

All pulls are factory installed. T-Pulls are positioned horizontally 3/8" from top of drawer fronts or vertically 1" below from top of door or drawer front. Grommet pulls are 1.5" in diameter and positioned 1" below from top of door or drawer front.



Standard Pull Position

Shelves

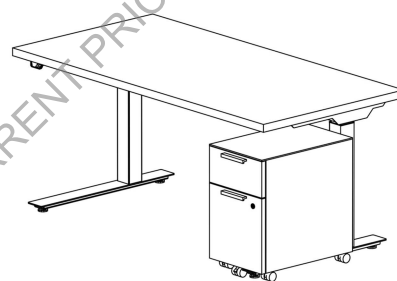
Open Pedestals include (1) removable shelf and 2 supporting cantilevers. Full door pedestals do not include a shelf.

Cushions

Mobile pedestals may be specified without a finished top for use with field installed cushion top (specified separately). Cushion top may not be applied to mobile pedestals with finished steel top. Cushions are available in a range of KnollTextiles, Spinneybeck leather or upholstered in customer's own material. When specified, cushion top adds 1" to overall pedestal height

Planning

Quoin mobile pedestals are designed to plan with all other Knoll Office products including height adjustable tables.



Casters provide adequate clearance to roll over top Tone or k stand height adjustable table foot for enhanced planning efficiency. Refer to table clearance requirements when planning Quoin pedestals beneath height adjustable tables.

Pedestal Accessories

Optional accessory kits include:

Additional File Bar kits for 12w or 15w pedestals
Plastic pencil trays for 15" wide pedestal Box drawers
Pedestal accessories are specified separately, see Pedestal Accessories.

Pedestal Specifications

Desk Supporting Pedestals

Quoin

Quoin Desk Supporting Pedestals

Quoin desk supporting pedestals are available in a variety of widths, depths and configurations

12" and 15" wide pedestals are available in 3 depths and the following configurations: Box/Box/File, with leveling glides
File/File, with leveling glides
Data/File, for use with feet

30" and 36" wide pedestals are available in 1 depth and the following configuration:
File/File, with leveling glides

Desk supporting pedestals do not include a finished top, worksurface top must be specified separately.

Available Sizes

Nominal Sizes (*actual dimension*)

Height without finished top: 27" (26.98")

Width: 12" (11.97"), 15" (14.99"), 30" (29.9"), 36" (35.9")

Depths: 18" (18.84"), 24" (23.26"), 30" (29.26")

Drawers and Filing

Box drawers are nominally 6" high. Data drawers are nominally 9" high and include a Box drawer body.
File drawers are nominally 12" high and accommodate Letter and Legal filing.

Each 12" and 15" wide file drawer includes 1 file bar set to accommodate side-to-side Letter or Legal filing. Side-to-side filing hangs from back edge of drawer body providing clearance for storage of other small items or supplies within front section of drawer. Additional file bar kits are available to shift side-to-side filing to front portion of the drawer. 15" wide pedestals also accommodate front-to-back Letter filing. 12" wide pedestals do not accommodate front-to-back filing.

Each 30" and 36" wide file drawer includes side-to-side and front-to-back filing bars allowing for Letter or Legal filing in either orientation.

30" deep pedestals utilize common internal drawer components with 24" deep pedestals.

Construction

Quoin pedestals feature an innovative 1-piece wrapper design consistent with Quoin Lockers, providing optimal material efficiency without sacrificing strength and durability.

All Quoin desk supporting pedestals include a finished back, standard.

- Wrapper: 20-gauge steel
- Front vertical channels: 16-gauge steel
- Rear vertical channels: 20-gauge steel
- Base: 16-gauge steel
- Top Support Crossrails: 16-gauge steel
- Drawer Fronts: 20-gauge steel
- Drawer Bodies: 20 and 22-gauge steel
- Full Extension, ball bearing drawer slides

Locks

Quoin pedestals may be ordered non-locking or locking with cylinder lock and key. Lock drilling is omitted when specified as non-locking. Pedestals feature slim profile lock bezel to match specified lock core finish, available in black or chrome.

Locks are randomly keyed unless otherwise specified. Other keying options include keyed alike or keyed with lock cored K001-K250. To specify units as such, reference KnollKey Lock Program

Pulls

Quoin desk supporting pedestals are available with two pull styles:

- 5" finger pull
- Rubber grommet pull

All pulls are factory installed. T-pulls are positioned vertically 3/8" from top of drawer fronts. Grommet pulls are 1.5" in diameter and positioned 1" below top of drawer front.

Raised Foot

VPF pedestals for use with feet are designed with a nominally 3" shorter case height to maintain alignment with Dividends Horizon surfaces with field installed foot kits.

Foot kits must be specified separately. See Quoin Foot Specifications information for additional details.

Planning and Stability

Desk supporting pedestals are designed to support one end of a fixed height Dividends Horizon worksurface. Pedestals must be ganged to panel or other storage units for stability, not designed for freestanding use.

Pedestals are compatible with DB1PWS brackets. All brackets must be specified separately.

18" deep pedestals are designed for use with 19" deep Dividends Horizon worksurfaces or deeper. Quoin desk supporting pedestals are not compatible with 18" deep Dividends Horizon worksurfaces.

24" deep pedestals may be used with Dividends Horizon worksurfaces 24" deep or deeper (23.5" actual depth).

30" deep pedestals may be used with Dividends Horizon worksurfaces 30" deep or deeper (29.5" actual depth).

Pedestal Accessories

Optional accessory kits include:

- Additional File Bar kits for 12w or 15w pedestals
- Plastic pencil trays for 15" wide pedestal Box drawers

Pedestal accessories are specified separately, see Pedestal Accessories.

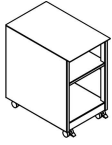
Antenna Power Beam Tray (YNATRAY) may be used within 12", 30", or 36" wide pedestal box drawers. Must be specified separately.

Mobile Pedestals

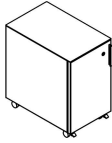
12" Wide, with Steel Top

Quoin

description	configuration	height	width	depth	pattern number	P1	P2	P3
Open with shelf, 12" wide, steel top	Open	19 15/16"	12"	18 13/16"	VPM201218OSS	\$885.	\$929.	\$971.
	Open	19 15/16"	12"	23 1/4"	VPM201224OSS	\$914.	\$961.	\$1,005.



Full Door, 12" wide, steel top



Full Door, Left	19 15/16"	12"	18 13/16"	VPM201218FDLSSL	\$1,072.	\$1,125.	\$1,178.
Full Door, Left	19 15/16"	12"	23 1/4"	VPM201224FDLSSL	\$1,101.	\$1,158.	\$1,213.
Full Door, Right	19 15/16"	12"	18 13/16"	VPM201218FDRSSL	\$1,072.	\$1,125.	\$1,178.
Full Door, Right	19 15/16"	12"	23 1/4"	VPM201224FDRSSL	\$1,101.	\$1,158.	\$1,213.

Box/File, 12" wide, steel top



Box/File	19 15/16"	12"	18 13/16"	VPM201218BFSSL	\$1,221.	\$1,283.	\$1,344.
Box/File	19 15/16"	12"	23 1/4"	VPM201224BFSSL	\$1,252.	\$1,314.	\$1,378.

Order Information

1. Base Pattern Number
2. Lock option
L = Cylinder Lock
N = Non-locking
3. Case Finish
See Finish Options page
4. Front Finish
See Finish Options page
5. Caster Type
H = Hard Casters
6. Pull type
T = 5" Finger pull
G = Rubber Grommet pull
7. Pull finish
See Finish Options page
8. Lock finish
B = Black
C = Chrome

Order Code

Example: VPM201218BFSSL
VPM Quoin, Pedestal Mobile
20 20" High
12 12" Wide
18 18" Deep
BF Box / File
S Steel Top
S Steel Front
(L) Cylinder Lock
(118) Case Finish, Bright White
(~) Front Finish, same as Case
H Hard Casters
(T) Pull Style, 5" Finger Pull
(118) Pull Finish, Bright White
(C) Lock Finish, Chrome

Specific Information

Mobile pedestals with steel top are not intended for use as a seat. If seated use is required, specify pedestal without top and field installed cushion top. Steel top is factory-installed.

Door or drawer front finish may be specified as "same as case" or in a contrasting P1, P2 or P3 paint finish. When contrasting front finish is specified, list price is determined by Case Finish price category.

Patterns listed above include standard cylinder lock. To specify as non-locking, substitute final character with (N), deduct \$15 list. Example: VPM201218BFSSN.

Open pedestals include (1) removable steel shelf.

Pedestals with full door do not include shelf.

Pedestals with full door are available with standard or Soft Close hinge option.

Application Notes

Mobile pedestals include 4 casters (2 locking). Pedestals with drawers include additional non-locking caster mounted beneath file drawer for added stability. Casters are field installed.

Finished Height of 20" high mobile pedestals with finished steel top are designed to fit beneath the following height adjustable tables at their lowest position:
k. stand Standard Electric Range
k. stand Extended Electric Range
Telescope Standard Electric Range
k. bench Standard Electric Range
k. bench Extended Electric Range

Finished Height of 26" high mobile pedestals are designed to fit beneath standard fixed height worksurfaces.

Casters provide adequate clearance to roll over top Tone, k. stand or k. base foot.

Each file drawer within 12" wide pedestals includes (1) file bar allowing side-to-side Letter or Legal filing to be hung from back edge of the drawer body.

Mobile Pedestals

12" Wide, with Steel Top

Quoin

description	configuration	height	width	depth	pattern number	P1	P2	P3
File/File, 12" wide, steel top	File/File	25 7/8"	12"	18 13/16"	VPM261218FFSSL	\$1,473.	\$1,547.	\$1,620.
	File/File	25 7/8"	12"	23 1/4"	VPM261224FFSSL	\$1,649.	\$1,730.	\$1,813.



Box/Box/File, 12" wide, steel top	Box/Box/File	25 7/8"	12"	18 13/16"	VPM261218BBFSSL	\$1,473.	\$1,547.	\$1,620.
	Box/Box/File	25 7/8"	12"	23 1/4"	VPM261224BBFSSL	\$1,649.	\$1,730.	\$1,813.



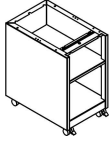
Order Information	Order Code	Specific Information	Application Notes
1. Base Pattern Number	Example: VPM201218BFSSL	Mobile pedestals with steel top are not intended for use as a seat. If seated use is required, specify pedestal without top and field installed cushion top. Steel top is factory-installed.	Mobile pedestals include 4 casters (2 locking). Pedestals with drawers include additional non-locking caster mounted beneath file drawer for added stability. Casters are field installed.
2. Lock option L = Cylinder Lock N = Non-locking	VPM 20 12	Quoin, Pedestal Mobile 20" High 12" Wide	
3. Case Finish See Finish Options page	18 BF	18" Deep Box / File	
4. Front Finish See Finish Options page	S S	Steel Top Steel Front	Finished Height of 20" high mobile pedestals with finished steel top are designed to fit beneath the following height adjustable tables at their lowest position:
5. Caster Type H = Hard Casters	(L) (118)	Cylinder Lock Case Finish, Bright White	Tone Standard Electric Range k. stand Standard Electric Range
6. Pull type T = 5" Finger pull G = Rubber Grommet pull	(~) H	Front Finish, same as Case Hard Casters	k. stand Extended Electric Range Telescope Standard Electric Range
7. Pull finish See Finish Options page	(T) (118)	Pull Style, 5" Finger Pull Pull Finish, Bright White	k. bench Standard Electric Range k. bench Extended Electric Range
8. Lock finish B = Black C = Chrome	(C)	Lock Finish, Chrome	Finished Height of 26" high mobile pedestals are designed to fit beneath standard fixed height worksurfaces.
		Open pedestals include (1) removable steel shelf.	Casters provide adequate clearance to roll over top Tone, k. stand or k. base foot.
		Pedestals with full door do not include shelf.	
		Pedestals with full door are available with standard or Soft Close hinge option.	Each file drawer within 12" wide pedestals includes (1) file bar allowing side-to-side Letter or Legal filing to be hung from back edge of the drawer body.

Mobile Pedestals

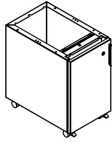
12" Wide, without Finished Top

Quoin

description	configuration	height	width	depth	pattern number	P1	P2	P3
Open with shelf, 12" wide, no top	Open	19 15/16"	12"	18 13/16"	VPM201218OSN	\$1,043.	\$1,097.	\$1,148.
	Open	19 15/16"	12"	23 1/4"	VPM201224OSN	\$1,073.	\$1,129.	\$1,181.



Full Door, 12" wide, no top



Full Door, Left	19 15/16"	12"	18 13/16"	VPM201218FDLNSL	\$1,332.	\$1,400.	\$1,466.
Full Door, Left	19 15/16"	12"	23 1/4"	VPM201224FDLNSL	\$1,361.	\$1,430.	\$1,498.
Full Door, Right	19 15/16"	12"	18 13/16"	VPM201218FDRNSL	\$1,332.	\$1,400.	\$1,466.
Full Door, Right	19 15/16"	12"	23 1/4"	VPM201224FDRNSL	\$1,361.	\$1,430.	\$1,498.

Box/File, 12" wide, no top



Box/File	19 15/16"	12"	18 13/16"	VPM201218BFNSL	\$1,244.	\$1,307.	\$1,368.
Box/File	19 15/16"	12"	23 1/4"	VPM201224BFNSL	\$1,274.	\$1,339.	\$1,401.

Order Information

1. Base Pattern Number
2. Lock option
L = Cylinder Lock
N = Non-locking
3. Case Finish
See Finish Options page
4. Front Finish
See Finish Options page
5. Caster Type
H = Hard Casters
6. Pull type
T = 5" Finger pull
G = Rubber Grommet pull
7. Pull finish
See Finish Options page
8. Lock finish
B = Black
C = Chrome

Order Code

Example: VPM201218BFNSL
 VPM Quoin, Pedestal Mobile
 20 20" High
 12 12" Wide
 18 18" Deep
 BF Box / File
 N No Finish Top
 S Steel Front
 (L) Cylinder Lock
 (118) Case Finish, Bright White
 (~) Front Finish, same as Case
 H Hard Casters
 (T) Pull Style, 5" Finger Pull
 (118) Pull Finish, Bright White
 (C) Lock Finish, Chrome

Specific Information

Quoin mobile pedestals without top require field installed cushion top (specified separately). Once cushion is installed mobile pedestal may be used as seated surface.

Door or drawer front finish may be specified as "same as case" or in a contrasting P1, P2 or P3 paint finish. When contrasting front finish is specified, list price is determined by Case Finish price category.

Patterns listed above include standard cylinder lock. To specify as non-locking, substitute final character with (N), deduct \$15 list. Example: VPM201218BFNSN.

Open pedestals include (1) removable steel shelf.

Pedestals with full door do not include shelf.

Pedestals with full door are available with standard or Soft Close hinge option.

Application Notes

Mobile pedestals include 4 casters (2 locking). Pedestals with drawers include additional non-locking caster mounted beneath file drawer for added stability. Casters are field installed.

Finished Height of 20" high mobile pedestals with cushion top installed are designed to fit beneath the following height adjustable tables at their lowest position:
 Tone Standard Electric Range
 k. stand Standard Electric Range
 k. stand Extended Electric Range
 Telescope Standard Electric Range
 k. bench Standard Electric Range

Finished Height of 26" high mobile pedestals are designed to fit beneath standard fixed height work surfaces.

Castors provide adequate clearance to roll over top Tone, k. stand or k. base foot.

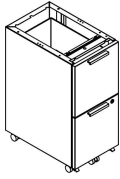
Each file drawer within 12" wide pedestals include (1) file bar allowing side-to-side Letter or Legal filing to be hung from back edge or drawer body.

Mobile Pedestals

12" Wide, without Finished Top

Quoin

description	configuration	height	width	depth	pattern number	P1	P2	P3
File/File, 12" wide, no top	File/File	25 7/8"	12"	18 13/16"	VPM261218FFNSL	\$1,447.	\$1,519.	\$1,592.
	File/File	25 7/8"	12"	23 1/4"	VPM261224FFNSL	\$1,619.	\$1,699.	\$1,781.



Box/Box/File, 12" wide, no top	Box/Box/File	25 7/8"	12"	18 13/16"	VPM261218BBFNSL	\$1,447.	\$1,519.	\$1,592.
	Box/Box/File	25 7/8"	12"	23 1/4"	VPM261224BBFNSL	\$1,619.	\$1,699.	\$1,781.



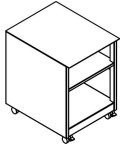
Order Information	Order Code	Specific Information	Application Notes
1. Base Pattern Number	Example: VPM201218BFNSL	Quoin mobile pedestals without top require field installed cushion top (specified separately).	Mobile pedestals include 4 casters (2 locking). Pedestals with drawers include additional non-locking caster mounted beneath file drawer for added stability. Casters are field installed.
2. Lock option	VPM	Once cushion is installed mobile pedestal may be used as seated surface.	
L = Cylinder Lock	20		
N = Non-locking	12		
3. Case Finish	18		
See Finish Options page	BF	Door or drawer front finish may be specified as "same as case" or in a contrasting P1, P2 or P3 paint finish. When contrasting front finish is specified, list price is determined by Case Finish price category.	Finished Height of 20" high mobile pedestals with cushion top installed are designed to fit beneath the following height adjustable tables at their lowest position:
4. Front Finish	N		Tone Standard Electric Range
See Finish Options page	S		k. stand Standard Electric Range
5. Caster Type	(L)	Patterns listed above include standard cylinder lock. To specify as non-locking, substitute final character with (N), deduct \$15 list.	k. stand Extended Electric Range
H = Hard Casters	(118)	Example: VPM201218BFNSN.	Telescope Standard Electric Range
6. Pull type	(~)		k. bench Standard Electric Range
T = 5" Finger pull	H		
G = Rubber Grommet pull	(T)	Open pedestals include (1) removable steel shelf.	Finished Height of 26" high mobile pedestals are designed to fit beneath standard fixed height work surfaces.
7. Pull finish	(118)	Pedestals with full door do not include shelf.	
See Finish Options page	(C)	Pedestals with full door are available with standard or Soft Close hinge option.	Casters provide adequate clearance to roll over top Tone, k. stand or k. base foot.
8. Lock finish			Each file drawer within 12" wide pedestals include (1) file bar allowing side-to-side Letter or Legal filing to be hung from back edge or drawer body.
B = Black			
C = Chrome			

Mobile Pedestals

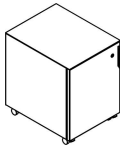
15" Wide, with Steel Top

Quoin

description	configuration	height	width	depth	pattern number	P1	P2	P3
Open with shelf, 15" wide, steel top	Open	19 15/16"	15"	18 13/16"	VPM201518OSS	\$959.	\$1,004.	\$1,047.
	Open	19 15/16"	15"	23 1/4"	VPM201524OSS	\$989.	\$1,034.	\$1,080.



Full Door, 15" wide, steel top	Full Door, Left	19 15/16"	15"	18 13/16"	VPM201518FDLSSL	\$1,148.	\$1,201.	\$1,255.
	Full Door, Left	19 15/16"	15"	23 1/4"	VPM201524FDLSSL	\$1,176.	\$1,233.	\$1,286.
	Full Door, Right	19 15/16"	15"	18 13/16"	VPM201518FDRSSL	\$1,148.	\$1,201.	\$1,255.
	Full Door, Right	19 15/16"	15"	23 1/4"	VPM201524FDRSSL	\$1,176.	\$1,233.	\$1,286.



Box/File, 15" wide, steel top	Box/File	19 15/16"	15"	18 13/16"	VPM201518BFSSL	\$1,297.	\$1,359.	\$1,419.
	Box/File	19 15/16"	15"	23 1/4"	VPM201524BFSSL	\$1,326.	\$1,390.	\$1,453.



Order Information	Order Code	Specific Information	Application Notes
1. Base Pattern Number	Example: VPM201218BFSSL	Mobile pedestals with steel top are not intended for use as a seat. If seated use is required, specify pedestal without top and field installed cushion top. Steel top is factory-installed.	Mobile pedestals include 4 casters (2 locking). Pedestals with drawers include additional non-locking caster mounted beneath file drawer for added stability. Casters are field installed.
2. Lock option L = Cylinder Lock N = Non-locking	VPM 20 15 18		
3. Case Finish See Finish Options page	BF Box / File	Door or drawer front finish may be specified as "same as case" or in a contrasting P1, P2 or P3 paint finish. When contrasting front finish is specified, list price is determined by Case Finish price category.	Finished Height of 20" high mobile pedestals with finished steel top are designed to fit beneath the following height adjustable tables at their lowest position: Tone Standard Electric Range k. stand Standard Electric Range k. stand Extended Electric Range Telescope Standard Electric Range k. bench Standard Electric Range k. bench Extended Electric Range
4. Front Finish See Finish Options page	S Steel Top		
5. Caster Type H = Hard Casters	(L) Cylinder Lock		
6. Pull type T = 5" Finger pull G = Rubber Grommet pull	(118) Case Finish, Bright White (~) Front Finish, same as Case H Hard Casters	Patterns listed above include standard cylinder lock. To specify as non-locking, substitute final character with (N), deduct \$15 list. Example: VPM201218BFSSN.	
7. Pull finish See Finish Options page	(T) Pull Style, 5" Finger Pull (118) Pull Finish, Bright White (C) Lock Finish, Chrome		
8. Lock finish B = Black C = Chrome		Open pedestals include (1) removable steel shelf. Pedestals with full door do not include shelf. Pedestals with full door are available with standard or Soft Close hinge option. Plastic pencil tray is available for use within Box drawers of 15" wide pedestals, specified separately.	Finished Height of 26" high mobile pedestals are designed to fit beneath standard fixed height worksurfaces. Casters provide adequate clearance to roll overtop Tone, k. stand or k. base foot. File drawers of 15" wide pedestals provide front-to-back Letter filing and include one File bar for side-to-side filing. Additional side-to-side file bar may be added, specify separately.

Mobile Pedestals

15" Wide, with Steel Top

Quoin

description	configuration	height	width	depth	pattern number	P1	P2	P3
File/File, 15" wide, steel top	File/File	25 7/8"	15"	18 13/16"	VPM261518FFSSL	\$1,549.	\$1,626.	\$1,703.
	File/File	25 7/8"	15"	23 1/4"	VPM261524FFSSL	\$1,722.	\$1,810.	\$1,896.



Box/Box/File, 15" wide, steel top	Box/Box/File	25 7/8"	15"	18 13/16"	VPM261518BBFSSL	\$1,549.	\$1,626.	\$1,703.
	Box/Box/File	25 7/8"	15"	23 1/4"	VPM261524BBFSSL	\$1,722.	\$1,810.	\$1,896.



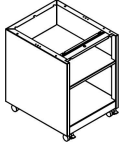
Order Information	Order Code	Specific Information	Application Notes
1. Base Pattern Number	Example: VPM201218BFSSL	Mobile pedestals with steel top are not intended for use as a seat. If seated use is required, specify pedestal without top and field installed cushion top. Steel top is factory-installed.	Mobile pedestals include 4 casters (2 locking). Pedestals with drawers include additional non-locking caster mounted beneath file drawer for added stability. Casters are field installed.
2. Lock option L = Cylinder Lock N = Non-locking	VPM 20 15		
3. Case Finish See Finish Options page	18 BF		
4. Front Finish See Finish Options page	S S	Door or drawer front finish may be specified as "same as case" or in a contrasting P1, P2 or P3 paint finish. When contrasting front finish is specified, list price is determined by Case Finish price category.	Finished Height of 20" high mobile pedestals with finished steel top are designed to fit beneath the following height adjustable tables at their lowest position: Tone Standard Electric Range k. stand Standard Electric Range k. stand Extended Electric Range Telescope Standard Electric Range k. bench Standard Electric Range k. bench Extended Electric Range
5. Caster Type H = Hard Casters	(L) (118)		
6. Pull type T = 5" Finger pull G = Rubber Grommet pull	(~) H	Patterns listed above include standard cylinder lock. To specify as non-locking, substitute final character with (N), deduct \$15 list. Example: VPM201218BFSSN.	
7. Pull finish See Finish Options page	(T) (118)		
8. Lock finish B = Black C = Chrome	(C) Lock Finish, Chrome	Open pedestals include (1) removable steel shelf. Pedestals with full door do not include shelf. Pedestals with full door are available with standard or Soft Close hinge option. Plastic pencil tray is available for use within Box drawers of 15" wide pedestals, specified separately.	Finished Height of 26" high mobile pedestals are designed to fit beneath standard fixed height worksurfaces. Casters provide adequate clearance to roll overtop Tone, k. stand or k. base foot. File drawers of 15" wide pedestals provide front-to-back Letter filing and include one File bar for side-to-side filing. Additional side-to-side file bar may be added, specify separately.

Mobile Pedestals

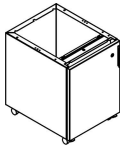
15" Wide, without Finished Top

Quoin

description	configuration	height	width	depth	pattern number	P1	P2	P3
Open with shelf, 15" wide, no top	Open	19 15/16"	15"	18 13/16"	VPM201518OSN	\$1,118.	\$1,173.	\$1,230.
	Open	19 15/16"	15"	23 1/4"	VPM201524OSN	\$1,147.	\$1,204.	\$1,262.



Full Door, 15" wide, no top	Full Door, Left	19 15/16"	15"	18 13/16"	VPM201518FDLNSL	\$1,405.	\$1,476.	\$1,546.
	Full Door, Left	19 15/16"	15"	23 1/4"	VPM201524FDLNSL	\$1,434.	\$1,506.	\$1,579.
	Full Door, Right	19 15/16"	15"	18 13/16"	VPM201518FDRNSL	\$1,405.	\$1,476.	\$1,546.
	Full Door, Right	19 15/16"	15"	23 1/4"	VPM201524FDRNSL	\$1,434.	\$1,506.	\$1,579.



Box/File, 15" wide, no top	Box/File	19 15/16"	15"	18 13/16"	VPM201518BFNSL	\$1,317.	\$1,384.	\$1,449.
	Box/File	19 15/16"	15"	23 1/4"	VPM201524BFNSL	\$1,346.	\$1,414.	\$1,482.



Order Information	Order Code	Specific Information	Application Notes
1. Base Pattern Number	Example: VPM201518BFNSL	Quoin mobile pedestals without top require field installed cushion top (specified separately). Once cushion is installed mobile pedestal may be used as seated surface.	Mobile pedestals include 4 casters (2 locking). Pedestals with drawers include additional non-locking caster mounted beneath file drawer for added stability. Casters are field installed.
2. Lock option L = Cylinder Lock N = Non-locking	VPM 20 15 18	20" High 15" Wide 18" Deep	
3. Case Finish See Finish Options page	BF	Box / File	
4. Front Finish See Finish Options page	N	No Finish Top	Finished Height of 20" high mobile pedestals with finished steel top are designed to fit beneath the following height adjustable tables at their lowest position: Tone Standard Electric Range k. stand Standard Electric Range k. stand Extended Electric Range Telescope Standard Electric Range k. bench Standard Electric Range k. bench Extended Electric Range
5. Caster Type H = Hard Casters	S	Steel Front	
6. Pull type T = 5" Finger pull G = Rubber Grommet pull	(L) (118) (~) H	Cylinder Lock Case Finish, Bright White Front Finish, same as Case Hard Casters	
7. Pull finish See Finish Options page	(T) (118) (C)	Pull Style, 5" Finger Pull Pull Finish, Bright White Lock Finish, Chrome	
8. Lock finish B = Black C = Chrome			
		Open pedestals include (1) removable steel shelf.	Finished Height of 26" high mobile pedestals are designed to fit beneath standard fixed height worksurfaces.
		Pedestals with full door do not include shelf.	
		Pedestals with full door are available with standard or Soft Close hinge option.	Casters provide adequate clearance to roll overtop Tone, k. stand or k. base foot.
		Plastic pencil tray is available for use within Box drawers of 15" wide pedestals, specified separately.	File drawers of 15" wide pedestals provide front-to-back Letter filing and include one File bar for side-to-side filing. Additional side-to-side file bar may be added, specify separately.

Mobile Pedestals

15" Wide, without Finished Top

Quoin

description	configuration	height	width	depth	pattern number	P1	P2	P3
File/File, 15" wide, no top	File/File	25 7/8"	15"	18 13/16"	VPM261518FFNSL	\$1,520.	\$1,596.	\$1,673.
	File/File	25 7/8"	15"	23 1/4"	VPM261524FFNSL	\$1,692.	\$1,778.	\$1,863.



Box/Box/File, 15" wide, no top	Box/Box/File	25 7/8"	15"	18 13/16"	VPM261518BBFNSL	\$1,520.	\$1,596.	\$1,673.
	Box/Box/File	25 7/8"	15"	23 1/4"	VPM261524BBFNSL	\$1,692.	\$1,778.	\$1,863.



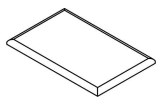
Order Information	Order Code	Specific Information	Application Notes
1. Base Pattern Number	Example: VPM201518BFNSL	Quoin mobile pedestals without top require field installed cushion top (specified separately). Once cushion is installed mobile pedestal may be used as seated surface.	Mobile pedestals include 4 casters (2 locking). Pedestals with drawers include additional non-locking caster mounted beneath file drawer for added stability. Casters are field installed.
2. Lock option L = Cylinder Lock N = Non-locking	VPM 20 15 18		
3. Case Finish See Finish Options page	BF Box / File	Door or drawer front finish may be specified as "same as case" or in a contrasting P1, P2 or P3 paint finish. When contrasting front finish is specified, list price is determined by Case Finish price category.	Finished Height of 20" high mobile pedestals with finished steel top are designed to fit beneath the following height adjustable tables at their lowest position: Tone Standard Electric Range k. stand Standard Electric Range k. stand Extended Electric Range Telescope Standard Electric Range k. bench Standard Electric Range k. bench Extended Electric Range
4. Front Finish See Finish Options page	N No Finish Top		
5. Caster Type H = Hard Casters	S Steel Front		
6. Pull type T = 5" Finger pull G = Rubber Grommet pull	(L) Cylinder Lock (118) Case Finish, Bright White (~) Front Finish, same as Case H Hard Casters (T) Pull Style, 5" Finger Pull (118) Pull Finish, Bright White (C) Lock Finish, Chrome	Patterns listed above include standard cylinder lock. To specify as non-locking, substitute final character with (N), deduct \$15 list. Example: VPM201218BFNSN.	
7. Pull finish See Finish Options page			
8. Lock finish B = Black C = Chrome		Open pedestals include (1) removable steel shelf. Pedestals with full door do not include shelf. Pedestals with full door are available with standard or Soft Close hinge option. Plastic pencil tray is available for use within Box drawers of 15" wide pedestals, specified separately.	Finished Height of 26" high mobile pedestals are designed to fit beneath standard fixed height worksurfaces. Casters provide adequate clearance to roll overtop Tone, k. stand or k. base foot. File drawers of 15" wide pedestals provide front-to-back Letter filing and include one File bar for side-to-side filing. Additional side-to-side file bar may be added, specify separately.

Mobile Pedestals Accessories

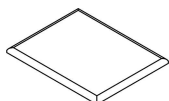
Cushion Top, Fabric

Quoin

description	type	w	d	h	pattern no.	A	B (COM)	C	D	E	F	G	H	I
Pedestal Cushion, 12" wide	For Mobile Pedestal	12"	18 13/16"	1"	VPMC1218	\$335.	\$377.	\$440.	\$422.	\$506.	\$549.	\$609.	\$671.	\$694.
	For Mobile Pedestal	12"	23 1/4"	1"	VPMC1224	\$408.	\$456.	\$537.	\$516.	\$618.	\$669.	\$739.	\$817.	\$847.



Pedestal Cushion, 15" wide	For Mobile Pedestal	15"	18 13/16"	1"	VPMC1518	\$335.	\$377.	\$440.	\$422.	\$506.	\$549.	\$609.	\$671.	\$694.
	For Mobile Pedestal	15"	23 1/4"	1"	VPMC1524	\$408.	\$456.	\$537.	\$516.	\$618.	\$669.	\$739.	\$817.	\$847.



Ordering Information

Seat Cushions
1. Base Pattern Number
2. Textile Type
3. Textile Finish

Order Code

Example: VPMC1218
VPM Quoin, Pedestal Mobile
C Cushion Top
12 12" wide
18 18" deep
(~) Standard
(K448) Common Ground

Specification Information

For use with Quoin mobile pedestals without finished top only. Cushions may not be applied to Quoin mobile pedestals specified with finished steel top.

Application Notes

Pedestal cushions are upholstered (from the front to the back of the pedestal) with fabric direction matching the textile sample.

Pedestal cushion includes hardware to attach to Quoin mobile pedestal without finished top. Cushions are field installed.

For CAL133 backing on the cushion, add \$80 to the list price.

Use Grade B pricing for COM.

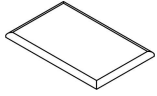
For Customer's Own Material, specify 0.75 yards of fabric per 18" deep cushion and 0.9 yards of fabric per 24" deep cushion.

Mobile Pedestals Accessories

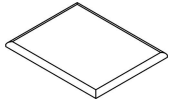
Cushion Top, Leather

Quoin

description	type	w	d	h	pattern no.	U COL)	V	W	X	Y
Pedestal Cushion, 12" wide	For Mobile Pedestal	12"	18 13/16"	1"	VPMC1218	\$646.	\$775.	\$956.	\$984.	\$1,033.
	For Mobile Pedestal	12"	23 1/4"	1"	VPMC1224	\$821.	\$979.	\$1,211.	\$1,269.	\$1,340.



Pedestal Cushion, 15" wide	For Mobile Pedestal	15"	18 13/16"	1"	VPMC1518	\$646.	\$775.	\$956.	\$984.	\$1,033.
	For Mobile Pedestal	15"	23 1/4"	1"	VPMC1524	\$821.	\$979.	\$1,211.	\$1,269.	\$1,340.



Ordering Information

Seat Cushions
1. Base Pattern Number
2. Textile Type
3. Textile Finish

Order Code

Example: VPMC1218
VPM Quoin, Pedestal Mobile
C Cushion Top
12 12" wide
18 18" deep
(~) Standard
(VO) Volo

Specification Information

For use with Quoin mobile pedestals without finished top only. Cushions may not be applied to Quoin mobile pedestals specified with finished steel top.

Application Notes

Pedestal cushion includes hardware to attach to Quoin mobile pedestal without finished top. Cushions are field installed.

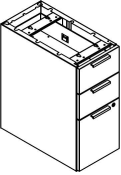
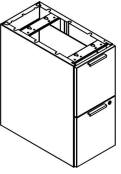
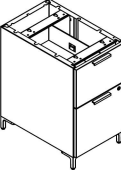
For perforated leather, add \$105 to the list price.

Use Grade U pricing for customer's own leather. Specify 11.5 square feet of material per 18" deep cushions and 14.5 square feet of material per 24" deep cushion.

Desk Supporting Pedestals

12" Wide

Quoin

description	configuration	height	width	depth	pattern number	P1	P2	P3
	Box/Box/File, with leveling glides	27 1/16"	12"	18 13/16"	VPG281218BBFCNSL	\$1,156.	\$1,214.	\$1,273.
	Box/Box/File, with leveling glides	27 1/16"	12"	23 1/4"	VPG281224BBFCNSL	\$1,199.	\$1,261.	\$1,322.
	Box/Box/File, with leveling glides	27 1/16"	12"	29 1/4"	VPG281230BBFCNSL	\$1,338.	\$1,404.	\$1,471.
	File/File, with leveling glides	27 1/16"	12"	18 13/16"	VPG281218FFCNSL	\$1,073.	\$1,126.	\$1,182.
	File/File, with leveling glides	27 1/16"	12"	23 1/4"	VPG281224FFCNSL	\$1,111.	\$1,168.	\$1,223.
	File/File, with leveling glides	27 1/16"	12"	29 1/4"	VPG281230FFCNSL	\$1,240.	\$1,302.	\$1,366.
	Data/File, for use with feet	27 1/16"	12"	18 13/16"	VPF281218DFCNSL	\$1,073.	\$1,126.	\$1,182.
	Data/File, for use with feet	27 1/16"	12"	23 1/4"	VPF281224DFCNSL	\$1,111.	\$1,168.	\$1,223.
	Data/File, for use with feet	27 1/16"	12"	29 1/4"	VPF281230DFCNSL	\$1,240.	\$1,302.	\$1,366.

Order Information

- Base Pattern Number
- Lock Option:
L = Cylinder Lock
N = Non-locking
- Case Finish
See Finish Options page
- Front Finish
See Finish Options page
Accent Paints
- Pull type
T = 5" Finger pull
G = Rubber Grommet pull
- Pull finish
See Finish Options page
- Lock finish
B = Black
C = Chrome

Order Code

Example: VPG281224BBFCNSL
 VPG Quoin, Pedestal with Glides
 28 Desk Height
 12 12" Wide
 24 24" Deep
 BBF Box / Box / File
 C Desk Supporting
 N No Top
 S Steel Front
 (L) Cylinder Lock
 (118) Case Finish, Bright White
 (~) Front Finish, same as Case
 (T) Pull Type, T-Pull
 (118) Pull Finish
 (B) Lock Finish, Black

Specification Information

Drawer front finish may be specified as "same as case" or in a contrasting P1, P2 or P3 paint finish. When contrasting front finish is specified, list price is determined by Case Finish price category.

Patterns listed above include standard cylinder lock. To specify as non-locking, substitute final character with (N), deduct \$15 list. Example: VPG281524BBFCNSN.

File drawers accommodate the following applications standard:
 12" wide: side-to-side Letter or Legal filing.
 15" wide: side-to-side Letter or Legal filing or front-to-back Letter filing.
 30" and 36" wide: side-to-side or front-to-back Letter or Legal filing.

Application Notes

18" deep pedestals are designed for use with 19" deep Dividends Horizon worksurfaces or deeper. Quoin desk supporting pedestals are not compatible with 18" deep Dividends Horizon worksurfaces.

Quoin desk supporting pedestals are designed to support one end of a fixed height Dividends Horizon worksurface.

Pedestals are compatible with DB1WS brackets. Brackets must be specified separately.

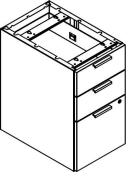
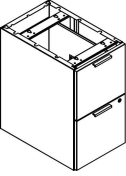
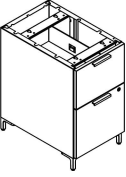
Pedestals are not designed for freestanding use and must be ganged to panel or other units for stability.

VPF pedestals for use with feet require foot kits to be specified separately (VAF.. patterns)

Desk Supporting Pedestals

15" Wide

Quoin

description	configuration	height	width	depth	pattern number	P1	P2	P3
	Box/Box/File, with leveling glides	27 1/16"	15"	18 13/16"	VPG281518BBFCNSL	\$1,214.	\$1,274.	\$1,338.
	Box/Box/File, with leveling glides	27 1/16"	15"	23 1/4"	VPG281524BBFCNSL	\$1,258.	\$1,322.	\$1,385.
	Box/Box/File, with leveling glides	27 1/16"	15"	29 1/4"	VPG281530BBFCNSL	\$1,394.	\$1,466.	\$1,533.
	File/File, with leveling glides	27 1/16"	15"	18 13/16"	VPG281518FFCNSL	\$1,131.	\$1,187.	\$1,244.
	File/File, with leveling glides	27 1/16"	15"	23 1/4"	VPG281524FFCNSL	\$1,169.	\$1,226.	\$1,286.
	File/File, with leveling glides	27 1/16"	15"	29 1/4"	VPG281530FFCNSL	\$1,298.	\$1,364.	\$1,429.
	Data/File, for use with feet	27 1/16"	15"	18 13/16"	VPF281518DFCNSL	\$1,131.	\$1,187.	\$1,244.
	Data/File, for use with feet	27 1/16"	15"	23 1/4"	VPF281524DFCNSL	\$1,169.	\$1,226.	\$1,286.
	Data/File, for use with feet	27 1/16"	15"	29 1/4"	VPF281530DFCNSL	\$1,298.	\$1,364.	\$1,429.

Order Information

1. Base Pattern Number
2. Lock Option:
L = Cylinder Lock
N = Non-locking
3. Case Finish
See Finish Options page
4. Front Finish
See Finish Options page
Accent Paints
5. Pull type
T = 5" Finger pull
G = Rubber Grommet pull
6. Pull finish
See Finish Options page
7. Lock finish
B = Black
C = Chrome

Order Code

Example: VPG281524BBFCNSL
 VPG Quoin, Pedestal with Glides
 28 Desk Height
 15 15" Wide
 24 24" Deep
 BBF Box / Box / File
 C Desk Supporting
 N No Top
 S Steel Front
 (L) Cylinder Lock
 (118) Case Finish, Bright White
 (~) Front Finish, same as Case
 (T) Pull Type, T-Pull
 (118) Pull Finish
 (B) Lock Finish, Black

Specification Information

Drawer front finish may be specified as "same as case" or in a contrasting P1, P2 or P3 paint finish. When contrasting front finish is specified, list price is determined by Case Finish price category.

Patterns listed above include standard cylinder lock. To specify as non-locking, substitute final character with (N), deduct \$15 list. Example: VPG281524BBFCNSN.

File drawers accommodate the following applications standard:
 12" wide: side-to-side Letter or Legal filing.
 15" wide: side-to-side Letter or Legal filing or front-to-back Letter filing.
 30" and 36" wide: side-to-side or front-to-back Letter or Legal filing.

Application Notes

18" deep pedestals are designed for use with 19" deep Dividends Horizon worksurfaces or deeper. Quoin desk supporting pedestals are not compatible with 18" deep Dividends Horizon worksurfaces.

Quoin desk supporting pedestals are designed to support one end of a fixed height Dividends Horizon worksurface.

Pedestals are compatible with DB1WS brackets. Brackets must be specified separately.

Pedestals are not designed for freestanding use and must be ganged to panel or other units for stability.

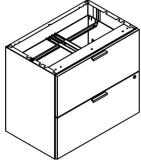
VPF pedestals for use with feet require foot kits to be specified separately (VAF.. patterns)

Desk Supporting Pedestals

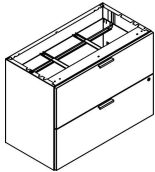
30" and 36" Wide

Quoin

description	configuration	height	width	depth	pattern number	P1	P2	P3
File/File, 30" wide	File/File, with leveling glides	27 1/16"	30"	18 13/16"	VPG283018FFCNSL	\$1,787.	\$2,058.	\$2,147.



File/File, 36" wide	File/File, with leveling glides	27 1/16"	36"	18 13/16"	VPG283618FFCNSL	\$1,888.	\$2,176.	\$2,268.
------------------------	------------------------------------	----------	-----	-----------	-----------------	----------	----------	----------



Order Information

1. Base Pattern Number
2. Lock Option:
L = Cylinder Lock
N = Non-locking
3. Case Finish
See Finish Options page
4. Front Finish
See Finish Options page
Accent Paints
5. Pull type
T = 5" Finger pull
G = Rubber Grommet pull
6. Pull finish
See Finish Options page
7. Lock finish
B = Black
C = Chrome

Order Code

Example: VPG283018FFCNSL
 VPG Quoin, Pedestal with Glides
 28 Desk Height
 30 30" Wide
 18 18 13/16" Deep
 FF File / File
 C Desk Supporting
 N No Top
 S Steel Front
 (L) Cylinder Lock
 (118) Case Finish, Bright White
 (~) Front Finish, same as Case
 (T) Pull Type, T-Pull
 (118) Pull Finish
 (B) Lock Finish, Black

Specification Information

Drawer front finish may be specified as "same as case" or in a contrasting P1, P2 or P3 pair finish. When contrasting front finish is specified, list price is determined by Case Finish price category.

Patterns listed above include standard cylinder lock. To specify as non-locking, substitute final character with (N), deduct \$15 list. Example: VPG281524BBFCNSN.

File drawers accommodate the following applications standard:
 12" wide: side-to-side Letter or Legal filing.
 15" wide: side-to-side Letter or Legal filing or front-to-back Letter filing.
 30" and 36" wide: side-to-side or front-to-back Letter or Legal filing.

Application Notes

18" deep pedestals are designed for use with 19" deep Dividends Horizon worksurfaces or deeper. Quoin desk supporting pedestals are not compatible with 18" deep Dividends Horizon worksurfaces.

Quoin desk supporting pedestals are designed to support one end of a fixed height Dividends Horizon worksurface.

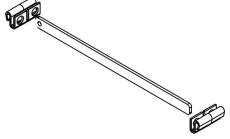
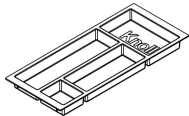
Pedestals are compatible with DB1WS brackets. Brackets must be specified separately.

Pedestals are not designed for freestanding use and must be ganged to panel or other units for stability.

VPF pedestals for use with feet require foot kits to be specified separately (VAF.. patterns)

Pedestal Accessories

Quoin

description	type	Color	pattern no.	list
Pedestal File Bar Kit 	for 12" wide pedestal		VAPFB1201	\$64.
	for 15" wide pedestal		VAPFB1601	\$64.
Plastic Pencil Tray 	for 15" wide pedestal	Black	VAPPT15N	\$72.
	for 15" wide pedestal	Clear	VAPPT15C	\$84.

Order Information

1. Base Pattern Number

Order Code

Specification Information

File drawers of 12" and 15" wide pedestals include (1) File Bar Kit allowing side-to-side Letter or Legal filing to be suspended between bar and back edge of drawer body.

Additional (1) File Bar Kit may be specified to file toward front section of drawer body.

Application Notes

File Bar Kit includes (1) bar and (2) plastic clips to attach to sides of drawer body.

Plastic Pencil Tray is designed for use with Box drawer of 15" wide pedestals. Plastic pencil tray cannot be suspended in the Box drawer of 12" wide pedestals.

Quoin Credenzas

Quoin credenzas are nominally 22.5" high and are available in a variety of open and drawer configurations. Credenza cases are preassembled; tops are installed on site. Credenzas with more than one unit (double units and box/file with open) contain two preassembled cases and one common top that are assembled on site. Five configurations are available:

- Single Open
- Double Open
- Single Box/File
- Double Box/File
- Box/File with Open

Each Box/File unit contains one 6" high box drawer and one 12" high file drawer. File drawer allows for side-to-side letter or legal filing and front-to-back letter filing.

- Internal height: 9³/₄"
- Internal width: 26³/₄" and 32³/₄"
- Internal depth: 15³/₄"

Open Quoin credenzas include one adjustable shelf, standard. The Quoin credenza case features two shelf positions to either align horizontally with adjacent credenza drawer fronts or to accommodate binder storage.

Available Sizes (Nominal)

Depth: 18.75"

Widths: 18", 24", 30", 36", 48", 54", 60", 66", 72"

Height: 22¹/₂"

Construction

Credenza specifications:

- Outer wrapper: 20-gauge steel
- Drawer front: 20-gauge steel
- Back: 20-gauge
- Full extension ball bearing drawer slides
- Leveling glides: ⁵/₁₆" diameter steel stem with a ¹³/₁₆" of height adjustment
- Extended Leveling glides: ⁵/₁₆" diameter steel stem; provides 2⁵/₈" clearance when fully extended
- Standard interlock feature prevents both drawers from being opened at the same time for added stability.

Locks

Quoin credenzas with drawers are available non-locking or locking with cylinder lock and key. Lock drilling is omitted when specified as non-locking.

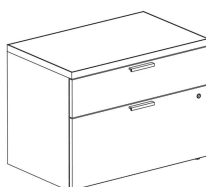
Locks are randomly keyed unless otherwise specified. Other keying options include keyed alike or keyed with lock cores K001-K250. All locks are factory-installed and can be specified with black or chrome finish.

Pulls

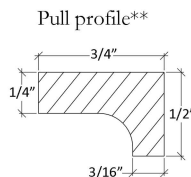
Quoin Desk supporting pedestals are available with two pull styles:

- 5" finger pull
- Rubber grommet pull

All pulls are factory installed. T-pulls are positioned horizontally 3/8" from top of drawer fronts. Grommet pulls are 1.5" in diameter and positioned 1" below from top of drawer front.



Standard Pull Position



Pull profile**

Planning

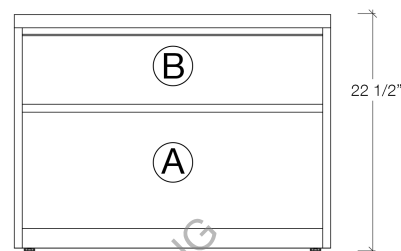
When planning credenza overlaying a table foot, Extended Leveler kit may be specified separately. Confirm clearance and overall credenza height when planning with height adjustable tables.

When planning credenza with VACS22P Template credenza spacer to support a Dividends Horizon worksurface, specify one credenza spacer per credenza. In this application, front leveling glides must be moved from the standard position to the secondary location within base. Template credenza spacer may not be used with credenzas raised on feet.

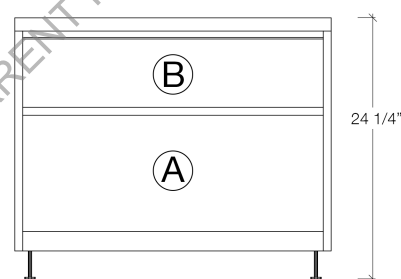
Quoin Credenzas may be planned on raised feet, see *Quoin Raised Foot Specifications* page for details.

When planning credenza in freestanding application, counterweight may be required. See credenza counterweight specifications for details.

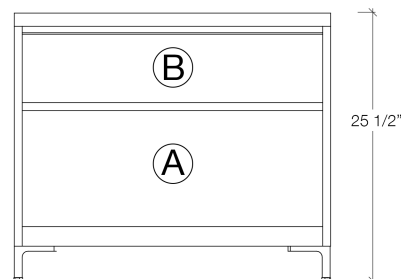
Credenza with Standard Leveling Glides



Credenza with Extended Leveling Glides



Credenza with Foot Kit



Shelf Clearances

Shelf Position 1

A: 11¹/₄"

B: 6¹/₁₆"

Shelf Position 2

A: 11¹³/₁₆"

B: 5⁷/₁₆"

Credenza Counterweight Application

Select Quoin credenzas require counterweight for use in freestanding applications. Credenzas secured to a panel, supporting a worksurface with a credenza spacer or ganged back-to-back with another unit do not require counterweight.

Single or double open units without drawers do not require counterweight.

When required, counterweights are specified separately and are field installed.

Reference the following list of pattern numbers and corresponding counterweight kits required for freestanding applications:

Credenza	Counterweight Kit(s) Required
V2G221818OSL	counterweight not required
V2G222418OSL	counterweight not required
V2G223018OSL	counterweight not required
V2G223618OSL	counterweight not required
V2G223618O18O18L	counterweight not required
V2G224218O24O18L	counterweight not required
V2G224818O24O24L	counterweight not required
V2G224818O30O18L	counterweight not required
V2G225418O30O24L	counterweight not required
V2G225418O36O18L	counterweight not required
V2G226018O30O30L	counterweight not required
V2G226018O36O24L	counterweight not required
V2G226618O36O30L	counterweight not required
V2G227218O36O36L	counterweight not required
V2G223018BFLSL	(1) VA2CW3035
V2G223618BFLSL	(1) VA2CW3635
V2G224818B30O18LSL	(1) VA2CW3020
V2G225418B30O24LSL	(1) VA2CW3015
V2G225418B36O18LSL	(1) VA2CW3620
V2G226018B30O30LSL	counterweight not required
V2G226018B36O24LSL	(1) VA2CW3620
V2G226618B30O36LSL	counterweight not required
V2G226618B36O30LSL	counterweight not required
V2G227218B36O36LSL	counterweight not required
V2G226018B30B30LSL	(1) VA2CW3035 + (1) VA2CW3040
V2G226618B36B30LSL	(1) VA2CW3040 + (1) VA2CW3640
V2G227218B36B36LSL	(2) VA2CW3640

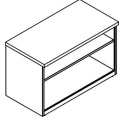
REFER TO THE SPECIFICATION TOOL FOR THE CURRENT PRICING

Credenzas

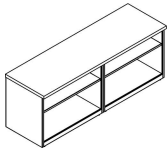
Open with Shelf

Quoin

description	width	depth	height	pattern number	L1	L2
Single Unit, Open with shelf	18"	18 13/16"	22 1/2"	V2G221818OSL	\$1,584.	\$1,600.
	24"	18 13/16"	22 1/2"	V2G222418OSL	\$1,602.	\$1,709.
	30"	18 13/16"	22 1/2"	V2G223018OSL	\$1,590.	\$1,728.
	36"	18 13/16"	22 1/2"	V2G223618OSL	\$1,675.	\$1,867.



Double Unit, Open with shelf	36"	18 13/16"	22 1/2"	V2G223618O18O18L	\$2,454.	\$2,622.
	42"	18 13/16"	22 1/2"	V2G224218O24O18L	\$2,565.	\$2,732.
	48"	18 13/16"	22 1/2"	V2G224818O24O24L	\$2,720.	\$2,903.
	48"	18 13/16"	22 1/2"	V2G224818O30O18L	\$2,684.	\$2,870.
	54"	18 13/16"	22 1/2"	V2G225418O30O24L	\$2,770.	\$2,980.
	54"	18 13/16"	22 1/2"	V2G225418O36O18L	\$2,801.	\$3,012.
	60"	18 13/16"	22 1/2"	V2G226018O30O30L	\$2,818.	\$3,061.
	60"	18 13/16"	22 1/2"	V2G226018O36O24L	\$2,757.	\$2,998.
	66"	18 13/16"	22 1/2"	V2G226618O36O30L	\$2,935.	\$3,191.
	72"	18 13/16"	22 1/2"	V2G227218O36O36L	\$2,989.	\$3,276.



Order Information

1. Base Pattern Number
2. Lock option:
L = Cylinder Lock
N = Non-locking
3. Paint Finish
See Finish Options page
4. Top Laminate
See Finish Options page
5. Pull type
T = 5" Finger pull
G = Rubber Grommet pull
6. Pull finish
See Finish Options page
7. Lock finish
B = Black
C = Chrome

Order Code

Example: V2G223018BFLSL
 V2G Quoin, Credenza
 22 22.5" High
 30 30" Wide
 18 18.75" Deep
 BF Box / File
 L Laminate Top
 S Steel Front
 (L) Cylinder Lock
 (118) Paint Finish, Bright White
 (139) Top laminate, Light Ash
 (T) Pull Style, 5" Finger Pull
 (118) Pull Finish, Bright White
 (B) Lock Finish, Black

Specific Information

Credenzas are non-handed upon specifications. Double units may be arranged as left or right handed upon installation. Ganging hardware (provided) attaches units from the underside, allowing units to be converted in the future.

Credenzas include factory installed leveling glides. Leveling glides must be removed during installation if installing with raised foot kit (specified separately).

L1/L2 pricing is based on laminate top finish.

Application Notes

Credenzas may be used in freestanding position. Complete units without drawers do not require counterweight. Units with drawers may require counterweight in freestanding position. See credenza specification information for details.

Extended leveler kit may be specified separately for credenzas overlaying table foot.

May be used with raised foot kit (specified separately).

Each open case unit includes 1 removable shelf, field installed.

Credenzas

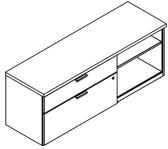
Box / File

Quoin

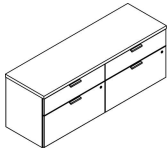
description	width	depth	height	pattern number	L1	L2
Single Unit, Box/File	30"	18 13/16"	22 1/2"	V2G223018BFLSL	\$2,327.	\$2,711.
	36"	18 13/16"	22 1/2"	V2G223618BFLSL	\$242.	\$2,854.



Double Unit, Box/File + Open	48"	18 13/16"	22 1/2"	V2G224818B30O18LSL	\$3,421.	\$3,604.
	54"	18 13/16"	22 1/2"	V2G225418B30O24LSL	\$3,507.	\$3,720.
	54"	18 13/16"	22 1/2"	V2G225418B36O18LSL	\$3,536.	\$3,756.
	60"	18 13/16"	22 1/2"	V2G226018B30O30LSL	\$3,495.	\$3,737.
	60"	18 13/16"	22 1/2"	V2G226018B36O24LSL	\$3,677.	\$3,936.
	66"	18 13/16"	22 1/2"	V2G226618B30O36LSL	\$3,676.	\$3,935.
	66"	18 13/16"	22 1/2"	V2G226618B36O30LSL	\$3,677.	\$3,936.
	72"	18 13/16"	22 1/2"	V2G227218B36O36LSL	\$3,731.	\$4,019.



Double Unit, Box/File + Box/File	60"	18 13/16"	22 1/2"	V2G226018B30B30LSL	\$4,455.	\$4,775.
	66"	18 13/16"	22 1/2"	V2G226618B36B30LSL	\$4,689.	\$4,980.
	72"	18 13/16"	22 1/2"	V2G227218B36B36LSL	\$4,697.	\$5,067.

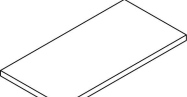


Order Information	Order Code	Specific Information	Application Notes
1. Base Pattern Number	Example: V2G223018BFLSL	Credenzas are non-handed upon specifications.	Credenzas may be used in freestanding position.
2. Lock option:	V2G Quoin, Credenza	Double units may be arranged as left or right handed upon installation. Ganging hardware (provided) attaches units from the underside, allowing units to be converted in the future.	Complete units without drawers do not require counterweight. Units with drawers may require counterweight in freestanding position. See credenza specification information for details.
L = Cylinder Lock	22 22.5" High		
N = Non-locking	30 30" Wide		
3. Paint Finish	18 18.75" Deep		
See Finish Options page	BF Box / File		
4. Top Laminate	L Laminate Top	Credenzas include factory installed leveling glides. Leveling glides must be removed during installation if installing with raised foot kit (specified separately).	Extended leveler kit may be specified separately for credenzas overlaying table foot.
See Finish Options page	S Steel Front		
5. Pull type	(L) Cylinder Lock		
T = 5" Finger pull	(118) Paint Finish, Bright White		
G = Rubber Grommet pull	(139) Top laminate, Light Ash		
6. Pull finish	(T) Pull Style, 5" Finger Pull		
See Finish Options page	(118) Pull Finish, Bright White		
7. Lock finish	(B) Lock Finish, Black		
B = Black			
C = Chrome			

Credenza Accessories

Credenza Cushion Top, Fabric

Quoin

description	type	w	d	h	pattern no.	A	B (COM)	C	D	E	F	G	H	I
 Credenza Cushion, 18" deep	For Credenza	18"	18"	1 1/4"	VCCT1818	\$621.	\$679.	\$722.	\$728.	\$806.	\$889.	\$942.	\$1,029.	\$1,164
	For Credenza	24"	18"	1 1/4"	VCCT2418	\$653.	\$711.	\$753.	\$756.	\$838.	\$920.	\$974.	\$1,059.	\$1,195
	For Credenza	30"	18"	1 1/4"	VCCT3018	\$685.	\$742.	\$785.	\$783.	\$873.	\$951.	\$1,005.	\$1,091.	\$1,226
	For Credenza	36"	18"	1 1/4"	VCCT3618	\$717.	\$776.	\$821.	\$810.	\$901.	\$984.	\$1,038.	\$1,127.	\$1,266
	For Credenza	42"	18"	1 1/4"	VCCT4218	\$750.	\$811.	\$853.	\$842.	\$933.	\$1,020.	\$1,073.	\$1,160.	\$1,299

Ordering Information

Credenza Cushions
1. Base Pattern Number
2. Textile Finish

Order Code

Example: VCCT3018()
V Quoin
CCT Credenza Cushion Top
30 12" Wide
18 18" Deep
(K448) Common Ground

Specification Information

For use with Quoin credenzas only. Cushions mounts atop credenza laminate top.

Cushion does not replace credenza top. Cushions are designed to be centered front-to-back on credenza with slight reveal on each front and back.

Cushion are preassembled with hook and loop velcro for mounting to credenza top.

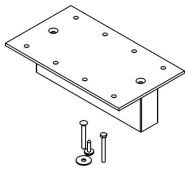
Application Notes

For Customer's Own Material (COM) applications, specify the following yardage per cushion; 18" - 36 wide cushions: 1.25 yards 42' wide cushions: 1.5 yards

Credenza Accessories

Quoin

description	type	w	d	pattern no.	list	P1	P2	P3
Ganging Hardware Kits	Ganging Hardware, Kit of 1			VA2GB01	\$81.			
	Ganging Hardware, Kit of 10			VA2GB10	\$270.			
Extended Leveling Glides	Extended Leveling Glides, 100 pieces			VA2LX100	\$589.			
	Extended Leveling Glides, 20 pieces			VA2LX20	\$168.			
	Extended Leveling Glides, 4 pieces			VA2LX04	\$79.			
Credenza Spacer	Credenza spacer for Dividends Horizon worksurface			VACS22P		\$275	\$308.	\$317.



Order Information	Order Code	Specific Information	Application Notes
1. Base Pattern Number	Example: VA2CW3015 VA 2GB 01 Quoin, Accessory Credenza Ganging Bracket Kit Single Kit	Ganging brackets may be used to attach side-by-side credenzas to one another. Ganging hardware attaches units from the underside allowing handedness to be determined on-site or converted in the future. Credenzas each include one half of a ganging kit, standard. Bulk kits may be specified separately if additional brackets are required.	Extended leveler kit may be specified separately for units overlaying table foot. Units with drawers require counterweight in freestanding position. Refer to Series 2 Overview - Series 2 Credenza section for specifics. Extended leveler kit may not be used with Quoin lockers. Credenza spacer may be used to support one end of a Dividends Horizon worksurface. Spacer may not be used with credenzas raised on feet.

Credenza Accessories

Counterweight Kits

Quoin

description	type	w	weight	pattern no.	list
Credenza Counterweight Kit for 30" wide drawer unit		30"	15 lbs	VA2CW3015	\$309.
		30"	20 lbs	VA2CW3020	\$405.
		30"	25 lbs	VA2CW3025	\$456.
		30"	30 lbs	VA2CW3030	\$506.
		30"	35 lbs	VA2CW3035	\$590.
		30"	40 lbs	VA2CW3040	\$625.
Credenza Counterweight Kit for 36" wide drawer unit		36"	15 lbs	VA2CW3615	\$311.
		36"	20 lbs	VA2CW3620	\$408.
		36"	25 lbs	VA2CW3625	\$460.
		36"	30 lbs	VA2CW3630	\$511.
		36"	35 lbs	VA2CW3635	\$594.
		36"	40 lbs	VA2CW3640	\$631.

Order Information	Order Code	Specific Information	Application Notes
1. Base Pattern Number	Example: VA2CW3015 VA Quoin, Accessory 2CW Credenza Counterweight Kit 30 30" wide drawer unit 15 15 lbs.	Credenzas with drawers may require counterweight hen used in freestanding position. Refer to Quoin Credenza Specifications to identify the appropriate kit. Counterweight kits are specified separately and field installed.	Counterweight kits include mounting hardware and brackets to install the counterweight plates. Counterweight plates are mounted to the back panel behind file drawer(s) inside credenza. Counterweight kits are specific to Quoin credenzas and may not be used for Quoin lockers.

Quoin Lockers

Quoin Lockers are 12" and 15" wide steel construction cabinets offered in 4 depths and 5 heights.

Available Sizes (nominal)

Height: 28", 36", 42", 50", 57"

Width: 12", 15"

Depth: 15", 18", 24", 30"

Lockers with full door include right or left full overlay hinged door, dual prong coat hook and one adjustable shelf. Desk supporting lockers exclude coat hook.

Open lockers without door include 1-3 factory installed, adjustable shelves in quantities as noted below.

28", 36" high: 1

42" high: 2

50" high: 3

57" high: 3

When specified with finished steel top, top ships assembled with coat hook installed. Lockers ship assembled including steel top.

When specified without finished steel top, individual or common laminate top must be specified separately. Lockers specified without top include appropriate top attachment hardware. No top lockers with full door, 36" high and taller, include coat hook for field installation.

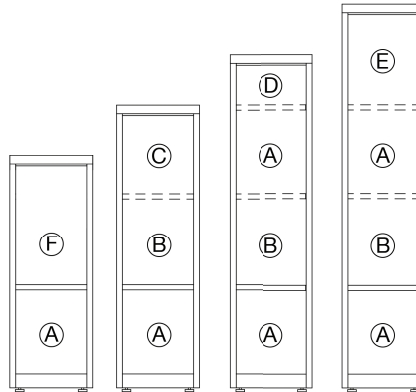
Locker heights are designed to align dimensionally with underside of Dividends Horizon panel top cap. Lockers for use with feet are designed to maintain alignment with corresponding Dividends Horizon panel when installed on raised feet (specified separately).

Select lockers require ganging or counterweight for stability. See Locker Stability Requirements for details.

Construction

Quoin lockers feature an innovative 1-piece wrapper design providing optimal material efficiency without sacrificing strength and durability.

- Wrapper: 20-gauge steel
- Slotted vertical channel: 16-gauge steel
- Base: 18-gauge steel
- Support Crossrails: 16-gauge steel
- Top: 20-gauge steel
- Door Outer Panel: 20-gauge steel
- Door Inner Panel: 22-gauge steel
- Adjustable Shelves: 20-gauge steel
- Cantilever Shelf Support: 14-gauge steel
- Leveling glides: 3/8" diameter steel stem with 1-5/16" of adjustment providing up to 1-7/8" clearance beneath locker, 4 leveling glides included per locker.

**Internal Clearances Internal Height:**

A: 12 1/16"

B*: 12 1/2"

C: 11 5/8"

D: 6 1/4"

E: 13 1/2"

F*: 17 9/16"

**B and F dimension reduced by 3/4" when specified for use with feet (VLF pattern numbers)*

Adjustable shelves ship factory installed. Lockers with full door include one shelf installed in lowest position.

Internal Clear Width: 10 5/16", 13 5/16"

Actual dimensions to nearest 1/16th of an inch

Exterior Dimensions

Finished Height: 34 3/16", 41 1/2", 48 3/4", 56 1/16"

Actual Width: 12", 15"

Actual Depth: 15 13/16", 18 13/16", 23 1/4", 29 1/4"

Actual dimensions to nearest 1/16th of an inch

Common Laminate Tops

Common laminate tops may be specified to gang lockers in locker bank applications. Laminate tops are 15/16" thick laminate with ABS Edgeband.

Common tops are designed to span a single run of up to 8 lockers of consistent width and depth or back-to-back locker banks of up to 16 lockers of consistent width and depth.

To specify locker bank application, lockers must be specified with "no top" option and appropriate number of locker ganging brackets must be specified separately (VARQ01 or VARQ10), see locker accessories for details.

Select locker banks require counterweight for stability. See Locker Stability Requirements for details.

Locks

Quoin lockers with full door may be ordered with or without locks. No lock hole is drilled when specified as non-locking.

Lock options include cylinder lock with key, digital keypad lock or RFID lock.

Cylinder locks feature flush-mount lock housing to match specified lock finish, available in black or chrome. Cylinder locks are randomly keyed unless otherwise specified. Other keying options include keyed alike or keyed with lock cored K001-K250. To specify units as such, reference KnollKey Lock Program.

Digital keypad and RFID lock options are available with brushed nickel faceplate finish. Keyless locks ship program-ready in shared use mode. Refer to Keyless Locking Specifications for details.

Hinges

Standard (S) or soft close (Q) hinges are available for all lockers with full door.

Pulls

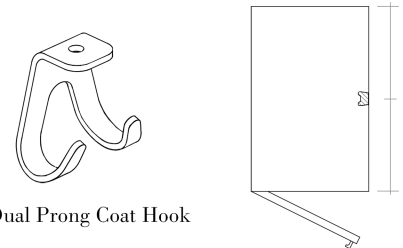
Quoin desk supporting pedestals are available with two pull styles:

- 5" finger pull
- Rubber grommet pull

All pulls are factory installed 1" below top of door front. T-pulls are positioned vertically. Grommet pulls are 1.5" in diameter.

Coat Hook and Coat Rods

Lockers 36"-57" high with door include factory installed coat hook, centered front-to-back. Top mount coat rods are available to replace standard coat hook within 18-30" deep lockers, see *Locker Accessories* for details.



Dual Prong Coat Hook

Locker Specifications

Locker Stability and Accessories

Quoin

Locker Stability

Quoin lockers are tested per ANSI/BIFMA X5.9-2019 requirements. Select locker applications require ganging or counterweight to comply with stability requirements.

Individual Lockers

The following lockers may be used *freestanding* without additional stability accommodations:

- All 28", 36" and 42" high lockers
- All 30" deep lockers

The following lockers require *ganging or counterweight* to meet stability requirements:

- 50"H x 12", 15"W x 15", 18", 24"D
- 57"H x 12", 15"W x 15", 18", 24"D

See *Locker Counterweights* for details

Counterweight Requirements

Counterweights are available to provide additional stability to Quoin lockers as needed. When required, counterweights are specified separately and field installed.

Locker Type	Individual Locker Application	Bank Application 2 Lockers	Bank Application 3 Lockers	Bank Application 4 Lockers
50"H x 12"W x 15"D	GR	(1) VALCW1210 + (1) VALCW1220	(1) VALCW1210	(1) VALCW1210
50"H x 12"W x 18"D	(1) VALCW1223	(1) VALCW1212		
50"H x 12"W x 24"D	(1) VALCW1212			
50"H x 15"W x 15"D	GR	(1) VALCW1513 + (1) VALCW1526	(1) VALCW1526	(1) VALCW1513
50"H x 15"W x 18"D	(1) VALCW1530	(1) VALCW1515		
50"H x 15"W x 24"D	(1) VALCW1515			
57"H x 12"W x 15"D	GR	(1) VALCW1210 + (1) VALCW1220	(1) VALCW1210	(1) VALCW1210
57"H x 12"W x 18"D	(1) VALCW1223	(1) VALCW1212		
57"H x 12"W x 24"D	(1) VALCW1212			
57"H x 15"W x 15"D	GR	(1) VALCW1526	(1) VALCW1526	(1) VALCW1513
57"H x 15"W x 18"D	(1) VALCW1530	(1) VALCW1515		
57"H x 15"W x 24"D	(1) VALCW1515			

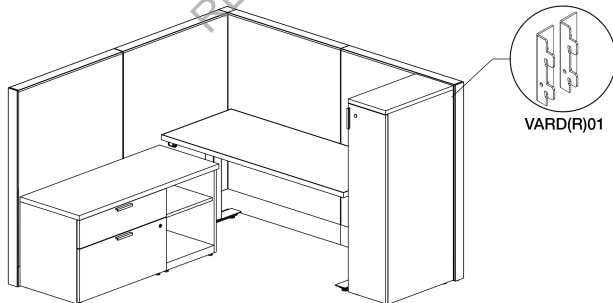
GR = Ganging to a panel or wall required

Ganging Kits

A variety of ganging kits are available to provide additional stability as required. Counterweights are not required when ganging units except in locker bank applications as described in Counterweight Requirements chart.

All ganging kits are specified separately and field installed. Applications include:

- Panel attachment brackets (VARDL01, VARDR01) secure Quoin locker to Dividends Horizon panel.
- Locker to credenza ganging kit (VARS01) secures Quoin locker to Quoin credenza.



Dividends Horizon Panel Bracket for Quoin Locker Stability

Locker Banks

Most locker banks may be planned freestanding except applications as described below which require counterweight or anchoring to a wall or panel for additional stability:

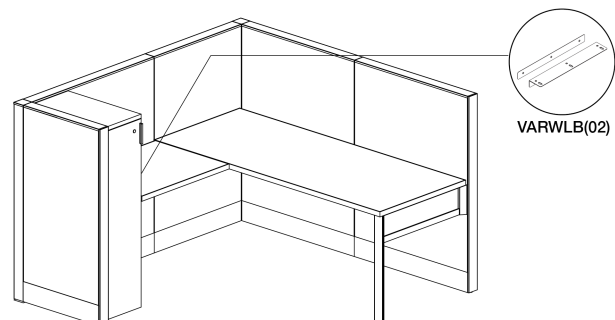
- Bank of 2-4 lockers: 50"H x 12", 15"W x 15"D
- Bank of 2-4 lockers: 57"H x 12", 15"W x 15"D
- Bank of 2 lockers: 50"H x 12", 15"W x 18", 24"D
- Bank of 2 lockers: 57"H x 12", 15"W x 18", 24"D

Worksurface Mount Bracket

Worksurface mount brackets allow Quoin lockers to support one end of a Dividends Horizon fixed height worksurface. When specified, worksurface mount bracket replaces otherwise required support at the end of the worksurface (cantilever, support leg or similar).

Worksurface mount brackets are specified separately and field installed. Installation requires attachment through locker side panel and is intended to be permanent. Brackets are available in all core smooth and textured paint colors. Due to visibility of bracket within locker, it is recommended bracket finish coordinates with specified locker case finish.

Worksurface mount bracket applications require locker and attached worksurface to be of uniform depth.

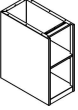
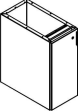


Desk Supporting Lockers

With Leveling Glides

12" Wide

Quoin

description	config	h	w	d	pattern no.	P1	P2	P3
	Open Pedestal, One shelf	27 1/16"	12"	15 13/16"	VLG281215OSN	\$1,197.	\$1,256.	\$1,318.
	Open Pedestal, One shelf	27 1/16"	12"	18 13/16"	VLG281218OSN	\$1,154.	\$1,214.	\$1,271.
	Open Pedestal, One shelf	27 1/16"	12"	23 1/4"	VLG281224OSN	\$1,415.	\$1,488.	\$1,557.
	Open Pedestal, One shelf	27 1/16"	12"	29 1/4"	VLG281230OSN	\$1,613.	\$1,695.	\$1,776.
	Full Door Pedestal, left hand	27 1/16"	12"	15 13/16"	VLG281215FDLNSL	\$1,483.	\$1,556.	\$1,630.
	Full Door Pedestal, right hand	27 1/16"	12"	15 13/16"	VLG281215FDRNSL	\$1,483.	\$1,556.	\$1,630.
	Full Door Pedestal, left hand	27 1/16"	12"	18 13/16"	VLG281218FDLNSL	\$1,544.	\$1,623.	\$1,700.
	Full Door Pedestal, right hand	27 1/16"	12"	18 13/16"	VLG281218FDRNSL	\$1,544.	\$1,623.	\$1,700.
	Full Door Pedestal, left hand	27 1/16"	12"	23 1/4"	VLG281224FDLNSL	\$1,702.	\$1,786.	\$1,870.
	Full Door Pedestal, right hand	27 1/16"	12"	23 1/4"	VLG281224FDRNSL	\$1,702.	\$1,786.	\$1,870.
	Full Door Pedestal, left hand	27 1/16"	12"	29 1/4"	VLG281230FDLNSL	\$1,898.	\$1,996.	\$2,090.
	Full Door Pedestal, right hand	27 1/16"	12"	29 1/4"	VLG281230FDRNSL	\$1,898.	\$1,996.	\$2,090.

Order Information

1. Base Pattern Number
2. Lock option
D = Digital Keypad Lock
L = Cylinder Lock
N = Non-Locking
R = RFID Lock
3. Paint Finish
See Finish Options page
4. Pull Style
T = 5" Finger Pull
G = Rubber Grommet pull
5. Pull Finish
See Finish Options page
6. Lock Finish

Order Code

Example: VLG281524FDLNSL
 VLG Quoin, Locker with Glides
 28 28" High
 15 15" Wide
 24 24" Deep
 FDL Full Door Left
 N No finished top
 S Steel Door
 (L) Cylinder Lock
 (118) Paint Finish, Bright White
 (S) Standard Hinge
 (T) Pull Style, 5" Finger Pull
 (118) Pull Finish, Bright White
 (B) Lock Finish, Black

Specification Information

Desk supporting lockers include 1 removable shelf.

Lockers with full door (FD) listed above include standard cylinder lock. For additional lock options, substitute with:
 N = Non-Locking, deduct \$15
 D = Digital Keypad lock, add \$605
 R = RFID Lock, add \$672
 Example (VLG281524FDLNSN)

Programming and Manager Key(s) are required for D or R lock types, specified separately. See Digital Keypad and RFID lock specifications for details.

Lockers with full door are available with soft close hinges. Specify Q hinge type, add \$75 list.

Application Notes

Desk supporting lockers do not include coat hook.

Desk supporting lockers include hardware to attach to laminate top. Steel top option is not available for desk supporting units.

Desk supporting lockers are intended to support one end of a worksurface or may be used in freestanding or bank applications.
 Finished height (28" nominal) aligns with standard Dividends Horizon worksurface height.

When specified non-locking, lock drilling is omitted from door front.

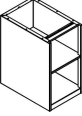
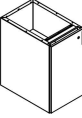
Dimensions listed under "w", "h", "d" are actual to the nearest 1/26".

Desk Supporting Lockers

With Leveling Glides

15" Wide

Quoin

description	configuration	h	w	d	pattern no.	P1	P2	P3
	Open Pedestal, One shelf	27 1/16"	15"	15 13/16"	VLG281515OSN	\$1,389.	\$1,460.	\$1,529.
	Open Pedestal, One shelf	27 1/16"	15"	18 13/16"	VLG281518OSN	\$1,460.	\$1,531.	\$1,607.
	Open Pedestal, One shelf	27 1/16"	15"	23 1/4"	VLG281524OSN	\$1,613.	\$1,695.	\$1,776.
	Open Pedestal, One shelf	27 1/16"	15"	29 1/4"	VLG281530OSN	\$1,700.	\$1,784.	\$1,868.
	Full Door Pedestal, left hand	27 1/16"	15"	15 13/16"	VLG281515FDLNSL	\$1,706.	\$1,792.	\$1,878.
	Full Door Pedestal, right hand	27 1/16"	15"	15 13/16"	VLG281515FDRNSL	\$1,706.	\$1,792.	\$1,878.
	Full Door Pedestal, left hand	27 1/16"	15"	18 13/16"	VLG281518FDLNSL	\$1,776.	\$1,866.	\$1,953.
	Full Door Pedestal, right hand	27 1/16"	15"	18 13/16"	VLG281518FDRNSL	\$1,776.	\$1,866.	\$1,953.
	Full Door Pedestal, left hand	27 1/16"	15"	23 1/4"	VLG281524FDLNSL	\$1,930.	\$2,027.	\$2,123.
	Full Door Pedestal, right hand	27 1/16"	15"	23 1/4"	VLG281524FDRNSL	\$1,930.	\$2,027.	\$2,123.
	Full Door Pedestal, left hand	27 1/16"	15"	29 1/4"	VLG281530FDLNSL	\$2,014.	\$2,115.	\$2,217.
	Full Door Pedestal, right hand	27 1/16"	15"	29 1/4"	VLG281530FDRNSL	\$2,014.	\$2,115.	\$2,217.

Order Information

1. Base Pattern Number
2. Lock option
D = Digital Keypad Lock
L = Cylinder Lock
N = Non-Locking
R = RFID Lock
3. Paint Finish
See Finish Options page
4. Pull Style
T = 5" Finger Pull
G = Rubber Grommet pull
5. Pull Finish
See Finish Options page
6. Lock Finish

Order Code

Example: VLG281524FDLNSL
 VLG Quoin, Locker with Glides
 28 28" High
 15 15" Wide
 24 24" Deep
 FDL Full Door Left
 N No finished top
 S Steel Door
 (L) Cylinder Lock
 (118) Paint Finish, Bright White
 (S) Standard Hinge
 (T) Pull Style, 5" Finger Pull
 (118) Pull Finish, Bright White
 (B) Lock Finish, Black

Specification Information

Desk supporting lockers include 1 removable shelf.

Lockers with full door (FD) listed above include standard cylinder lock. For additional lock options, substitute with:
 N = Non-Locking, deduct \$15
 D = Digital Keypad lock, add \$605
 R = RFID Lock, add \$672
 Example (VLG281524FDLNSN)
 R and D lock types are not available with Grommet pull option.

Programming and Manager Key(s) are required for D or R lock types, specified separately. See Digital Keypad and RFID lock specifications for details.

Lockers with full door are available with soft close hinges. Specify Q hinge type, add \$75 list.

Application Notes

Desk supporting lockers do not include coat hook.

Desk supporting lockers include hardware to attach to laminate top. Steel top option is not available for desk supporting units.

Desk supporting lockers are intended to support one end of a worksurface or may be used in freestanding or bank applications.
 Finished height (28" nominal) aligns with standard Dividends Horizon worksurface height.

When specified non-locking, lock drilling is omitted from door front.



Dimensions listed under "w", "h", "d" are actual to the nearest 1/26".

Desk Supporting Lockers

For use with Feet

12" Wide

Quoin

description	configuration	h	w	d	pattern no.	P1	P2	P3
 Open with shelf, 12" wide	Open Pedestal, One shelf	27 1/16"	12"	15 13/16"	VLF281215OSN	\$1,197.	\$1,256.	\$1,318.
	Open Pedestal, One shelf	27 1/16"	12"	18 13/16"	VLF281218OSN	\$1,258.	\$1,323.	\$1,385.
	Open Pedestal, One shelf	27 1/16"	12"	23 1/4"	VLF281224OSN	\$1,415.	\$1,488.	\$1,557.
	Open Pedestal, One shelf	27 1/16"	12"	29 1/4"	VLF281230OSN	\$1,613.	\$1,695.	\$1,776.
 Hinged Door, 12" wide	Full Door Pedestal, left hand	27 1/16"	12"	15 13/16"	VLF281215FDLNSL	\$1,483.	\$1,556.	\$1,630.
	Full Door Pedestal, right hand	27 1/16"	12"	15 13/16"	VLF281215FDRNSL	\$1,483.	\$1,556.	\$1,630.
	Full Door Pedestal, left hand	27 1/16"	12"	18 13/16"	VLF281218FDLNSL	\$1,544.	\$1,623.	\$1,700.
	Full Door Pedestal, right hand	27 1/16"	12"	18 13/16"	VLF281218FDRNSL	\$1,544.	\$1,623.	\$1,700.
	Full Door Pedestal, left hand	27 1/16"	12"	23 1/4"	VLF281224FDLNSL	\$1,702.	\$1,786.	\$1,870.
	Full Door Pedestal, right hand	27 1/16"	12"	23 1/4"	VLF281224FDRNSL	\$1,702.	\$1,786.	\$1,870.
	Full Door Pedestal, left hand	27 1/16"	12"	29 1/4"	VLF281230FDLNSL	\$1,898.	\$1,996.	\$2,090.
	Full Door Pedestal, right hand	27 1/16"	12"	29 1/4"	VLF281230FDRNSL	\$1,898.	\$1,996.	\$2,090.

Order Information

1. Base Pattern Number
2. Lock option
D = Digital Keypad Lock
L = Cylinder Lock
N = Non-Locking
R = RFID Lock
3. Paint Finish
See Finish Options page
4. Pull Style
T = 5" Finger Pull
G = Rubber Grommet pull
5. Pull Finish
See Finish Options page
6. Lock Finish

Order Code

Example: VLF281524FDLNSL
 VLF Quoin Locker, For use with Feet
 28 28" High
 15 15" Wide
 24 24" Deep
 FDL Full Door Left
 N No finished top
 S Steel Door
 (L) Cylinder Lock
 (118) Paint Finish, Bright White
 (S) Standard Hinge
 (T) Pull Style, 5" Finger Pull
 (118) Pull Finish, Bright White
 (B) Lock Finish, Black

Specification Information

Foot kits not included, must be specified separately and installed on site.

Desk supporting lockers include 1 removable shelf.

Lockers with full door (FD) listed above include standard cylinder lock. For additional lock options, substitute with:
 N = Non-Locking, deduct \$15
 D = Digital Keypad lock, add \$605
 R = RFID Lock, add \$672
 Example (VLF281524FDLNSN)
 R and D lock types are not available with Grommet pull option.

Programming and Manager Key(s) are required for D or R lock types, specified separately. See Digital Keypad and RFID lock specifications for details.

Lockers with full door are available with soft close hinges. Specify Q hinge type, add \$75 list.

Application Notes

Desk supporting lockers do not include coat hook.

Desk supporting lockers include hardware to attach to laminate top. Steel top option is not available for desk supporting units.

Desk supporting lockers are intended to support one end of a worksurface or may be used in freestanding or bank applications.
 Finished height with foot kit installed is 28" nominal to align with standard Dividends Horizon worksurface height.

When specified non-locking, lock drilling is omitted from door front.



Dimensions listed under "w", "h", "d" are actual to the nearest 1/26".

Desk Supporting Lockers

For use with Feet

15" Wide

Quoin

description	configuration	h	w	d	pattern no.	P1	P2	P3
	Open Pedestal, One shelf	27 1/16"	15"	15 13/16"	VLF281515OSN	\$1,389.	\$1,460.	\$1,529.
	Open Pedestal, One shelf	27 1/16"	15"	18 13/16"	VLF281518OSN	\$1,460.	\$1,531.	\$1,607.
	Open Pedestal, One shelf	27 1/16"	15"	23 1/4"	VLF281524OSN	\$1,613.	\$1,695.	\$1,776.
	Open Pedestal, One shelf	27 1/16"	15"	29 1/4"	VLF281530OSN	\$1,700.	\$1,784.	\$1,868.
	Full Door Pedestal, right hand	27 1/16"	15"	15 13/16"	VLF281515FDRNSL	\$1,706.	\$1,792.	\$1,878.
	Full Door Pedestal, left hand	27 1/16"	15"	15 13/16"	VLF281515FDLNSL	\$1,706.	\$1,792.	\$1,878.
	Full Door Pedestal, right hand	27 1/16"	15"	18 13/16"	VLF281518FDRNSL	\$1,776.	\$1,866.	\$1,953.
	Full Door Pedestal, left hand	27 1/16"	15"	18 13/16"	VLF281518FDLNSL	\$1,776.	\$1,866.	\$1,953.
	Full Door Pedestal, right hand	27 1/16"	15"	23 1/4"	VLF281524FDRNSL	\$1,930.	\$2,027.	\$2,123.
	Full Door Pedestal, left hand	27 1/16"	15"	23 1/4"	VLF281524FDLNSL	\$1,930.	\$2,027.	\$2,123.
	Full Door Pedestal, left hand	27 1/16"	15"	29 1/4"	VLF281530FDLNSL	\$2,014.	\$2,115.	\$2,217.
	Full Door Pedestal, right hand	27 1/16"	15"	29 1/4"	VLF281530FDRNSL	\$2,014.	\$2,115.	\$2,217.

Order Information

- Base Pattern Number
- Lock option
D = Digital Keypad Lock
L = Cylinder Lock
N = Non-Locking
R = RFID Lock
- Paint Finish
See Finish Options page
- Pull Style
T = 5" Finger Pull
G = Rubber Grommet pull
- Pull Finish
See Finish Options page
- Lock Finish

Order Code

Example: VLF281524FDLNSL
 VLF Quoin Locker, For use with Feet
 28 28" High
 15 15" Wide
 24 24" Deep
 FDL Full Door Left
 N No finished top
 S Steel Door
 (L) Cylinder Lock
 (118) Paint Finish, Bright White
 (S) Standard Hinge
 (T) Pull Style, 5" Finger Pull
 (118) Pull Finish, Bright White
 (B) Lock Finish, Black

Specification Information

Foot kits not included, must be specified separately and installed on site.

Desk supporting lockers include 1 removable shelf.

Lockers with full door (FD) listed above include standard cylinder lock. For additional lock options, substitute with:
 N = Non-Locking, deduct \$15
 D = Digital Keypad lock, add \$605
 R = RFID Lock, add \$672
 Example (VLF281524FDLNSN)
 R and D lock types are not available with Grommet pull option.

Programming and Manager Key(s) are required for D or R lock types, specified separately. See Digital Keypad and RFID lock specifications for details.

Lockers with full door are available with soft close hinges. Specify Q hinge type, add \$75 list.

Application Notes

Desk supporting lockers do not include coat hook.

Desk supporting lockers include hardware to attach to laminate top. Steel top option is not available for desk supporting units.

Desk supporting lockers are intended to support one end of a worksurface or may be used in freestanding or bank applications.
 Finished height with foot kit installed is 28" nominal to align with standard Dividends Horizon worksurface height.

When specified non-locking, lock drilling is omitted from door front.

Dimensions listed under "w", "h", "d" are actual to the nearest 1/26".

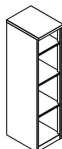
Lockers

Open with Shelves with Leveling Glides

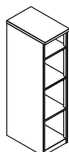
12" Wide

Quoin

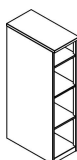
description	no.	h*	h	w	d	pattern no.	P1	P2	P3
Open with Shelves, 12"w x 15"d	1	36"	34 3/16"	12"	15 13/16"	VLG361215OSS	\$1,327.	\$1,395.	\$1,461.
	2	42"	41 1/2"	12"	15 13/16"	VLG421215OSS	\$1,397.	\$1,465.	\$1,536.
	3	50"	48 3/4"	12"	15 13/16"	VLG501215OSS	\$1,503.	\$1,579.	\$1,653.
	3	57"	56 1/16"	12"	15 13/16"	VLG571215OSS	\$1,612.	\$1,692.	\$1,771.



Open with Shelves, 12"w x 18"d	1	36"	34 3/16"	12"	18 13/16"	VLG361218OSS	\$1,397.	\$1,465.	\$1,536.
	2	42"	41 1/2"	12"	18 13/16"	VLG421218OSS	\$1,465.	\$1,538.	\$1,612.
	3	50"	48 3/4"	12"	18 13/16"	VLG501218OSS	\$1,579.	\$1,656.	\$1,737.
	3	57"	56 1/16"	12"	18 13/16"	VLG571218OSS	\$1,692.	\$1,779.	\$1,861.



Open with Shelves, 12"w x 24"d	1	36"	34 3/16"	12"	23 1/4"	VLG361224OSS	\$1,525.	\$1,600.	\$1,678.
	2	42"	41 1/2"	12"	23 1/4"	VLG421224OSS	\$1,600.	\$1,681.	\$1,759.
	3	50"	48 3/4"	12"	23 1/4"	VLG501224OSS	\$1,727.	\$1,811.	\$1,898.
	3	57"	56 1/16"	12"	23 1/4"	VLG571224OSS	\$1,856.	\$1,950.	\$2,043.



h* - nominal height

Order Information	Order Code	Specific Information	Application Notes
1. Base Pattern Number 2. Paint Finish See Finish Options page	Example: VLG421224OSS VLG Quoin, Locker with Glides 42 42" High 12 12" Wide 24 24" Deep OS Open with shelves S Steel Top (118) Paint Finish, Bright White	All open lockers include adjustable height shelves in quantities indicated above. Shelves are factory installed. See Specification information for shelf positions and clearances. Lockers are designed to align with underside of Dividends Horizon panel top cap. Lockers include (4) adjustable leveling glides.	Above listed lockers include a finished steel top. Lockers may be specified without a steel top for use with an individual or common laminate top, specified separately. To specify locker without top, substitute top option character with an "N" and deduct \$40 list (Example: VLG421224OSN). Dimensions listed under 'w', 'h', 'd' are actual to the nearest 1/6". 50" and 57" high lockers, 15", 18" and 24" deep (nominal) require ganging or counterweight for stability. See Locker Stability Requirements for details. All lockers 42" and 36" high may be used freestanding. All lockers 30" deep may be used freestanding.

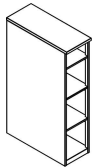
Lockers

Open with Shelves with Leveling Glides

12" Wide

Quoin

description	no.	h*	h	w	d	pattern no.	P1	P2	P3
		shelves							
Open with Shelves, 12"w x 30"d	1	36"	34 3/16"	12"	29 1/4"	VLG361230OSS	\$1,714.	\$1,801.	\$1,885.
	2	42"	41 1/2"	12"	29 1/4"	VLG421230OSS	\$1,801.	\$1,890.	\$1,980.
	3	50"	48 3/4"	12"	29 1/4"	VLG501230OSS	\$1,949.	\$2,045.	\$2,144.
	3	57"	56 1/16"	12"	29 1/4"	VLG571230OSS	\$2,098.	\$2,204.	\$2,309.



h* - nominal height

Order Information	Order Code	Specific Information	Application Notes
1. Base Pattern Number 2. Paint Finish See Finish Options page	Example: VLG421224OSS VLG 42 12 24 OS S (118)	All open lockers include adjustable height shelves in quantities indicated above. Shelves are factory installed. See Specification information for shelf positions and clearances. Lockers are designed to align with underside of Dividends Horizon panel top cap. Lockers include (4) adjustable leveling glides.	Above listed lockers include a finished steel top. Lockers may be specified without a steel top for use with an individual or common laminate top, specified separately. To specify locker without top, substitute top option character with an "N" and deduct \$40 list (Example: VLG421224OSN). Dimensions listed under 'w', 'h', 'd' are actual to the nearest 1/6". 50" and 57" high lockers, 15", 18" and 24" deep (nominal) require ganging or counterweight for stability. See Locker Stability Requirements for details. All lockers 42" and 36" high may be used freestanding. All lockers 30" deep may be used freestanding.

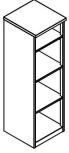
Lockers

Open with Shelves with Leveling Glides

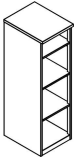
15" Wide

Quoin

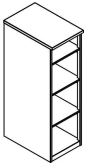
description	no.	h*	h	w	d	pattern no.	P1	P2	P3
Open with Shelves, 15"w x 15"d	1	36"	34 3/16"	15"	15 13/16"	VLG361515OSS	\$1,908.	\$2,001.	\$2,098.
	2	42"	41 1/2"	15"	15 13/16"	VLG421515OSS	\$1,985.	\$2,082.	\$2,184.
	3	50"	48 3/4"	15"	15 13/16"	VLG501515OSS	\$2,095.	\$2,200.	\$2,304.
	3	57"	56 1/16"	15"	15 13/16"	VLG571515OSS	\$2,208.	\$2,315.	\$2,428.



Open with Shelves, 15"w x 18"d	1	36"	34 3/16"	15"	18 13/16"	VLG361518OSS	\$1,966.	\$2,063.	\$2,160.
	2	42"	41 1/2"	15"	18 13/16"	VLG421518OSS	\$2,044.	\$2,146.	\$2,250.
	3	50"	48 3/4"	15"	18 13/16"	VLG501518OSS	\$2,158.	\$2,266.	\$2,373.
	3	57"	56 1/16"	15"	18 13/16"	VLG571518OSS	\$2,272.	\$2,386.	\$2,498.



Open with Shelves, 15"w x 24"d	1	36"	34 3/16"	15"	23 1/4"	VLG361524OSS	\$2,096.	\$2,201.	\$2,306.
	2	42"	41 1/2"	15"	23 1/4"	VLG421524OSS	\$2,179.	\$2,287.	\$2,398.
	3	50"	48 3/4"	15"	23 1/4"	VLG501524OSS	\$2,306.	\$2,421.	\$2,536.
	3	57"	56 1/16"	15"	23 1/4"	VLG571524OSS	\$2,436.	\$2,558.	\$2,681.



h* = nominal height

Order Information	Order Code	Specific Information	Application Notes
1. Base Pattern Number	Example: VLG421524OSS	All open lockers include adjustable height shelves in quantities indicated above. Shelves are factory installed. See Specification information for shelf positions and clearances.	Above listed lockers include a finished steel top. Lockers may be specified without a steel top for use with an individual or common laminate top, specified separately.
2. Paint Finish	VLG	Lockers are designed to align with underside of Dividends Horizon panel top cap.	To specify locker without top, substitute top option character with an "N" and deduct \$40 list (Example: VLG421224OSN).
See Finish Options page	42	Lockers include (4) adjustable leveling glides.	Dimensions listed under 'w', 'h', 'd' are actual to the nearest 1/6".
	42"		50" and 57" high lockers, 18.75" and 24" deep require ganging or counterweight for stability. See Locker Stability Requirements for details.
	15		All lockers 42" and 36" high may be used freestanding.
	24		All lockers 30" deep may be used freestanding.
	OS		
	S		
	(118)		

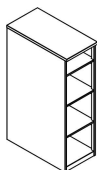
Lockers

Open with Shelves with Leveling Glides

15" Wide

Quoin

description	no.	h*	h	w	d	pattern no.	P1	P2	P3
		shelves							
Open with Shelves, 15"w x 30"d	1	36"	34 3/16"	15"	29 1/4"	VLG361530OSS	\$2,286.	\$2,401.	\$2,516.
	2	42"	41 1/2"	15"	29 1/4"	VLG421530OSS	\$2,641.	\$2,773.	\$2,903.
	3	50"	48 3/4"	15"	29 1/4"	VLG501530OSS	\$2,801.	\$2,941.	\$3,083.
	3	57"	56 1/16"	15"	29 1/4"	VLG571530OSS	\$2,968.	\$3,116.	\$3,264.



h* = nominal height


Order Information	Order Code	Specific Information	Application Notes
1. Base Pattern Number	Example: VLG421524OSS	All open lockers include adjustable height shelves in quantities indicated above. Shelves are factory installed. See Specification information for shelf positions and clearances.	Above listed lockers include a finished steel top. Lockers may be specified without a steel top for use with an individual or common laminate top, specified separately.
2. Paint Finish	VLG		To specify locker without top, substitute top option character with an "N" and deduct \$40 list (Example: VLG421224OSN).
See Finish Options page	42		
	15		
	24		
	OS	Lockers are designed to align with underside of Dividends Horizon panel top cap.	
	S	Lockers include (4) adjustable leveling glides.	Dimensions listed under 'w', 'h', 'd' are actual to the nearest 1/6".
	(118)		50" and 57" high lockers, 18.75" and 24" deep require ganging or counterweight for stability. See Locker Stability Requirements for details.
			All lockers 42" and 36" high may be used freestanding.
			All lockers 30" deep may be used freestanding.


Lockers

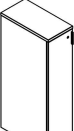
Full Door with Leveling Glides

12" Wide

Quoin

description	configuration	h*	h	w	d	pattern no.	P1	P2	P3
Full Height Door, 12"w x 15"d 	left hand	36"	34 3/16"	12"	15 13/16"	VLG361215FDLSSL	\$1,510.	\$1,587.	\$1,660.
	right hand	36"	34 3/16"	12"	15 13/16"	VLG361215FDRSSL	\$1,510.	\$1,587.	\$1,660.
	left hand	42"	41 1/2"	12"	15 13/16"	VLG421215FDLSSL	\$1,587.	\$1,665.	\$1,745.
	right hand	42"	41 1/2"	12"	15 13/16"	VLG421215FDRSSL	\$1,587.	\$1,665.	\$1,745.
	left hand	50"	48 3/4"	12"	15 13/16"	VLG501215FDLSSL	\$1,706.	\$1,792.	\$1,878.
	right hand	50"	48 3/4"	12"	15 13/16"	VLG501215FDRSSL	\$1,706.	\$1,792.	\$1,878.
	left hand	57"	56 1/16"	12"	15 13/16"	VLG571215FDLSSL	\$1,829.	\$1,918.	\$2,011.
	right hand	57"	56 1/16"	12"	15 13/16"	VLG571215FDRSSL	\$1,829.	\$1,918.	\$2,011.

Full Height Door, 12"w x 18"d (left hand shown) 	left hand	36"	34 3/16"	12"	18 13/16"	VLG361218FDLSSL	\$1,587.	\$1,665.	\$1,745.
	right hand	36"	34 3/16"	12"	18 13/16"	VLG361218FDRSSL	\$1,587.	\$1,665.	\$1,745.
	left hand	42"	41 1/2"	12"	18 13/16"	VLG421218FDLSSL	\$1,665.	\$1,747.	\$1,831.
	right hand	42"	41 1/2"	12"	18 13/16"	VLG421218FDRSSL	\$1,665.	\$1,747.	\$1,831.
	left hand	50"	48 3/4"	12"	18 13/16"	VLG501218FDLSSL	\$1,792.	\$1,882.	\$1,970.
	right hand	50"	48 3/4"	12"	18 13/16"	VLG501218FDRSSL	\$1,792.	\$1,882.	\$1,970.
	left hand	57"	56 1/16"	12"	18 13/16"	VLG571218FDLSSL	\$1,918.	\$2,014.	\$2,111.
	right hand	57"	56 1/16"	12"	18 13/16"	VLG571218FDRSSL	\$1,918.	\$2,014.	\$2,111.

Full Height Door, 12"w x 24"d (left hand shown) 	left hand	36"	34 3/16"	12"	23 1/4"	VLG361224FDLSSL	\$1,730.	\$1,817.	\$1,901.
	right hand	36"	34 3/16"	12"	23 1/4"	VLG361224FDRSSL	\$1,730.	\$1,817.	\$1,901.
	left hand	42"	41 1/2"	12"	23 1/4"	VLG421224FDLSSL	\$1,817.	\$1,908.	\$1,998.
	right hand	42"	41 1/2"	12"	23 1/4"	VLG421224FDRSSL	\$1,817.	\$1,908.	\$1,998.
	left hand	50"	48 3/4"	12"	23 1/4"	VLG501224FDLSSL	\$1,956.	\$2,056.	\$2,154.
	right hand	50"	48 3/4"	12"	23 1/4"	VLG501224FDRSSL	\$1,956.	\$2,056.	\$2,154.
	left hand	57"	56 1/16"	12"	23 1/4"	VLG571224FDLSSL	\$2,103.	\$2,209.	\$2,313.
	right hand	57"	56 1/16"	12"	23 1/4"	VLG571224FDRSSL	\$2,103.	\$2,209.	\$2,313.

h* = nominal height

Order Information	Order Code	Specific Information	Application Notes
1. Base Pattern Number	Example: VLG421224FDLSSL	All lockers 36" high and taller with hinged door include factory installed, dual-prong coat hook and one adjustable shelf installed in lowest shelf position. See Specification information for additional shelf positions.	Above listed lockers include a finished steel top. Lockers may be specified without a steel top for use with an individual or common laminate top, specified separately.
2. Lock option D = Digital Keypad Lock L = Cylinder Lock N = Non-locking R = RFID Lock	VLG 42 12 24 FDL		to specify locker without top, substitute top option character with an "N" and deduct \$40 list (Example: VLG421224FDLNSL).
3. Paint Finish See Finish Options page	S S	Above listed pattern numbers include standard cylinder lock. For additional lock options, substitute the final "L" of pattern number with: N = Non-Locking, deduct \$15 D = Digital Keypad lock, add \$605 R = RFID lock, add \$672 Example (VLG501224FDLSSN). R and D lock types are not available with Grommet pull option.	When specified non-locking, lock drilling is omitted from door front.
4. Pull style T = 5" Finger pull G = Rubber Grommet pull	(L) (118) (S)		Dimensions listed under 'w', 'h', 'd' are actual to the nearest 1/6".
5. Pull finish See Finish Options page	(T) (118)		50" and 57" high lockers, 15", 18" and 24" deep (nominal) require ganging or counterweight for stability. See Locker Stability Requirements for details.
6. Lock finish	(B)	Lockers with full door are available with soft close hinges. Specify Q hinge type, add \$75 list.	All lockers 42" and 36" high may be used freestanding. All lockers 30" deep may be used freestanding.

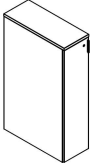
Lockers

Full Door with Leveling Glides

12" Wide

Quoin

description	configuration	h*	h	w	d	pattern no.	P1	P2	P3
Full Height Door, 12"w x 30"d (left hand shown)	left hand	36"	34 3/16"	12"	29 1/4"	VLG361230FDLSSL	\$1,944.	\$2,040.	\$2,138.
	right hand	36"	34 3/16"	12"	29 1/4"	VLG361230FDRSSL	\$1,944.	\$2,040.	\$2,138.
	left hand	42"	41 1/2"	12"	29 1/4"	VLG421230FDLSSL	\$2,040.	\$2,141.	\$2,243.
	right hand	42"	41 1/2"	12"	29 1/4"	VLG421230FDRSSL	\$2,040.	\$2,141.	\$2,243.
	left hand	50"	48 3/4"	12"	29 1/4"	VLG501230FDLSSL	\$2,207.	\$2,314.	\$2,427.
	right hand	50"	48 3/4"	12"	29 1/4"	VLG501230FDRSSL	\$2,207.	\$2,314.	\$2,427.
	left hand	57"	56 1/16"	12"	29 1/4"	VLG571230FDLSSL	\$2,373.	\$2,493.	\$2,611.
	right hand	57"	56 1/16"	12"	29 1/4"	VLG571230FDRSSL	\$2,373.	\$2,493.	\$2,611.



h* = nominal height

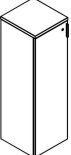
Order Information	Order Code	Specific Information	Application Notes
1. Base Pattern Number	Example: VLG421224FDLSSL	All lockers 36" high and taller with hinged door include factory installed, dual-prong coat hook and one adjustable shelf installed in lowest shelf position. See Specification information for additional shelf positions.	Above listed lockers include a finished steel top. Lockers may be specified without a steel top for use with an individual or common laminate top, specified separately.
2. Lock option	VLG		
D = Digital Keypad Lock	42		
L = Cylinder Lock	12		
N = Non-locking	24		
R = RFID Lock	FDL		
3. Paint Finish	S		
See Finish Options page	S		
4. Pull style	(L)		
T = 5" Finger pull	(118)		
G = Rubber Grommet pull	(S)		
5. Pull finish	(T)		
See Finish Options page	(118)		
6. Lock finish	(B)		
	Lock finish, Black		
		Above listed pattern numbers include standard cylinder lock. For additional lock options, substitute the final "L" of pattern number with: N = Non-Locking, deduct \$15 D = Digital Keypad lock, add \$605 R = RFID lock, add \$672 Example (VLG501224FDLSSN). R and D lock types are not available with Grommet pull option.	to specify locker without top, substitute top option character with an "N" and deduct \$40 list (Example: VLG421224FDLNSL).
		Programming and Manager Key(s) are required for D or R lock types, specified separately. See Digital Keypad and RFID lock specifications for details.	When specified non-locking, lock drilling is omitted from door front.
		Lockers with full door are available with soft close hinges. Specify Q hinge type, add \$75 list.	Dimensions listed under 'w', 'h', 'd' are actual to the nearest 1/6". 50" and 57" high lockers, 15", 18" and 24" deep (nominal) require ganging or counterweight for stability. See Locker Stability Requirements for details.
			All lockers 42" and 36" high may be used freestanding.
			All lockers 30" deep may be used freestanding.

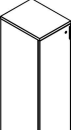
Lockers

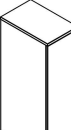
Full Door with Leveling Glides

15" Wide

Quoin

description	configuration	h*	h	w	d	pattern no.	P1	P2	P3
Full Height Door, 15"w x 15"d 	left hand	36"	34 3/16"	15"	15 13/16"	VLG361515FDLSSL	\$2,159.	\$2,267.	\$2,374.
	right hand	36"	34 3/16"	15"	15 13/16"	VLG361515FDRSSL	\$2,159.	\$2,267.	\$2,374.
	left hand	42"	41 1/2"	15"	15 13/16"	VLG421515FDLSSL	\$2,244.	\$2,357.	\$2,469.
	right hand	42"	41 1/2"	15"	15 13/16"	VLG421515FDRSSL	\$2,244.	\$2,357.	\$2,469.
	right hand	50"	48 3/4"	15"	15 13/16"	VLG501515FDLSSL	\$2,369.	\$2,485.	\$2,606.
	left hand	50"	48 3/4"	15"	15 13/16"	VLG501515FDRSSL	\$2,369.	\$2,485.	\$2,606.
	left hand	57"	56 1/16"	15"	15 13/16"	VLG571515FDLSSL	\$2,494.	\$2,618.	\$2,744.
	right hand	57"	56 1/16"	15"	15 13/16"	VLG571515FDRSSL	\$2,494.	\$2,618.	\$2,744.

Full Height Door, 15"w x 18"d (left hand shown) 	left hand	36"	34 3/16"	15"	18 13/16"	VLG361518FDLSSL	\$2,224.	\$2,335.	\$2,447.
	right hand	36"	34 3/16"	15"	18 13/16"	VLG361518FDRSSL	\$2,224.	\$2,335.	\$2,447.
	left hand	42"	41 1/2"	15"	18 13/16"	VLG421518FDLSSL	\$2,313.	\$2,429.	\$2,544.
	right hand	42"	41 1/2"	15"	18 13/16"	VLG421518FDRSSL	\$2,313.	\$2,429.	\$2,544.
	left hand	50"	48 3/4"	15"	18 13/16"	VLG501518FDLSSL	\$2,438.	\$2,561.	\$2,684.
	right hand	50"	48 3/4"	15"	18 13/16"	VLG501518FDRSSL	\$2,438.	\$2,561.	\$2,684.
	left hand	57"	56 1/16"	15"	18 13/16"	VLG571518FDLSSL	\$2,568.	\$2,695.	\$2,825.
	right hand	57"	56 1/16"	15"	18 13/16"	VLG571518FDRSSL	\$2,568.	\$2,695.	\$2,825.

Full Height Door, 15"w x 24"d (left hand shown) 	left hand	36"	34 3/16"	15"	23 1/4"	VLG361524FDLSSL	\$2,370.	\$2,489.	\$2,609.
	right hand	36"	34 3/16"	15"	23 1/4"	VLG361524FDRSSL	\$2,370.	\$2,489.	\$2,609.
	left hand	42"	41 1/2"	15"	23 1/4"	VLG421524FDLSSL	\$2,465.	\$2,586.	\$2,711.
	right hand	42"	41 1/2"	15"	23 1/4"	VLG421524FDRSSL	\$2,465.	\$2,586.	\$2,711.
	left hand	50"	48 3/4"	15"	23 1/4"	VLG501524FDLSSL	\$2,606.	\$2,735.	\$2,867.
	right hand	50"	48 3/4"	15"	23 1/4"	VLG501524FDRSSL	\$2,606.	\$2,735.	\$2,867.
	left hand	57"	56 1/16"	15"	23 1/4"	VLG571524FDLSSL	\$2,752.	\$2,888.	\$3,027.
	right hand	57"	56 1/16"	15"	23 1/4"	VLG571524FDRSSL	\$2,752.	\$2,888.	\$3,027.

h* = nominal height

Order Information	Order Code	Specific Information	Application Notes
1. Base Pattern Number	Example: VLG421224FDLSSL	All lockers 36" high and taller with hinged door include factory installed, dual-prong coat hook and one adjustable shelf installed in lowest shelf position. See Specification information for additional shelf positions.	Above listed lockers include a finished steel top. Lockers may be specified without a steel top for use with an individual or common laminate top, specified separately.
2. Lock option	VLG Quoin, Locker with Glides		to specify locker without top, substitute top option character with an "N" and deduct \$40 list (Example: VLG421224FDLNSL).
D = Digital Keypad Lock	42 42" High		
L = Cylinder Lock	15 15" Wide		
N = Non-locking	24 24" Deep		
R = RFID Lock	FDL Full Door Left		
3. Paint Finish	S Steel Top	Above listed pattern numbers include standard cylinder lock. For additional lock options, substitute the final "L" of pattern number with:	When specified non-locking, lock drilling is omitted from door front.
See Finish Options page	S Steel Door	N = Non-Locking, deduct \$15	
4. Pull style	(L) Cylinder Lock	D = Digital Keypad lock, add \$605	
T = 5" Finger pull	(118) Paint Finish, Bright White	R = RFID lock, add \$672	
G = Rubber Grommet pull	(S) Standard Hinge	Example (VLG501224FDLSSN).	Dimensions listed under 'w', 'h', 'd' are actual to the nearest 1/6".
5. Pull finish	(T) Pull Style, 5" Finger pull	R and D lock types are not available with Grommet pull option.	50" and 57" high lockers, 15", 18" and 24" deep (nominal) require ganging or counterweight for stability. See Locker Stability Requirements for details.
See Finish Options page	(118) Pull Finish, Bright White		
6. Lock finish	(B) Lock finish, Black	Programming and Manager Key(s) are required for D or R lock types, specified separately. See Digital Keypad and RFID lock specifications for details.	All lockers 42" and 36" high may be used freestanding.
		Lockers with full door are available with soft close hinges. Specify Q hinge type, add \$75 list.	All lockers 30" deep may be used freestanding.

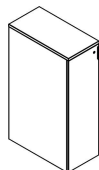
Lockers

Full Door with Leveling Glides

15" Wide

Quoin

description	configuration	h*	h	w	d	pattern no.	P1	P2	P3
Full Height Door, 15"w x 30"d (left hand shown)	left hand	36"	34 3/16"	15"	29 1/4"	VLG361530FDLSSL	\$2,584.	\$2,714.	\$2,841.
	right hand	36"	34 3/16"	15"	29 1/4"	VLG361530FDRSSL	\$2,584.	\$2,714.	\$2,841.
	left hand	42"	41 1/2"	15"	29 1/4"	VLG421530FDLSSL	\$2,688.	\$2,822.	\$2,956.
	right hand	42"	41 1/2"	15"	29 1/4"	VLG421530FDRSSL	\$2,688.	\$2,822.	\$2,956.
	left hand	50"	48 3/4"	15"	29 1/4"	VLG501530FDLSSL	\$2,853.	\$2,997.	\$3,141.
	right hand	50"	48 3/4"	15"	29 1/4"	VLG501530FDRSSL	\$2,853.	\$2,997.	\$3,141.
	left hand	57"	56 1/16"	15"	29 1/4"	VLG571530FDLSSL	\$3,023.	\$3,174.	\$3,324.
	right hand	57"	56 1/16"	15"	29 1/4"	VLG571530FDRSSL	\$3,023.	\$3,174.	\$3,324.



h* = nominal height

Order Information	Order Code	Specific Information	Application Notes
1. Base Pattern Number	Example: VLG421224FDLSSL	All lockers 36" high and taller with hinged door include factory installed, dual-prong coat hook and one adjustable shelf installed in lowest shelf position. See Specification information for additional shelf positions.	Above listed lockers include a finished steel top. Lockers may be specified without a steel top for use with an individual or common laminate top, specified separately.
2. Lock option	VLG Quoin, Locker with Glides		
D = Digital Keypad Lock	42 42" High		
L = Cylinder Lock	15 15" Wide		
N = Non-locking	24 24" Deep		
R = RFID Lock	FDL Full Door Left		
3. Paint Finish	S Steel Top		
See Finish Options page	S Steel Door		
4. Pull style	(L) Cylinder Lock		
T = 5" Finger pull	(118) Paint Finish, Bright White		
G = Rubber Grommet pull	(S) Standard Hinge		
5. Pull finish	(T) Pull Style, 5" Finger pull		
See Finish Options page	(118) Pull Finish, Bright White		
6. Lock finish	(B) Lock finish, Black		
		Above listed pattern numbers include standard cylinder lock. For additional lock options, substitute the final "L" of pattern number with: N = Non-Locking, deduct \$15 D = Digital Keypad lock, add \$605 R = RFID lock, add \$672 Example (VLG501224FDLSSN). R and D lock types are not available with Grommet pull option.	to specify locker without top, substitute top option character with an "N" and deduct \$40 list (Example: VLG421224FDLNSL).
		When specified non-locking, lock drilling is omitted from door front.	
		Dimensions listed under 'w', 'h', 'd' are actual to the nearest 1/6".	
		50" and 57" high lockers, 15", 18" and 24" deep (nominal) require ganging or counterweight for stability. See Locker Stability Requirements for details.	
		Programming and Manager Key(s) are required for D or R lock types, specified separately. See Digital Keypad and RFID lock specifications for details.	
		Lockers with full door are available with soft close hinges. Specify Q hinge type, add \$75 list.	
			All lockers 42" and 36" high may be used freestanding.
			All lockers 30" deep may be used freestanding.

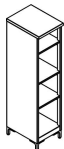
Lockers

Open with Shelves, for use with feet

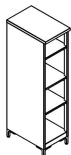
12" Wide

Quoin

description	no. shelves	elevation ht.	w	d	pattern no.	P1	P2	P3
Open with Shelves, 12"w x 15"d shown with foot kit, specified separately	1	36" 30 7/8"	12"	15 13/16"	VLF361215OSS	\$1,327.	\$1,395.	\$1,461.
	2	42" 38 3/16"	12"	15 13/16"	VLF421215OSS	\$1,397.	\$1,465.	\$1,536.
	3	50" 45 1/2"	12"	15 13/16"	VLF501215OSS	\$1,503.	\$1,579.	\$1,653.
	3	57" 52 13/16"	12"	15 13/16"	VLF571215OSS	\$1,612.	\$1,692.	\$1,771.



Open with Shelves, 12"w x 18"d shown with foot kit, specified separately	1	36" 30 7/8"	12"	18 13/16"	VLF361218OSS	\$1,397.	\$1,465.	\$1,536.
	2	42" 38 3/16"	12"	18 13/16"	VLF421218OSS	\$1,465.	\$1,538.	\$1,612.
	3	50" 45 1/2"	12"	18 13/16"	VLF501218OSS	\$1,579.	\$1,656.	\$1,737.
	3	57" 52 13/16"	12"	18 13/16"	VLF571218OSS	\$1,692.	\$1,779.	\$1,861.



h* = nominal height

Order Information	Order Code	Specific Information	Application Notes
1. Base Pattern Number 2. Paint Finish See Finish Options page	Example: VLF421224OSS VLF Quoin, for Feet 42 42" High 12 12" Wide 24 24" Deep OS Open with shelves S Steel Top (118) PaintFinish, Bright White	Foot kits not included, must be specified separately and installed on site. All open lockers include adjustable height shelves in quantities indicated above. Shelves are factory installed. See Specification information for shelf positions and clearances. Lockers for use with feet are designed to align with underside of Dividends Horizon panel top cap with foot kits installed. Lockers for feet do not include leveling glides.	Above listed lockers include a finished steel top. Lockers may be specified without a steel top for use with an individual or common laminate top, specified separately. to specify locker without top, substitute top option character with an "N" and deduct \$40 list (Example: VLG421224OSN). Dimensions listed under 'w', 'h', 'd' are actual to the nearest 1/6". 50" and 57" high lockers, 15", 18" and 24" deep (nominal) require ganging or counterweight for stability. See Locker Stability Requirements for details. All lockers 42" and 36" high may be used freestanding. All lockers 30" deep may be used freestanding.

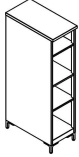
Lockers

Open with Shelves, for use with feet

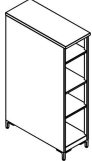
12" Wide

Quoin

description	no. shelves	elevation ht.	w	d	pattern no.	P1	P2	P3
Open with Shelves, 12"w x 24"d shown with foot kit, specified separately	1	36" 30 7/8"	12"	23 1/4"	VLF361224OSS	\$1,525.	\$1,600.	\$1,678.
	2	42" 38 3/16"	12"	23 1/4"	VLF421224OSS	\$1,600.	\$1,681.	\$1,759.
	3	50" 45 1/2"	12"	23 1/4"	VLF501224OSS	\$1,727.	\$1,811.	\$1,898.
	3	57" 52 13/16"	12"	23 1/4"	VLF571224OSS	\$1,856.	\$1,950.	\$2,043.



Open with Shelves, 12"w x 30"d shown with foot kit, specified separately	1	36" 30 7/8"	12"	29 1/4"	VLF361230OSS	\$1,714.	\$1,801.	\$1,885.
	2	42" 38 3/16"	12"	29 1/4"	VLF421230OSS	\$1,801.	\$1,890.	\$1,980.
	3	50" 45 1/2"	12"	29 1/4"	VLF501230OSS	\$1,949.	\$2,045.	\$2,144.
	3	57" 52 13/16"	12"	29 1/4"	VLF571230OSS	\$2,098.	\$2,204.	\$2,309.



h* = nominal height

Order Information	Order Code	Specific Information	Application Notes
1. Base Pattern Number	Example: VLF421224OSS	Foot kits not included, must be specified separately and installed on site.	Above listed lockers include a finished steel top. Lockers may be specified without a steel top for use with an individual or common laminate top, specified separately.
2. Paint Finish	VLF	All open lockers include adjustable height shelves in quantities indicated above. Shelves are factory installed. See Specification information for shelf positions and clearances.	to specify locker without top, substitute top option character with an "N" and deduct \$40 list (Example: VLG421224OSN).
See Finish Options page	42	Lockers for use with feet are designed to align with underside of Dividends Horizon panel top cap with foot kits installed.	Dimensions listed under 'w', 'h', 'd' are actual to the nearest 1/6".
	12	Lockers for feet do not include leveling glides.	50" and 57" high lockers, 15", 18" and 24" deep (nominal) require ganging or counterweight for stability. See Locker Stability Requirements for details.
	24		All lockers 42" and 36" high may be used freestanding.
	OS		All lockers 30" deep may be used freestanding.
	S		
	(118)		

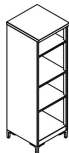
Lockers

Open with Shelves, for use with feet

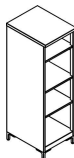
15" Wide

Quoin

description	no. shelves	elevation ht.	h	w	d	pattern no.	P1	P2	P3
Open with Shelves, 15"w x 15"d shown with foot kit, specified separately	1	30 7/8"	36"	15"	15 13/16"	VLF361515OSS	\$1,908.	\$2,001.	\$2,098.
	2	38 3/16"	42"	15"	15 13/16"	VLF421515OSS	\$1,985.	\$2,082.	\$2,184.
	3	45 1/2"	50"	15"	15 13/16"	VLF501515OSS	\$2,095.	\$2,200.	\$2,304.
	3	52 13/16"	57"	15"	15 13/16"	VLF571515OSS	\$2,208.	\$2,315.	\$2,428.



Open with Shelves, 15"w x 18"d shown with foot kit, specified separately	1	30 7/8"	36"	15"	18 13/16"	VLF361518OSS	\$1,966.	\$2,063.	\$2,160.
	2	38 3/16"	42"	15"	18 13/16"	VLF421518OSS	\$2,044.	\$2,146.	\$2,250.
	3	45 1/2"	50"	15"	18 13/16"	VLF501518OSS	\$2,158.	\$2,266.	\$2,373.
	3	52 13/16"	57"	15"	18 13/16"	VLF571518OSS	\$2,272.	\$2,386.	\$2,498.



h* = nominal height

Order Information	Order Code	Specific Information	Application Notes
1. Base Pattern Number 2. Paint Finish See Finish Options page	Example: VLF421524OSS VLF Quoin, for Feet 42 42" High 15 15" Wide 24 24" Deep OS Open with shelves S Steel Top (118) PaintFinish, Bright White	Foot kits not included, must be specified separately and installed on site. All open lockers include adjustable height shelves in quantities indicated above. Shelves are factory installed. See Specification information for shelf positions and clearances. Lockers for use with feet are designed to align with underside of Dividends Horizon panel top cap with foot kits installed. Lockers for feet do not include leveling glides.	Above listed lockers include a finished steel top. Lockers may be specified without a steel top for use with an individual or common laminate top, specified separately. to specify locker without top, substitute top option character with an "N" and deduct \$40 list (Example: VLG421224OSN). Dimensions listed under 'w', 'h', 'd' are actual to the nearest 1/6". 50" and 57" high lockers, 18.75" and 24" deep require ganging or counterweight for stability. See Locker Stability Requirements for details. All lockers 42" and 36" high may be used freestanding. All lockers 30" deep may be used freestanding.

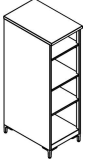
Lockers

Open with Shelves, for use with feet

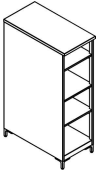
15" Wide

Quoin

description	no. shelves	elevation ht.	h	w	d	pattern no.	P1	P2	P3
Open with Shelves, 15"w x 24"d shown with foot kit, specified separately	1	30 7/8"	36"	15"	23 1/4"	VLF361524OSS	\$2,096.	\$2,201.	\$2,306.
	2	38 3/16"	42"	15"	23 1/4"	VLF421524OSS	\$2,179.	\$2,287.	\$2,398.
	3	45 1/2"	50"	15"	23 1/4"	VLF501524OSS	\$2,306.	\$2,421.	\$2,536.
	3	52 13/16"	57"	15"	23 1/4"	VLF571524OSS	\$2,436.	\$2,558.	\$2,681.



Open with Shelves, 15"w x 30"d shown with foot kit, specified separately	1	30 7/8"	36"	15"	29 1/4"	VLF361530OSS	\$2,286.	\$2,401.	\$2,516.
	2	38 3/16"	42"	15"	29 1/4"	VLF421530OSS	\$2,641.	\$2,773.	\$2,903.
	3	45 1/2"	50"	15"	29 1/4"	VLF501530OSS	\$2,801.	\$2,941.	\$3,083.
	3	52 13/16"	57"	15"	29 1/4"	VLF571530OSS	\$2,968.	\$3,116.	\$3,264.



h* = nominal height

Order Information	Order Code	Specific Information	Application Notes
1. Base Pattern Number 2. Paint Finish See Finish Options page	Example: VLF421524OSS VLF Quoin, for Feet 42 42" High 15 15" Wide 24 24" Deep OS Open with shelves S Steel Top (118) PaintFinish, Bright White	Foot kits not included, must be specified separately and installed on site. All open lockers include adjustable height shelves in quantities indicated above. Shelves are factory installed. See Specification information for shelf positions and clearances. Lockers for use with feet are designed to align with underside of Dividends Horizon panel top cap with foot kits installed. Lockers for feet do not include leveling glides.	Above listed lockers include a finished steel top. Lockers may be specified without a steel top for use with an individual or common laminate top, specified separately. to specify locker without top, substitute top option character with an "N" and deduct \$40 list (Example: VLG421224OSN). Dimensions listed under 'w', 'h', 'd' are actual to the nearest 1/6". 50" and 57" high lockers, 18.75" and 24" deep require ganging or counterweight for stability. See Locker Stability Requirements for details. All lockers 42" and 36" high may be used freestanding. All lockers 30" deep may be used freestanding.


Lockers

Full Door, for use with feet

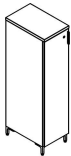
12" Wide

Quoin

description	config.	elevation ht. h	w	d	pattern no.	P1	P2	P3
Full Height Door, 12"w x 15"d (*Shown with feet, specified separately)	left hand	36" 30 7/8"	12"	15 13/16"	VLF361215FDLSSL	\$1,510.		\$1,660.
	right hand	36" 30 7/8"	12"	15 13/16"	VLF361215FDRSSL	\$1,510.		\$1,660.
	left hand	42" 38 3/16"	12"	15 13/16"	VLF421215FDLSSL	\$1,587.		\$1,745.
	right hand	42" 38 3/16"	12"	15 13/16"	VLF421215FDRSSL	\$1,587.		\$1,745.
	left hand	50" 45 1/2"	12"	15 13/16"	VLF501215FDLSSL	\$1,706.		\$1,878.
	right hand	50" 45 1/2"	12"	15 13/16"	VLF501215FDRSSL	\$1,706.		\$1,878.
	left hand	57" 52 13/16"	12"	15 13/16"	VLF571215FDLSSL	\$1,829.		\$2,011.
	right hand	57" 52 13/16"	12"	15 13/16"	VLF571215FDRSSL	\$1,829.		\$2,011.



Full Height Door, 12"w x 18"d (*Shown with feet, specified separately)	left hand	36" 30 7/8"	12"	18 13/16"	VLF361218FDLSSL	\$1,587.	\$1,665.	\$1,745.
	right hand	36" 30 7/8"	12"	18 13/16"	VLF361218FDRSSL	\$1,587.	\$1,665.	\$1,745.
	left hand	42" 38 3/16"	12"	18 13/16"	VLF421218FDLSSL	\$1,665.	\$1,747.	\$1,831.
	right hand	42" 38 3/16"	12"	18 13/16"	VLF421218FDRSSL	\$1,665.	\$1,747.	\$1,831.
	left hand	50" 45 1/2"	12"	18 13/16"	VLF501218FDLSSL	\$1,792.	\$1,882.	\$1,970.
	right hand	50" 45 1/2"	12"	18 13/16"	VLF501218FDRSSL	\$1,792.	\$1,882.	\$1,970.
	left hand	57" 52 13/16"	12"	18 13/16"	VLF571218FDLSSL	\$1,918.	\$2,014.	\$2,111.
	right hand	57" 52 13/16"	12"	18 13/16"	VLF571218FDRSSL	\$1,918.	\$2,014.	\$2,111.



h* = nominal height

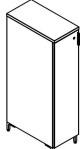
Order Information	Order Code	Specific Information	Application Notes
1. Base Pattern Number	Example: VLF421224FDLSSL	Foot kits not included, must be specified separately and installed on site.	Above listed lockers include a finished steel top. Lockers may be specified without a steel top for use with an individual or common laminate top, specified separately.
2. Lock option D = Digital Keypad Lock L = Cylinder Lock N = Non-locking R = RFID Lock	VLF 42 12 24 FDL	All lockers 36" high and taller with hinged door include factory installed, dual-prong coat hook and one adjustable shelf installed in lowest shelf position. See Specification information for additional shelf positions.	to specify locker without top, substitute top option character with an "N" and deduct \$40 list (Example: VLG421224FDLNSL).
3. Paint Finish See Finish Options page	S S		When specified non-locking, lock drilling is omitted from door front.
4. Pull style T = 5" Finger pull G = Rubber Grommet pull	(L) (118) (S)	Above listed pattern numbers include standard cylinder lock. For additional lock options, substitute the final "L" of pattern number with: N = Non-Locking, deduct \$15 D = Digital Keypad lock, add \$605 R = RFID lock, add \$672 Example (VLG501224FDLSSN).	Dimensions listed under 'w', 'h', 'd' are actual to the nearest 1/6".
5. Pull finish See Finish Options page	(T) (118)	R and D lock types are not available with Grommet pull option.	50" and 57" high lockers, 15", 18" and 24" deep (nominal) require ganging or counterweight for stability. See Locker Stability Requirements for details.
6. Lock finish	(B)	Lockers for feet do not include leveling glides. Lockers for use with feet are designed to align with underside of Dividends Horizon panel top cap with foot kits installed. Lockers with full door are available with soft close hinges. Specify Q hinge type, add \$75 list.	All lockers 42" and 36" high may be used freestanding. All lockers 30" deep may be used freestanding.

Lockers

Full Door, for use with feet

12" Wide

Quoin

description	config.	elevation ht. h	w	d	pattern no.	P1	P2	P3		
	Full Height Door, 12"w x 24"d	left hand	36"	30 7/8"	12"	23 1/4"	VLF361224FDLSSL	\$1,730.	\$1,817.	\$1,901.
		right hand	36"	30 7/8"	12"	23 1/4"	VLF361224FDRSSL	\$1,730.	\$1,817.	\$1,901.
		left hand	42"	38 3/16"	12"	23 1/4"	VLF421224FDLSSL	\$1,817.	\$1,908.	\$1,998.
		right hand	42"	38 3/16"	12"	23 1/4"	VLF421224FDRSSL	\$1,817.	\$1,908.	\$1,998.
		left hand	50"	45 1/2"	12"	23 1/4"	VLF501224FDLSSL	\$1,956.	\$2,056.	\$2,154.
		right hand	50"	45 1/2"	12"	23 1/4"	VLF501224FDRSSL	\$1,956.	\$2,056.	\$2,154.
		left hand	57"	52 13/16"	12"	23 1/4"	VLF571224FDLSSL	\$2,103.	\$2,209.	\$2,313.
		right hand	57"	52 13/16"	12"	23 1/4"	VLF571224FDRSSL	\$2,103.	\$2,209.	\$2,313.
*Shown with feet, specified separately										

	Full Height Door, 12"w x 30"d	left hand	36"	30 7/8"	12"	29 1/4"	VLFF361230FDLSSL	\$1,944.	\$2,040.	\$2,138.
		right hand	36"	30 7/8"	12"	29 1/4"	VLFF361230FDRSSL	\$1,944.	\$2,040.	\$2,138.
		left hand	42"	38 3/16"	12"	29 1/4"	VLFF421230FDLSSL	\$2,040.	\$2,141.	\$2,243.
		right hand	42"	38 3/16"	12"	29 1/4"	VLFF421230FDRSSL	\$2,040.	\$2,141.	\$2,243.
		left hand	50"	45 1/2"	12"	29 1/4"	VLFF501230FDLSSL	\$2,207.	\$2,314.	\$2,427.
		right hand	50"	45 1/2"	12"	29 1/4"	VLFF501230FDRSSL	\$2,207.	\$2,314.	\$2,427.
		left hand	57"	52 13/16"	12"	29 1/4"	VLFF571230FDLSSL	\$2,373.	\$2,493.	\$2,611.
		right hand	57"	52 13/16"	12"	29 1/4"	VLFF571230FDRSSL	\$2,373.	\$2,493.	\$2,611.
*Shown with feet, specified separately										

h* = nominal height


Order Information	Order Code	Specification Information	Application Notes
1. Base Pattern Number	Example: VLF421224FDLSSL	Foot kits not included, must be specified separately and installed on site.	Above listed lockers include a finished steel top. Lockers may be specified without a steel top for use with an individual or common laminate top, specified separately.
2. Lock option	VLF		
D = Digital Keypad Lock	42		
L = Cylinder Lock	12		
N = Non-locking	24		
R = RFID Lock	FDL		
3. Paint Finish	S		
See Finish Options page	S		
4. Pull style	(L)		
T = 5" Finger pull	(118)		
G = Rubber Grommet pull	(S)		
5. Pull finish	(T)		
See Finish Options page	(118)		
6. Lock finish	(B)		
		Lockers for feet do not include leveling glides.	All lockers 42" and 36" high may be used freestanding.
		Lockers for use with feet are designed to align with underside of Dividends Horizon panel top cap with foot kits installed.	All lockers 30" deep may be used freestanding.
		Lockers with full door are available with soft close hinges. Specify Q hinge type, add \$75 list.	

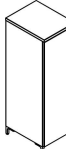
Lockers

Full Door, for use with feet

15" Wide

Quoin

description	config.	elevation ht. h	w	d	pattern no.	P1	P2	P3
 Full Height Door, 15"w x 15"d	left hand	36" 30 7/8"	15"	15 13/16"	VLf361515FDLSSL	\$2,159.	\$2,267.	\$2,374.
	right hand	36" 30 7/8"	15"	15 13/16"	VLf361515FDRSSL	\$2,159.	\$2,267.	\$2,374.
	left hand	42" 38 3/16"	15"	15 13/16"	VLf421515FDLSSL	\$2,244.	\$2,357.	\$2,469.
	right hand	42" 38 3/16"	15"	15 13/16"	VLf421515FDRSSL	\$2,244.	\$2,357.	\$2,469.
	right hand	50" 45 1/2"	15"	15 13/16"	VLf501515FDLSSL	\$2,369.	\$2,485.	\$2,606.
	left hand	50" 45 1/2"	15"	15 13/16"	VLf501515FDRSSL	\$2,369.	\$2,485.	\$2,606.
	left hand	57" 52 13/16"	15"	15 13/16"	VLf571515FDLSSL	\$2,494.	\$2,618.	\$2,744.
	right hand	57" 52 13/16"	15"	15 13/16"	VLf571515FDRSSL	\$2,494.	\$2,618.	\$2,744.
*Shown with feet, specified separately								

 Full Height Door, 15"w x 18"d	left hand	36" 30 7/8"	15"	18 13/16"	VLf361518FDLSSL	\$2,224.	\$2,335.	\$2,447.
	right hand	36" 30 7/8"	15"	18 13/16"	VLf361518FDRSSL	\$2,224.	\$2,335.	\$2,447.
	left hand	42" 38 3/16"	15"	18 13/16"	VLf421518FDLSSL	\$2,313.	\$2,429.	\$2,544.
	right hand	42" 38 3/16"	15"	18 13/16"	VLf421518FDRSSL	\$2,313.	\$2,429.	\$2,544.
	left hand	50" 45 1/2"	15"	18 13/16"	VLf501518FDLSSL	\$2,438.	\$2,561.	\$2,684.
	right hand	50" 45 1/2"	15"	18 13/16"	VLf501518FDRSSL	\$2,438.	\$2,561.	\$2,684.
	left hand	57" 52 13/16"	15"	18 13/16"	VLf571518FDLSSL	\$2,568.	\$2,695.	\$2,825.
	right hand	57" 52 13/16"	15"	18 13/16"	VLf571518FDRSSL	\$2,568.	\$2,695.	\$2,825.
*Shown with feet, specified separately								

h* = nominal height

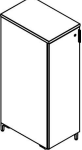
Order Information	Order Code	Specific Information	Application Notes
1. Base Pattern Number	Example: VLF421224FDLSSL	Foot kits not included, must be specified separately and installed on site.	Above listed lockers include a finished steel top. Lockers may be specified without a steel top for use with an individual or common laminate top, specified separately.
2. Lock option	VLF		
D = Digital Keypad Lock	42		
L = Cylinder Lock	15		
N = Non-locking	24		
R = RFID Lock	FDL		
3. Paint Finish	S		
See Finish Options page	S		
4. Pull style	(L)		
T = 5" Finger pull	(118)		
G = Rubber Grommet pull	(S)		
5. Pull finish	(T)		
See Finish Options page	(118)		
6. Lock finish	(B)		
		Lockers for feet do not include leveling glides.	All lockers 42" and 36" high may be used freestanding.
		Lockers for use with feet are designed to align with underside of Dividends Horizon panel top cap with foot kits installed.	All lockers 30" deep may be used freestanding.
		Lockers with full door are available with soft close hinges. Specify Q hinge type, add \$75 list.	

Lockers

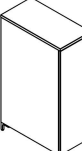
Full Door, for use with feet

15" Wide

Quoin

description	config.	elevation ht. h	w	d	pattern no.	P1	P2	P3
	left hand	36" 30 7/8"	15"	23 1/4"	VLF361524FDLSSL	\$2,370.	\$2,489.	\$2,609.
	right hand	36" 30 7/8"	15"	23 1/4"	VLF361524FDRSSL	\$2,370.	\$2,489.	\$2,609.
	left hand	42" 38 3/16"	15"	23 1/4"	VLF421524FDLSSL	\$2,465.	\$2,586.	\$2,711.
	right hand	42" 38 3/16"	15"	23 1/4"	VLF421524FDRSSL	\$2,465.	\$2,586.	\$2,711.
	left hand	50" 45 1/2"	15"	23 1/4"	VLF501524FDLSSL	\$2,606.	\$2,735.	\$2,867.
	right hand	50" 45 1/2"	15"	23 1/4"	VLF501524FDRSSL	\$2,606.	\$2,735.	\$2,867.
	left hand	57" 52 13/16"	15"	23 1/4"	VLF571524FDLSSL	\$2,752.	\$2,888.	\$3,027.
	right hand	57" 52 13/16"	15"	23 1/4"	VLF571524FDRSSL	\$2,752.	\$2,888.	\$3,027.

*Shown with feet, specified separately

	left hand	36" 30 7/8"	15"	29 1/4"	VLF361530FDLSSL	\$2,584.	\$2,714.	\$2,841.
	right hand	36" 30 7/8"	15"	29 1/4"	VLF361530FDRSSL	\$2,584.	\$2,714.	\$2,841.
	left hand	42" 38 3/16"	15"	29 1/4"	VLF421530FDLSSL	\$2,688.	\$2,822.	\$2,956.
	right hand	42" 38 3/16"	15"	29 1/4"	VLF421530FDRSSL	\$2,688.	\$2,822.	\$2,956.
	left hand	50" 45 1/2"	15"	29 1/4"	VLF501530FDLSSL	\$2,853.	\$2,997.	\$3,141.
	right hand	50" 45 1/2"	15"	29 1/4"	VLF501530FDRSSL	\$2,853.	\$2,997.	\$3,141.
	left hand	57" 52 13/16"	15"	29 1/4"	VLF571530FDLSSL	\$3,023.	\$3,174.	\$3,324.
	right hand	57" 52 13/16"	15"	29 1/4"	VLF571530FDRSSL	\$3,023.	\$3,174.	\$3,324.

*Shown with feet, specified separately

h* = nominal height

Order Information	Order Code	Specification Information	Application Notes
1. Base Pattern Number	Example: VLF421224FDLSSL	Foot kits not included, must be specified separately and installed on site.	Above listed lockers include a finished steel top. Lockers may be specified without a steel top for use with an individual or common laminate top, specified separately.
2. Lock option	VLF		
D = Digital Keypad Lock	42		
L = Cylinder Lock	15		
N = Non-locking	24		
R = RFID Lock	FDL		
3. Paint Finish	S		
See Finish Options page	S		
4. Pull style	(L)		
T = 5" Finger pull	(118)		
G = Rubber Grommet pull	(S)		
5. Pull finish	(T)		
See Finish Options page	(118)		
6. Lock finish	(B)		
	Lock finish, Black		
		Lockers for feet do not include leveling glides.	All lockers 42" and 36" high may be used freestanding.
		Lockers for use with feet are designed to align with underside of Dividends Horizon panel top cap with foot kits installed.	All lockers 30" deep may be used freestanding.
		Lockers with full door are available with soft close hinges. Specify Q hinge type, add \$75 list.	

Locker Tops

Laminate Tops For 15" deep Lockers

Quoin

description	type	w	d	h	pattern no.	L1	L2
Locker top, individual locker, 15" deep	individual locker top, 12" w	12"	15 7/8"	15/16"	VLTS1215L	\$326.	\$371.
	individual locker top, 15" w	14 15/16"	15 7/8"	15/16"	VLTS1515L	\$332.	\$380.

Order Information

1. Base Pattern Number
2. Laminate Finish
See Finish Options page
3. Edge band Finish

Order Code

Example: VLTC3618L
 VL Quoin, Locker
 C Common top, Single Run
 36 36" Wide
 18 18 7/8" Deep
 L Laminate
 118 Laminate finish, Bright White
 118 Edgeband finish, Bright White

Specific Information

Ganging kits (VARQ01, VARQ10 pattern numbers) are required for use with VLTC or VLTB common tops, specified separately.

Tops are designed to span a maximum of (8) lockers of uniformed width side-by-side, flush with no gap.

VLTB back-to-back tops are designed to be used over lockers of the same depth, positioned back-to-back flush with no gap.

Application Notes

For use with Quoin lockers with "no top" option only.

Hardware to attach laminate tops is included with each "no top" Quoin locker.


Common locker top design features a slight overhang on all 4 sides.

Some locker bank applications may require counterweight for stability. See Locker Stability Requirements for details. Counterweights must be specified separately if required.

Locker Tops

Laminate Tops For 15" deep Lockers

Quoin

description	type	w	d	h	pattern no.	L1	L2
Locker top, single run, 15" deep 	common top for (2) 12"w lockers	23 7/8"	15 7/8"	15/16"	VLTC2415L	\$332.	\$417.
	common top for (2) 15"w lockers	29 13/16"	15 7/8"	15/16"	VLTC3015L	\$356.	\$448.
	common top for (3) 12"w lockers	35 13/16"	15 7/8"	15/16"	VLTC3615L	\$380.	\$473.
	common top for (3) 15"w lockers	44 11/16"	15 7/8"	15/16"	VLTC4515L	\$417.	\$572.
	common top for (4) 12"w lockers	47 2/3"	15 7/8"	15/16"	VLTC4815L	\$436.	\$586.
	common top for (4) 15"w / (5) 12"w lockers	59 9/16"	15 7/8"	15/16"	VLTC6015L	\$485.	\$726.
	common top for (6) 12"w lockers	71 7/8"	15 7/8"	15/16"	VLTC7215L	\$520.	\$835.
	common top for (5) 15"w lockers	74 7/16"	15 7/8"	15/16"	VLTC7515L	\$558.	\$896.
	common top for (7) 12"w lockers	83 3/16"	15 7/8"	15/16"	VLTC8415L	\$602.	\$974.
	common top for (6) 15"w lockers	89 5/16"	15 7/8"	15/16"	VLTC9015L	\$665.	\$1,037.
	common top for (8) 12"w lockers	95 1/8"	15 7/8"	15/16"	VLTC9615L	\$734.	\$1,105.
	common top for (7) 15"w lockers	104 3/16"	15 7/8"	15/16"	VLTC10515L	\$813.	\$1,174.
	common top for (8) 15"w lockers	119 1/16"	15 7/8"	15/16"	VLTC12015L	\$904.	\$1,258.

Order Information

1. Base Pattern Number
2. Laminate Finish
See Finish Options page
3. Edge band Finish

Order Code

Example: VLTC3618L
VL Quoin, Locker
C Common top, Single Run
36 36" Wide
18 18 7/8" Deep
L Laminate
118 Laminate finish, Bright White
118 Edgeband finish, Bright White

Specific Information

Ganging kits (VARQ01, VARQ10 pattern numbers) are required for use with VLTC or VLTB common tops, specified separately.

Tops are designed to span a maximum of (8) lockers of uniformed width side-by-side, flush with no gap.

VLTB back-to-back tops are designed to be used over lockers of the same depth, positioned back-to-back flush with no gap.

Application Notes

For use with Quoin lockers with "no top" option only.

Hardware to attach laminate tops is included with each "no top" Quoin locker.

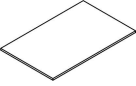
Common locker top design features a slight overhang on all 4 sides.

Some locker bank applications may require counterweight for stability. See Locker Stability Requirements for details. Counterweights must be specified separately if required.

Locker Tops

Laminate Tops For 15" deep Lockers

Quoin

description	type	w	d	h	pattern no.	L1	L2
Locker top, back-to-back run, 30" deep 	common top for (4) 12"w lockers	23 7/8"	31 11/16"	15/16"	VL TB2430L	\$437.	\$546.
	common top for (4) 15"w lockers	29 13/16"	31 11/16"	15/16"	VL TB3030L	\$512.	\$642.
	common top for (6) 12"w lockers	35 13/16"	31 11/16"	15/16"	VL TB3630L	\$581.	\$740.
	common top for (6) 15"w lockers	45 11/16"	31 11/16"	15/16"	VL TB4530L	\$686.	\$875.
	common top for (8) 12"w lockers	47 2/3"	31 11/16"	15/16"	VL TB4830L	\$727.	\$941.
	common top for (8) 15"w / (10) 12"w lockers	59 9/16"	31 11/16"	15/16"	VL TB6030L	\$886.	\$1,153.
	common top for (12) 12"w lockers	71 7/8"	31 11/16"	15/16"	VL TB7230L	\$1,052.	\$1,372.
	common top for (10) 15"w lockers	74 7/16"	31 11/16"	15/16"	VL TB7530L	\$1,101.	\$1,439.
	common top for (14) 12"w lockers	83 3/16"	31 11/16"	15/16"	VL TB8430L	\$1,202.	\$1,560.
	common top for (12) 15"w lockers	89 5/16"	31 11/16"	15/16"	VL TB9030L	\$1,300.	\$1,681.
	common top for (16) 12"w lockers	95 1/8"	31 11/16"	15/16"	VL TB9630L	\$1,422.	\$1,826.
	common top for (14) 15"w lockers	104 3/16"	31 11/16"	15/16"	VL TB10530L	\$1,528.	\$1,917.
	common top for (16) 15"w lockers	119 1/16"	31 11/16"	15/16"	VL TB12030L	\$1,656.	\$2,039.

Order Information

1. Base Pattern Number
2. Laminate Finish
See Finish Options page
3. Edge band Finish

Order Code

Example: VLTC3618L
VL Quoin, Locker
C Common top, Single Run
36 36" Wide
18 18 7/8" Deep
L Laminate
118 Laminate finish, Bright White
118 Edgeband finish, Bright White

Specific Information

Ganging kits (VARQ01, VARQ10 pattern numbers) are required for use with VLTC or VLTB common tops, specified separately.

Tops are designed to span a maximum of (8) lockers of uniformed width side-by-side, flush with no gap.

VLTB back-to-back tops are designed to be used over lockers of the same depth, positioned back-to-back flush with no gap.

Application Notes

For use with Quoin lockers with "no top" option only.

Hardware to attach laminate tops is included with each "no top" Quoin locker.

Common locker top design features a slight overhang on all 4 sides.

Some locker bank applications may require counterweight for stability. See Locker Stability Requirements for details. Counterweights must be specified separately if required.

Locker Tops

Laminate Tops For 18" deep Lockers

Quoin

description	type	w	d	h	pattern no.	L1	L2
Locker top, individual locker, 18" deep	individual locker top, 12" w	12"	18 7/8"	15/16"	VLTS1218L	\$332.	\$380.
	individual locker top, 15" w	14 15/16"	18 7/8"	15/16"	VLTS1518L	\$340.	\$386.

Order Information

1. Base Pattern Number
2. Laminate Finish
See Finish Options page
3. Edge band Finish

Order Code

Example: VLTC3618L
 VL Quoin, Locker
 C Common top, Single Run
 36 36" Wide
 18 18 7/8" Deep
 L Laminate
 118 Laminate finish, Bright White
 118 Edgeband finish, Bright White

Specific Information

Ganging kits (VARQ01, VARQ10 pattern numbers) are required for use with VLTC or VLTB common tops, specified separately.

Tops are designed to span a maximum of (8) lockers of uniformed width side-by-side, flush with no gap.

VLTB back-to-back tops are designed to be used over lockers of the same depth, positioned back-to-back flush with no gap.

Application Notes

For use with Quoin lockers with "no top" option only.

Hardware to attach laminate tops is included with each "no top" Quoin locker.


Common locker top design features a slight overhang on all 4 sides.

Some locker bank applications may require counterweight for stability. See Locker Stability Requirements for details. Counterweights must be specified separately if required.

Locker Tops

Laminate Tops For 18" deep Lockers

Quoin

description	type	w	d	h	pattern no.	L1	L2
Locker top, single run, 18" deep 	common top for (2) 12"w lockers	23 7/8"	18 7/8"	15/16"	VLTC2418L	\$340.	\$431.
	common top for (2) 15"w lockers	29 13/16"	18 7/8"	15/16"	VLTC3018L	\$361.	\$457.
	common top for (3) 12"w lockers	35 13/16"	18 7/8"	15/16"	VLTC3618L	\$380.	\$480.
	common top for (3) 15"w lockers	44 11/16"	18 7/8"	15/16"	VLTC4518L	\$424.	\$586.
	common top for (4) 12"w lockers	47 2/3"	18 7/8"	15/16"	VLTC4818L	\$436.	\$613.
	common top for (4) 15"w / (5) 12"w lockers	59 9/16"	18 7/8"	15/16"	VLTC6018L	\$534.	\$753.
	common top for (6) 12"w lockers	71 7/8"	18 7/8"	15/16"	VLTC7218L	\$639.	\$904.
	common top for (5) 15"w lockers	74 7/16"	18 7/8"	15/16"	VLTC7518L	\$679.	\$966.
	common top for (7) 12"w lockers	83 3/16"	18 7/8"	15/16"	VLTC8418L	\$746.	\$1,053.
	common top for (6) 15"w lockers	89 5/16"	18 7/8"	15/16"	VLTC9018L	\$788.	\$1,120.
	common top for (8) 12"w lockers	95 1/8"	18 7/8"	15/16"	VLTC9618L	\$841.	\$1,192.
	common top for (7) 15"w lockers	104 3/16"	18 7/8"	15/16"	VLTC10518L	\$881.	\$1,268.
	common top for (8) 15"w lockers	119 1/16"	18 7/8"	15/16"	VLTC12018L	\$933.	\$1,352.

Order Information

1. Base Pattern Number
2. Laminate Finish
See Finish Options page
3. Edge band Finish

Order Code

Example: VLTC3618L
VL Quoin, Locker
C Common top, Single Run
36 36" Wide
18 18 7/8" Deep
L Laminate
118 Laminate finish, Bright White
118 Edgeband finish, Bright White

Specific Information

Ganging kits (VARQ01, VARQ10 pattern numbers) are required for use with VLTC or VLTB common tops, specified separately.

Tops are designed to span a maximum of (8) lockers of uniform width side-by-side, flush with no gap.

VLTB back-to-back tops are designed to be used over lockers of the same depth, positioned back-to-back flush with no gap.

Application Notes

For use with Quoin lockers with "no top" option only.

Hardware to attach laminate tops is included with each "no top" Quoin locker.

Common locker top design features a slight overhang on all 4 sides.

Some locker bank applications may require counterweight for stability. See Locker Stability Requirements for details. Counterweights must be specified separately if required.

Locker Tops

Laminate Tops For 18" deep Lockers

Quoin

description	type	w	d	h	pattern no.	L1	L2
Locker top, back-to-back run, 38" deep 	common top for (4) 12"w lockers	23 7/8"	37 2/3"	15/16"	VL TB2438L	\$572.	\$669.
	common top for (4) 15"w lockers	29 13/16"	37 2/3"	15/16"	VL TB3038L	\$726.	\$818.
	common top for (6) 12"w lockers	35 13/16"	37 2/3"	15/16"	VL TB3638L	\$844.	\$994.
	common top for (6) 15"w lockers	44 11/16"	37 2/3"	15/16"	VL TB4538L	\$974.	\$1,143.
	common top for (8) 12"w lockers	47 2/3"	37 2/3"	15/16"	VL TB4838L	\$1,055.	\$1,254.
	common top for (8) 15"w / (10) 12"w lockers	59 9/16"	37 2/3"	15/16"	VL TB6038L	\$1,277.	\$1,525.
	common top for (12) 12"w lockers	71 7/8"	37 2/3"	15/16"	VL TB7238L	\$1,500.	\$1,801.
	common top for (10) 15"w lockers	74 7/16"	37 2/3"	15/16"	VL TB7538L	\$1,567.	\$1,877.
	common top for (14) 12"w lockers	83 3/16"	37 2/3"	15/16"	VL TB8438L	\$1,701.	\$2,011.
	common top for (12) 15"w lockers	89 5/16"	37 2/3"	15/16"	VL TB9038L	\$1,861.	\$2,196.
	common top for (16) 12"w lockers	95 1/8"	37 2/3"	15/16"	VL TB9638L	\$2,070.	\$2,418.
	common top for (14) 15"w lockers	104 3/16"	37 2/3"	15/16"	VL TB10538L	\$2,242.	\$2,567.
	common top for (16) 15"w lockers	119 1/16"	37 2/3"	15/16"	VL TB12038L	\$2,472.	\$2,783.

Order Information

1. Base Pattern Number
2. Laminate Finish
See Finish Options page
3. Edge band Finish

Order Code

Example: VLTC3618L
VL Quoin, Locker
C Common top, Single Run
36 36" Wide
18 18 7/8" Deep
L Laminate
118 Laminate finish, Bright White
118 Edgeband finish, Bright White

Specific Information

Ganging kits (VARQ01, VARQ10 pattern numbers) are required for use with VLTC or VLTB common tops, specified separately.

Tops are designed to span a maximum of (8) lockers of uniform width side-by-side, flush with no gap.

VLTB back-to-back tops are designed to be used over lockers of the same depth, positioned back-to-back flush with no gap.

Application Notes

For use with Quoin lockers with "no top" option only.

Hardware to attach laminate tops is included with each "no top" Quoin locker.

Common locker top design features a slight overhang on all 4 sides.

Some locker bank applications may require counterweight for stability. See Locker Stability Requirements for details. Counterweights must be specified separately if required.

Locker Tops

Laminate Tops For 24" deep Lockers

Quoin

description	type	w	d	h	pattern no.	L1	L2
Locker top, individual locker, 24" deep	individual locker top, 12" w	12"	23 1/4"	15/16"	VLTS1224L	\$340.	\$386.
	individual locker top, 15" w	14 15/16"	23 1/4"	15/16"	VLTS1524L	\$347.	\$395.

Order Information

1. Base Pattern Number
2. Laminate Finish
See Finish Options page
3. Edge band Finish

Order Code

Example: VLTC3618L
 VL Quoin, Locker
 C Common top, Single Run
 36 36" Wide
 18 18 7/8" Deep
 L Laminate
 118 Laminate finish, Bright White
 118 Edgeband finish, Bright White

Specific Information

Ganging kits (VARQ01, VARQ10 pattern numbers) are required for use with VLTC or VLTB common tops, specified separately.

Tops are designed to span a maximum of (8) lockers of uniformed width side-by-side, flush with no gap.

VLTB back-to-back tops are designed to be used over lockers of the same depth, positioned back-to-back flush with no gap.

Application Notes

For use with Quoin lockers with "no top" option only.

Hardware to attach laminate tops is included with each "no top" Quoin locker.

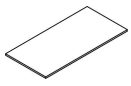
Common locker top design features a slight overhang on all 4 sides.

Some locker bank applications may require counterweight for stability. See Locker Stability Requirements for details. Counterweights must be specified separately if required.

Locker Tops

Laminate Tops For 24" deep Lockers

Quoin

description	type	w	d	h	pattern no.	L1	L2
Locker top, single run, 24" deep 	common top for (2) 12"w lockers	23 7/8"	23 1/4"	15/16"	VLTC2424L	\$347.	\$462.
	common top for (2) 15"w lockers	29 13/16"	23 1/4"	15/16"	VLTC3024L	\$371.	\$525.
	common top for (2) 15"w lockers	35 13/16"	23 1/4"	15/16"	VLTC3624L	\$403.	\$571.
	common top for (3) 15"w lockers	44 11/16"	23 1/4"	15/16"	VLTC4524L	\$497.	\$697.
	common top for (4) 12"w lockers	47 2/3"	23 1/4"	15/16"	VLTC4824L	\$510.	\$734.
	common top for (4) 15"w / (5) 12"w lockers	59 9/16"	23 1/4"	15/16"	VLTC6024L	\$625.	\$905.
	common top for (6) 12"w lockers	71 7/8"	23 1/4"	15/16"	VLTC7224L	\$751.	\$1,083.
	common top for (5) 15"w lockers	74 7/16"	23 1/4"	15/16"	VLTC7524L	\$788.	\$1,143.
	common top for (7) 12"w lockers	83 3/16"	23 1/4"	15/16"	VLTC8424L	\$870.	\$1,263.
	common top for (6) 15"w lockers	89 5/16"	23 1/4"	15/16"	VLTC9024L	\$927.	\$1,338.
	common top for (8) 12"w lockers	95 1/8"	23 1/4"	15/16"	VLTC9624L	\$988.	\$1,435.
	common top for (7) 15"w lockers	104 3/16"	23 1/4"	15/16"	VLTC10524L	\$1,052.	\$1,484.
	common top for (8) 15"w lockers	119 1/16"	23 1/4"	15/16"	VLTC12024L	\$1,114.	\$1,542.

Order Information

1. Base Pattern Number
2. Laminate Finish
See Finish Options page
3. Edge band Finish

Order Code

Example: VLTC3618L
 VL Quoin, Locker
 C Common top, Single Run
 36 36" Wide
 18 18 7/8" Deep
 L Laminate
 118 Laminate finish, Bright White
 118 Edgeband finish, Bright White

Specific Information

Ganging kits (VARQ01, VARQ10 pattern numbers) are required for use with VLTC or VLTB common tops, specified separately.

Tops are designed to span a maximum of (8) lockers of uniform width side-by-side, flush with no gap.

VLTB back-to-back tops are designed to be used over lockers of the same depth, positioned back-to-back flush with no gap.

Application Notes

For use with Quoin lockers with "no top" option only.

Hardware to attach laminate tops is included with each "no top" Quoin locker.

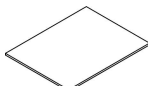
Common locker top design features a slight overhang on all 4 sides.

Some locker bank applications may require counterweight for stability. See Locker Stability Requirements for details. Counterweights must be specified separately if required.

Locker Tops

Laminate Tops For 24" deep Lockers

Quoin

description	type	w	d	h	pattern no.	L1	L2
Locker top, back-to-back, 48" deep 	common top for (4) 12"w lockers	23 7/8"	46 1/2"	15/16"	VL TB2448L	\$648.	\$767.
	common top for (4) 15"w lockers	29 13/16"	46 1/2"	15/16"	VL TB3048L	\$803.	\$933.
	common top for (6) 12"w lockers	35 13/16"	46 1/2"	15/16"	VL TB3648L	\$962.	\$1,142.
	common top for (6) 15"w lockers	44 11/16"	46 1/2"	15/16"	VL TB4548L	\$1,129.	\$1,345.
	common top for (8) 12"w lockers	47 2/3"	46 1/2"	15/16"	VL TB4848L	\$1,202.	\$1,443.
	common top for (8) 15"w / (10) 12"w lockers	59 9/16"	46 1/2"	15/16"	VL TB6048L	\$1,462.	\$1,763.
	common top for (12) 12"w lockers	71 7/8"	46 1/2"	15/16"	VL TB7248L	\$1,729.	\$2,084.
	common top for (10) 15"w lockers	74 7/16"	46 1/2"	15/16"	VL TB7548L	\$1,855.	\$2,196.
	common top for (14) 12"w lockers	83 3/16"	46 1/2"	15/16"	VL TB8448L	\$2,124.	\$2,441.
	common top for (12) 15"w lockers	89 5/16"	46 1/2"	15/16"	VL TB9048L	\$2,225.	\$2,627.
	common top for (16) 12"w lockers	95 1/8"	46 1/2"	15/16"	VL TB9648L	\$2,365.	\$2,843.
	common top for (14) 15"w lockers	104 3/16"	46 1/2"	15/16"	VL TB10548L	\$2,503.	\$3,029.
	common top for (16) 15"w lockers	119 1/16"	46 1/2"	15/16"	VL TB12048L	\$2,673.	\$3,245.

Order Information

1. Base Pattern Number
2. Laminate Finish
See Finish Options page
3. Edge band Finish

Order Code

Example: VLTC3618L
 VL Quoin, Locker
 C Common top, Single Run
 36 36" Wide
 18 18 7/8" Deep
 L Laminate
 118 Laminate finish, Bright White
 118 Edgeband finish, Bright White

Specific Information

Ganging kits (VARQ01, VARQ10 pattern numbers) are required for use with VLTC or VLTB common tops, specified separately.

Tops are designed to span a maximum of (8) lockers of uniform width side-by-side, flush with no gap.

VLTB back-to-back tops are designed to be used over lockers of the same depth, positioned back-to-back flush with no gap.

Application Notes

For use with Quoin lockers with "no top" option only.

Hardware to attach laminate tops is included with each "no top" Quoin locker.

Common locker top design features a slight overhang on all 4 sides.

Some locker bank applications may require counterweight for stability. See Locker Stability Requirements for details. Counterweights must be specified separately if required.

Locker Tops

Laminate Tops For 30" deep Lockers

Quoin

description	type	w	d	h	pattern no.	L1	L2
Locker top, individual locker, 30" deep	individual locker top, 12" w	12"	29 1/4"	15/16"	VLTS1230L	\$347.	\$395.
	individual locker top, 15" w	14 15/16"	29 1/4"	15/16"	VLTS1530L	\$356.	\$411.

Order Information

1. Base Pattern Number
2. Laminate Finish
See Finish Options page
3. Edge band Finish

Order Code

Example: VLTC3618L
 VL Quoin, Locker
 C Common top, Single Run
 36 36" Wide
 18 18 7/8" Deep
 L Laminate
 118 Laminate finish, Bright White
 118 Edgeband finish, Bright White

Specific Information

Ganging kits (VARQ01, VARQ10 pattern numbers) are required for use with VLTC or VLTB common tops, specified separately.

Tops are designed to span a maximum of (8) lockers of uniformed width side-by-side, flush with no gap.

VLTB back-to-back tops are designed to be used over lockers of the same depth, positioned back-to-back flush with no gap.

Application Notes

For use with Quoin lockers with "no top" option only.

Hardware to attach laminate tops is included with each "no top" Quoin locker.

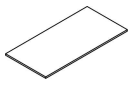
Common locker top design features a slight overhang on all 4 sides.

Some locker bank applications may require counterweight for stability. See Locker Stability Requirements for details. Counterweights must be specified separately if required.

Locker Tops

Laminate Tops For 30" deep Lockers

Quoin

description	type	w	d	h	pattern no.	L1	L2
Locker top, single run, 30" deep 	common top for (3) 15"w lockers	23 7/8"	29 1/4"	15/16"	VLTC2430L	\$437.	\$546.
	common top for (2) 15"w lockers	29 13/16"	29 1/4"	15/16"	VLTC3030L	\$512.	\$642.
	common top for (3) 12"w lockers	35 13/16"	29 1/4"	15/16"	VLTC3630L	\$581.	\$740.
	common top for (3) 15"w lockers	44 11/16"	29 1/4"	15/16"	VLTC4530L	\$686.	\$875.
	common top for (4) 12"w lockers	47 2/3"	29 1/4"	15/16"	VLTC4830L	\$727.	\$941.
	common top for (4) 15"w / (5) 12"w lockers	59 9/16"	29 1/4"	15/16"	VLTC6030L	\$886.	\$1,153.
	common top for (6) 12"w lockers	71 7/8"	29 1/4"	15/16"	VLTC7230L	\$1,052.	\$1,372.
	common top for (5) 15"w lockers	74 7/16"	29 1/4"	15/16"	VLTC7530L	\$1,101.	\$1,439.
	common top for (7) 12"w lockers	83 3/16"	29 1/4"	15/16"	VLTC8430L	\$1,202.	\$1,560.
	common top for (6) 15"w lockers	89 5/16"	29 1/4"	15/16"	VLTC9030L	\$1,300.	\$1,681.
	common top for (8) 12"w lockers	95 1/8"	29 1/4"	15/16"	VLTC9630L	\$1,422.	\$1,826.
	common top for (7) 15"w lockers	104 3/16"	29 1/4"	15/16"	VLTC10530L	\$1,528.	\$1,917.
	common top for (8) 15"w lockers	119 1/16"	29 1/4"	15/16"	VLTC12030L	\$1,656.	\$2,039.

Order Information

1. Base Pattern Number
2. Laminate Finish
See Finish Options page
3. Edge band Finish

Order Code

Example: VLTC3618L
 VL Quoin, Locker
 C Common top, Single Run
 36 36" Wide
 18 18 7/8" Deep
 L Laminate
 118 Laminate finish, Bright White
 118 Edgeband finish, Bright White

Specific Information

Ganging kits (VARQ01, VARQ10 pattern numbers) are required for use with VLTC or VLTB common tops, specified separately.

Tops are designed to span a maximum of (8) lockers of uniform width side-by-side, flush with no gap.

VLTB back-to-back tops are designed to be used over lockers of the same depth, positioned back-to-back flush with no gap.

Application Notes

For use with Quoin lockers with "no top" option only.

Hardware to attach laminate tops is included with each "no top" Quoin locker.

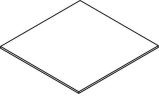
Common locker top design features a slight overhang on all 4 sides.

Some locker bank applications may require counterweight for stability. See Locker Stability Requirements for details. Counterweights must be specified separately if required.

Locker Tops

Laminate Tops For 30" deep Lockers

Quoin

description	type	w	d	h	pattern no.	L1	L2
Locker top, back-to-back, 60" deep 	common top for (4) 12"w lockers	23 7/8"	58 1/2"	15/16"	VL TB2460L	\$797.	\$881.
	common top for (4) 15"w lockers	29 13/16"	58 1/2"	15/16"	VL TB3060L	\$1,082.	\$1,114.
	common top for (6) 12"w lockers	35 13/16"	58 1/2"	15/16"	VL TB3660L	\$1,292.	\$1,420.
	common top for (6) 15"w lockers	44 11/16"	58 1/2"	15/16"	VL TB4560L	\$1,452.	\$1,592.
	common top for (8) 12"w lockers	47 2/3"	58 1/2"	15/16"	VL TB4860L	\$1,601.	\$1,772.
	common top for (8) 15"w / (10) 12"w lockers	59 9/16"	58 1/2"	15/16"	VL TB6060L	\$1,928.	\$2,141.
	common top for (12) 12"w lockers	71 7/8"	58 1/2"	15/16"	VL TB7260L	\$2,255.	\$2,518.
	common top for (10) 15"w lockers	74 7/16"	58 1/2"	15/16"	VL TB7560L	\$2,350.	\$2,612.
	common top for (14) 12"w lockers	83 3/16"	58 1/2"	15/16"	VL TB8460L	\$2,529.	\$2,756.
	common top for (12) 15"w lockers	89 5/16"	58 1/2"	15/16"	VL TB9060L	\$2,796.	\$3,053.
	common top for (16) 12"w lockers	95 1/8"	58 1/2"	15/16"	VL TB9660L	\$3,150.	\$3,399.
	common top for (14) 15"w lockers	104 3/16"	58 1/2"	15/16"	VL TB10560L	\$3,431.	\$3,649.
	common top for (16) 15"w lockers	119 1/16"	58 1/2"	15/16"	VL TB12060L	\$3,831.	\$4,018.

Order Information

1. Base Pattern Number
2. Laminate Finish
See Finish Options page
3. Edge band Finish

Order Code

Example: VLTC3618L
 VL Quoin, Locker
 C Common top, Single Run
 36 36" Wide
 18 18 7/8" Deep
 L Laminate
 118 Laminate finish, Bright White
 118 Edgeband finish, Bright White

Specific Information

Ganging kits (VARQ01, VARQ10 pattern numbers) are required for use with VLTC or VLTB common tops, specified separately.

Tops are designed to span a maximum of (8) lockers of uniform width side-by-side, flush with no gap.

VLTB back-to-back tops are designed to be used over lockers of the same depth, positioned back-to-back flush with no gap.

Application Notes

For use with Quoin lockers with "no top" option only.

Hardware to attach laminate tops is included with each "no top" Quoin locker.

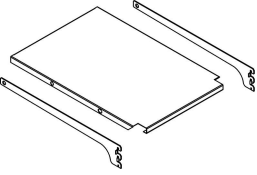
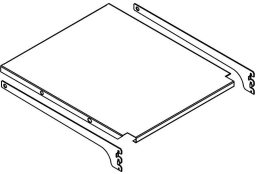
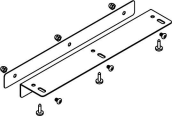
Common locker top design features a slight overhang on all 4 sides.

Some locker bank applications may require counterweight for stability. See Locker Stability Requirements for details. Counterweights must be specified separately if required.

Lockers Accessories

Shelf Kits and Worksurface Brackets

Quoin

description	type	w(nom.)	d(nom.)	pattern no.	P1	P2	P3
Locker shelf kits, 12" wide 	Single shelf kit	12"	15"	VALS121501	\$147.	\$154.	\$162.
	Bulk 10 shelf kit	12"	15"	VALS121510	\$1,298.	\$1,362.	\$1,431.
	Single shelf kit	12"	18"	VALS121801	\$154.	\$162.	\$170.
	Bulk 10 shelf kit	12"	18"	VALS121810	\$1,376.	\$1,445.	\$1,513.
	Single shelf kit	12"	24"	VALS122401	\$170.	\$179.	\$187.
	Bulk 10 shelf kit	12"	24"	VALS122410	\$1,546.	\$1,624.	\$1,701.
	Single shelf kit	12"	30"	VALS123001	\$193.	\$202.	\$214.
	Bulk 10 shelf kit	12"	30"	VALS123010	\$1,778.	\$1,867.	\$1,955.
Locker shelf kits, 15" wide 	Single shelf kit	15"	15"	VALS151501	\$162.	\$170.	\$179.
	Bulk 10 shelf kit	15"	15"	VALS151510	\$1,452.	\$1,527.	\$1,599.
	Single shelf kit	15"	18"	VALS151801	\$176.	\$187.	\$196.
	Bulk 10 shelf kit	15"	18"	VALS151810	\$1,608.	\$1,687.	\$1,768.
	Single shelf kit	15"	24"	VALS152401	\$198.	\$208.	\$217.
	Bulk 10 shelf kit	15"	24"	VALS152410	\$1,823.	\$1,916.	\$2,006.
	Single shelf kit	15"	30"	VALS153001	\$224.	\$237.	\$246.
	Bulk 10 shelf kit	15"	30"	VALS153010	\$2,087.	\$2,191.	\$2,297.
Locker Worksurface Mount Bracket 	Bracket for 18" deep locker		18"	VARWLB01	\$68.	\$72.	\$79.
	Bracket for 24" deep locker		24"	VARWLB02	\$86.	\$89.	\$95.
	Bracket for 30" deep locker		30"	VARWLB03	\$116.	\$122.	\$127.

Order Information

1. Base Pattern Number
2. Paint Finish
See Finish Options page

Order Code

Example: VALS121501
VA Quoin, Accessory
LS Locker Shelf
12 12" Wide
15 15" Deep
01 Single shelf kit
(118) Paint Finish, Bright White

Specification Information

Locker shelf kits are available in all core paint options to match or contrast locker units as desired.

All locker shelf kits include appropriate cantilever brackets for installation. When specified separately, shelf kits are field installed.

Locker worksurface mount brackets include a 2-piece bracket set and attachment hardware.

Worksurface mount bracket application requires visible bracket mounted within locker. Specifying bracket in finish to match locker case is recommended.

Application Notes

Lockers with full door include (1) adjustable shelf, standard. Open lockers without door include 1 to 3 shelves depending on locker height. Above shelf kits may be specified when additional shelves are required.

Locker shelves may only be installed in pre-determined locations. See specification information for shelf position details.

Locker worksurface mount brackets may be used to support one end of a fixed Dividends Horizon worksurface.

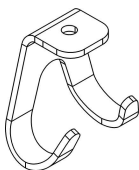
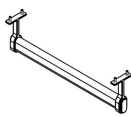
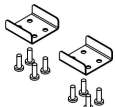

Worksurface mount bracket applications require locker and worksurface to be of uniform depth.

Worksurface mount bracket application satisfies locker stability requirements.

Worksurface mount bracket requires field drilling through locker side panel.

Lockers Accessories

Quoin

description	type	pattern no.	list
Dual Prong Coat Hook Kit	Top mount	VACHD01	\$56.
			
Locker Coat Rod Kit	for 12" wide locker	VACRTM12	\$116.
	for 15" wide locker	VACRTM15	\$132.
			
Panel Attachment Bracket	Left hand	VARDL01	\$58.
	Right hand	VARDR01	\$58.
Locker to Credenza Ganging Kit	Kit for single connection	VARQ01	\$80.
			
Locker to Locker Ganging Kit	Kit for single connection	VARQ01	\$68.
	Bulk kit, 10 connections	VARQ10	\$657.
			

Order Information

1. Base Pattern Number
2. Paint Finish
See Finish Options page

Order Code

VACHD01	Nickel plated
VARDR01	Black
VARDL01	Black
VARQ01	Galvanized steel
VACRTM12	Galvanized steel
VACRTM15	Chrome
	Chrome

Specification Information

Dual prong coat hook and coat rod kit includes hook with attachment screws for steel or laminate top.

Panel attachment bracket kits include 2 brackets designed to engage with Dividends Horizon panel providing additional stability to the locker. Specify one kit per locker to panel attachment.

Locker to credenza ganging kit includes 2 brackets and connection hardware allowing one locker to be connected to one credenza or Series 2 doublewide to provide additional stability to locker.

VARQ01 kits includes 2 brackets and connection hardware to join 2 Quoin lockers. VARQ10 includes 20 brackets and connection hardware required for 10 locker connections.

VARQ01 or VARQ10 must be specified when ganging lockers with VALTC.. or VALTB.. common laminate tops.

Application Notes

Lockers with full hinged door include one factory installed coat hook, standard. VACHD01 coat hook may be specified when additional hooks are required or for use within open lockers without door. When specified separately, coat hooks are field installed.

Full width locker coat rod kits accommodate clothing hangers as follows:
15" deep locker: will not accommodate clothing hangers
18" deep locker: accommodates hangers up to 17" wide
24-30" deep lockers: accommodate all standard or oversized clothing hangers up to 19" wide
When specified, locker coat rod is designed to replace coat hook, coat rod may not be used together with coat hook(s). Coat rods are field installed.

Handedness of panel attachment bracket set is determined by viewing locker from the front.

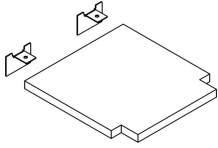
See locker specification information for specific stability recommendations.

Lockers Accessories

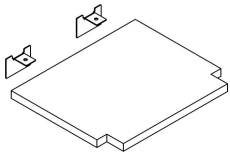
Counterweight Kits

Quoin

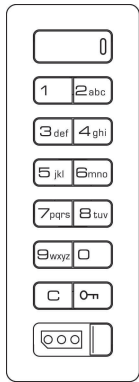
description	type	w	weight	pattern no.	list
Locker Counterweight Kit for 12" w Locker	15" deep locker	12"	10 lbs	VALCW1210	\$246.
	15" deep locker	12"	20 lbs	VALCW1220	\$411.
	18-30" deep locker	12"	12 lbs	VALCW1212	\$246.
	18-30" deep locker	12"	23 lbs	VALCW1223	\$411.



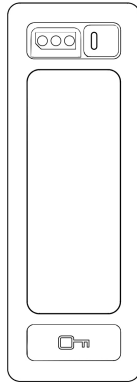
Locker Counterweight Kit for 15" w Locker	15" deep locker	13"	15 lbs	VALCW1513	\$288.
	15" deep locker	26"	15 lbs	VALCW1526	\$485.
	18-30" deep locker	15"	15 lbs	VALCW1515	\$288.
	18-30" deep locker	15"	30 lbs	VALCW1530	\$485.



Order Information	Order Code	Specific Information	Application Notes
1. Base Pattern Number	Example: VALCW1223 VA Quoin, Accessory LCW Locker Counterweight Kit 12 12" wide 23 23lbs.	Quoin lockers may require additional stability when used in freestanding applications. Stability may be provided by various ganging methods or with counterweight kit. See published specification information for stability guidelines. Counterweight kits are specified separately and field installed.	Counterweight kits include mounting hardware and brackets to install the counterweight plates. Locker counterweights are installed beneath the unit. Locker counterweight kits are intended for Quoin lockers and may not be used for Quoin credenzas.



Digital Keypad lock



RFID lock

Application

Quoin lockers with Digital Keypad or RFID lock options support applications where units are shared by multiple users providing a secure storage alternative to a standard key lock. This eliminates the use of a standard key which can easily be misplaced or taken offsite.

The Digital Keypad lock option requires input of a user-selected 4-digit code while the RFID lock operates when the user presents a compatible RFID card to the lock. To operate, the user must press the C or Key button depending on lock type, enter code or present RFID card, then press the Key button again to lock or unlock the unit.

If an RFID credential is lost or a code is forgotten, a Manager Key (specified separately) can be used to bypass the lost or forgotten credential and unlock the unit. In situations where a user is unable to operate the keypad or RFID reader, a User Key (specified separately) can be utilized to override code input or RFID requirement, allowing the lock to comply with ADA requirements.

Each installation site with Digital Keypad or RFID lock requires one Programming Key and at least one Manager Key, specified separately.

All Digital Keypad and RFID locks are shipped program-ready for Shared Use mode. Initial setup is required on-site prior to use. See Keyless Locking Guide for procedure details.

To operate in Shared Use mode, the user will select an unused unit, place their items within and follow the locking procedure. Once their items are retrieved, the lock will remain unlocked until it is locked by the next user. Locks may be converted to Assigned Use mode in which the lock remains locked until accessed by assigned user(s).

To convert an RFID lock to Assigned Use mode, an Assigned Use Reset Key must be used. Reset Key expires 6 weeks from date of order.

To convert Digital Keypad lock to Assigned Use mode, follow the sequence listed within the appropriate User Guide.

Specifications and Features

- Brushed Nickel finish
- Vertical body orientation
- Recessed-mount, factory installed
- All metal lock housing
- Automatic (motorized) 1/2" dead bolt
- Powered by 4 premium AA batteries (included)
- Duracell CopperTop or Energizer brand batteries required. Rechargeable batteries are not recommended.
- Shared Use Mode is default, locks may be converted to Assigned Use Mode
- Tamper guard
- Audible and visible usage indicators
- Lock can be bypassed with a Manager Key if code is forgotten, RFID credential is lost or in case of battery failure.
- LED usage indicator prompts the lock's LED to flash when the unit is locked, indicating the locker is in use. The default setting for this feature is ON, however the LED usage indicator can be turned off for Digital Keypad locks at any time by following the procedure listed in the user guide.
- Typical battery life is 3-5 years (based on length of usage). Turning the LED usage indicator feature off extends battery life.

Digital Keypad Lock

- Operated with a user-selected 4-digit code

To specify a locker or pedestal with a Digital Keypad lock, select "D" in the pattern number for the lock option. *Example: VLG421224FDLSS(D)* - Locker with full door 42H x 12W x 24D, steel door, steel top, **Digital Keypad lock**. When specified, Digital Keypad lock is factory installed. Instructions for programming are included.

RFID Lock

- Operated with a compatible RFID Card or employee badge.
- Knoll RFID locks operate on 13.56 MHz frequency with both iClass (ISO 15693) and Mifare (ISO 14443). Anchor RFID locks are not compatible with HID systems.

To specify a locker or pedestal with a RFID lock, select "R" in the pattern number for the lock option. *Example VLG421224FDLSS(R)* - Locker with full door 42H x 12W x 24D, steel door, steel top, **RFID lock**. When specified, RFID lock is factory installed. Instructions for programming are included.

User Key

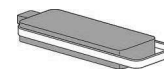
- User Keys allow ADA access to Digital Keypad or RFID locks for users unable to operate the keypad or RFID reader.
- User Keys are used by touching key to prongs of the lock to lock and unlock the unit.

Manager Key

- Manager Key is used to bypass a locked unit.
- Manager Keys are registered to locks using the Programming Key.
- Up to (6) Manager Keys may be registered to each lock. This allows the client to design a lock system that suits their management access requirements.
- Additional Manager Key(s) may be registered to a lock without erasing previously registered Manager Keys.
- Provides external power in case of battery failure.

Programming Key

- The Programming Key is a communication device used to initialize locks out of factory default mode and to register Manager Keys to the locks. It is used to transfer, but not store information.
- **Only one Programming Key should be specified per installation site. Multiple Programming Keys cannot be used in conjunction with each other.**
- Add-on or phased orders for Digital Keypad or RFID locks should be initialized and programmed using the original Programming Key.
- Used to turn on/off Digital Keypad lock features such as LED usage indicator and auto unlock.
- Provides external power in case of battery failure.
- If a programming key is lost, a Replacement Programming Key may be ordered but the original Programming Key will become obsolete.



programming key (yellow)



user key (black)



manager key (black)

Calculating the total number of manager keys

The Digital Keypad and RFID lock systems are flexible, allowing the client to choose the number of manager keys required. Solutions may range from simple to complex, depending on client needs. It may be helpful to create a chart to organize and calculate the number of manager keys required, similar to the examples shown below.

Considerations:

- If units will be located on different floors, consider ordering keys that can be registered to bypass all locks as a floor-specific "master key".
- If units will be located within different zones or areas, consider ordering keys that can be registered to locks within specific zones on each floor.
- If the client would like to create a "master key", one or more manager keys can be registered to all locks to act as a "master key".
- Only one Programming Key is required per site regardless of total number of locks or Manager Keys.

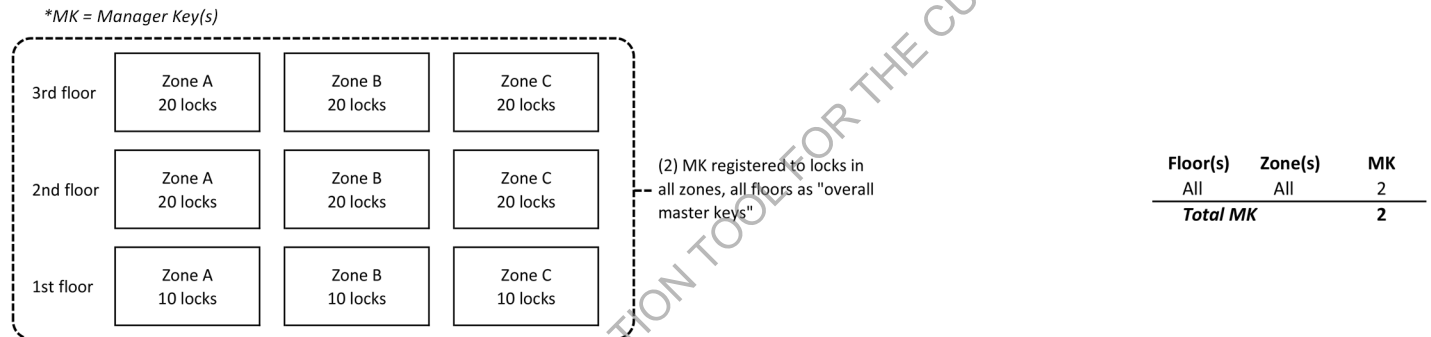
Manager key count examples

Sample project is a three story space, each floor is divided into three zones containing a varied number of lockers. Example 1 is a simple lock system showing two manager keys registered to all locks, regardless of floor or zone. Example 2 is a more complex solution showing manager keys registered to locks in a layered approach. At the lowest management level, keys are registered specific to zone, followed by keys that are floor-specific and at the top level, keys are registered to all locks to be used as overall master keys.

The manager key counts shown in the examples are sample numbers; the ratio of manager keys to the number of locks is decided by the client.

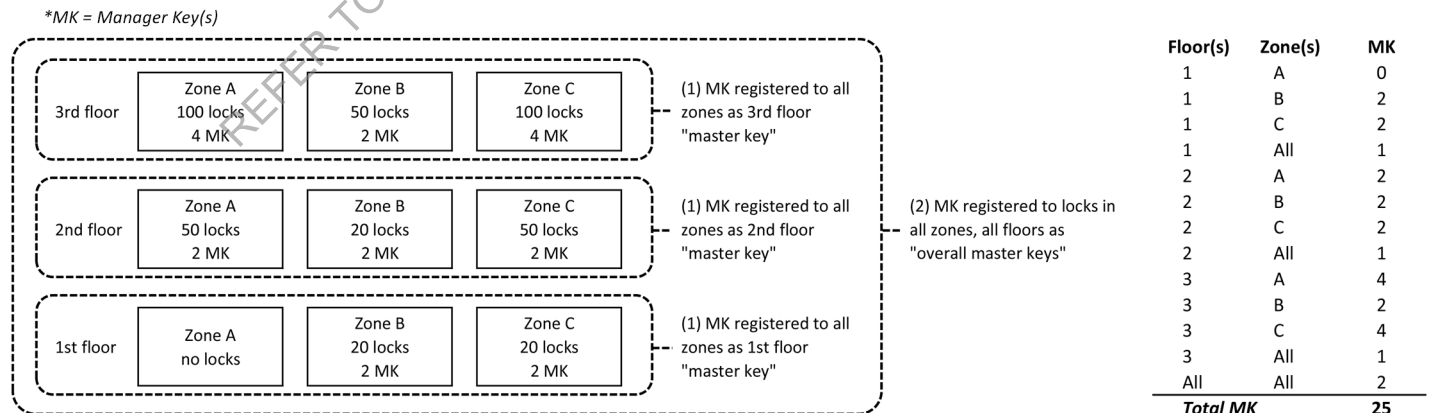
Example 1:

Two (2) manager keys registered to all locks throughout the space. No manager keys registered specific to floor or zone.



Example 2:

- Manager keys registered to all locks within each specific zone on each floor. Number of manager keys is decided by client. Once registered, these manager keys may be used to bypass any lock within that zone on that floor, but will not be able to bypass any of the other units.
- One (1) manager key for each floor registered to all locks in all zones on that floor, used as first, second and third floor "master keys".
- Two (2) manager keys registered to all locks, in all zones on all floors used as "overall master keys".



Keyless Locking Accessories

Quoin

description	finish	pattern no.	list
Manager Key for digital keypad and RFID lock	black	VADKEYM	\$297.
Programming Key for digital keypad and RFID lock	yellow	VADKEYP	\$407.
User Key for digital keypad and RFID lock	black	VADKEYU	\$132.
Reset Key, Shared Use Mode	yellow	VADKEYR	\$449.
Reset Key, Assigned Use Mode, Automatic Lock	yellow	VADKEYV	\$449.
Replacement Programming Key	yellow	VADKEYZ	\$449.

Order Information	Order Code	Specification Information	Application Notes
		<p>Programming and manager key(s) must be specified with digital keypad or RFID locks. See specification page for further details.</p> <p>User key is an optional key available for users who are unable to use a keypad or card reader function, allowing the lock to comply with ADA requirements. User key is not required to use digital keypad or RFID lock system.</p> <p>Reset key is an optional key when restoring lock to factory settings is desired. Using a reset key will erase all programming including programming key, manager key(s) and user credentials if applicable.</p>	<p>VADKEYR is used to reset any digital keypad or RFID lock to shared use mode.</p> <p>VADKEYV is used to reset digital keypad or RFID locks to assigned use mode.</p> <p>Reset key is required when converting RFID lock from standard shared use mode to assigned use mode.</p>

Alpha-Numeric Index

V2G221818OSL	25	VALCW1223	66	VLF281530OSN	35
V2G222418OSL	25	VALCW1513	66	VLF361215FDLSSL	48
V2G223018BFLSL	26	VALCW1515	66	VLF361215FDRSSL	48
V2G223018OSL	25	VALCW1526	66	VLF361215OSS	44
V2G223618BFLSL	26	VALCW1530	66	VLF361218FDLSSL	48
V2G223618O18O18L	25	VALS121501	64	VLF361218FDRSSL	48
V2G223618OSL	25	VALS121510	64	VLF361218OSS	44
V2G224218O24O18L	25	VALS121801	64	VLF361224FDLSSL	49
V2G224818B30O18LSL	26	VALS121810	64	VLF361224FDRSSL	49
V2G224818O24O24L	25	VALS122401	64	VLF361224OSS	45
V2G224818O30O18L	25	VALS122410	64	VLF361230FDLSSL	49
V2G225418B30O24LSL	26	VALS123001	64	VLF361230FDRSSL	49
V2G225418B36O18LSL	26	VALS123010	64	VLF361230OSS	45
V2G225418O30O24L	25	VALS151501	64	VLF361515FDLSSL	50
V2G225418O36O18L	25	VALS151510	64	VLF361515FDRSSL	50
V2G226018B30B30LSL	26	VALS151801	64	VLF361515OSS	46
V2G226018B30O30LSL	26	VALS151810	64	VLF361518FDLSSL	50
V2G226018B36O24LSL	26	VALS152401	64	VLF361518FDRSSL	50
V2G226018O30O30L	25	VALS152410	64	VLF361518OSS	46
V2G226018O36O24L	25	VALS153001	64	VLF361524FDLSSL	51
V2G226618B30O36LSL	26	VALS153010	64	VLF361524FDRSSL	51
V2G226618B36B30LSL	26	VAPFB1201	22	VLF361524OSS	47
V2G226618B36O30LSL	26	VAPFB1601	22	VLF361530FDLSSL	51
V2G226618O36O30L	25	VAPPT16C	22	VLF361530FDRSSL	51
V2G227218B36B36LSL	26	VAPPT16N	22	VLF361530OSS	47
V2G227218B36O36LSL	26	VARDL01	65	VLF421215FDLSSL	48
V2G227218O36O36L	25	VARDR01	65	VLF421215FDRSSL	48
VA2CW3015	29	VARQ01	65	VLF421215OSS	44
VA2CW3020	29	VARQ10	65	VLF421218FDLSSL	48
VA2CW3025	29	VARQ01	65	VLF421218FDRSSL	48
VA2CW3030	29	VARWLB01	64	VLF421218OSS	44
VA2CW3035	29	VARWLB02	64	VLF421224FDLSSL	49
VA2CW3040	29	VARWLB03	64	VLF421224FDRSSL	49
VA2CW3615	29	VCCT1818	27	VLF421224OSS	45
VA2CW3620	29	VCCT2418	27	VLF421230FDLSSL	49
VA2CW3625	29	VCCT3018	27	VLF421230FDRSSL	49
VA2CW3630	29	VCCT3618	27	VLF421230OSS	45
VA2CW3635	29	VCCT4218	27	VLF421515FDLSSL	50
VA2CW3640	29	VLF281215FDLNSL	34	VLF421515FDRSSL	50
VA2GB01	28	VLF281215FDRNSL	34	VLF421515OSS	46
VA2GB10	28	VLF281215OSN	34	VLF421518FDLSSL	50
VA2LX04	28	VLF281218FDLNSL	34	VLF421518FDRSSL	50
VA2LX100	28	VLF281218FDRNSL	34	VLF421518OSS	46
VA2LX20	28	VLF281218OSN	34	VLF421524FDLSSL	51
VACHD01	65	VLF281224FDLNSL	34	VLF421524FDRSSL	51
VACRTM12	65	VLF281224FDRNSL	34	VLF421524OSS	47
VACRTM15	65	VLF281224OSN	34	VLF421530FDLSSL	51
VACS22P	28	VLF281230FDLNSL	34	VLF421530FDRSSL	51
VADKEYM	69	VLF281230FDRNSL	34	VLF421530OSS	47
VADKEYP	69	VLF281230OSN	34	VLF501215FDLSSL	48
VADKEYR	69	VLF281515FDLNSL	35	VLF501215FDRSSL	48
VADKEYU	69	VLF281515FDRNSL	35	VLF501215OSS	44
VADKEYV	69	VLF281515OSN	35	VLF501218FDLSSL	48
VADKEYZ	69	VLF281518FDLNSL	35	VLF501218FDRSSL	48
VAFC04P	6	VLF281518FDRNSL	35	VLF501218OSS	44
VAFC40P	6	VLF281518OSN	35	VLF501224FDLSSL	49
VAFT02P	6	VLF281524FDLNSL	35	VLF501224FDRSSL	49
VAFT20P	6	VLF281524FDRNSL	35	VLF501224OSS	45
VALCW1210	66	VLF281524OSN	35	VLF501230FDLSSL	49
VALCW1212	66	VLF281530FDLNSL	35	VLF501230FDRSSL	49
VALCW1220	66	VLF281530FDRNSL	35	VLF501230OSS	45

Alpha-Numeric Index

VLF501515FDLSSL	50	VLG361215FDRSSL	40	VLG501515OSS	38
VLF501515FDRSSL	50	VLG361215OSS	36	VLG501518FDLSSL	42
VLF501515OSS	46	VLG361218FDLSSL	40	VLG501518FDRSSL	42
VLF501518FDLSSL	50	VLG361218FDRSSL	40	VLG501518OSS	38
VLF501518FDRSSL	50	VLG361218OSS	36	VLG501524FDLSSL	42
VLF501518OSS	46	VLG361224FDLSSL	40	VLG501524FDRSSL	42
VLF501524FDLSSL	51	VLG361224FDRSSL	40	VLG501524OSS	38
VLF501524FDRSSL	51	VLG361224OSS	36	VLG501530FDLSSL	43
VLF501524OSS	47	VLG361230FDLSSL	41	VLG501530FDRSSL	43
VLF501530FDLSSL	51	VLG361230FDRSSL	41	VLG501530OSS	39
VLF501530FDRSSL	51	VLG361230OSS	37	VLG571215FDLSSL	40
VLF501530OSS	47	VLG361515FDLSSL	42	VLG571215FDRSSL	40
VLF571215FDLSSL	48	VLG361515FDRSSL	42	VLG571215OSS	36
VLF571215FDRSSL	48	VLG361515OSS	38	VLG571218FDLSSL	40
VLF571215OSS	44	VLG361518FDLSSL	42	VLG571218FDRSSL	40
VLF571218FDLSSL	48	VLG361518FDRSSL	42	VLG571218OSS	36
VLF571218FDRSSL	48	VLG361518OSS	38	VLG571224FDLSSL	40
VLF571218OSS	44	VLG361524FDLSSL	42	VLG571224FDRSSL	40
VLF571224FDLSSL	49	VLG361524FDRSSL	42	VLG571224OSS	36
VLF571224FDRSSL	49	VLG361524OSS	38	VLG571230FDLSSL	41
VLF571224OSS	45	VLG361530FDLSSL	43	VLG571230FDRSSL	41
VLF571230FDLSSL	49	VLG361530FDRSSL	43	VLG571230OSS	37
VLF571230FDRSSL	49	VLG361530OSS	39	VLG571515FDLSSL	42
VLF571230OSS	45	VLG421215FDLSSL	40	VLG571515FDRSSL	42
VLF571515FDLSSL	50	VLG421215FDRSSL	40	VLG571515OSS	38
VLF571515FDRSSL	50	VLG421215OSS	36	VLG571518FDLSSL	42
VLF571515OSS	46	VLG421218FDLSSL	40	VLG571518FDRSSL	42
VLF571518FDLSSL	50	VLG421218FDRSSL	40	VLG571518OSS	38
VLF571518FDRSSL	50	VLG421218OSS	36	VLG571524FDLSSL	42
VLF571518OSS	46	VLG421224FDLSSL	40	VLG571524FDRSSL	42
VLF571524FDLSSL	51	VLG421224FDRSSL	40	VLG571524OSS	38
VLF571524FDRSSL	51	VLG421224OSS	36	VLG571530FDLSSL	43
VLF571524OSS	47	VLG421230FDLSSL	41	VLG571530FDRSSL	43
VLF571530FDLSSL	51	VLG421230FDRSSL	41	VLG571530OSS	39
VLF571530FDRSSL	51	VLG421230OSS	37	VLTB10530L	54
VLF571530OSS	47	VLG421515FDLSSL	42	VLTB10538L	57
VLG281215FDLNSL	32	VLG421515FDRSSL	42	VLTB10548L	60
VLG281215FDRNSL	32	VLG421515OSS	38	VLTB10560L	63
VLG281215OSN	32	VLG421518FDLSSL	42	VLTB12030L	54
VLG281218FDLNSL	32	VLG421518FDRSSL	42	VLTB12038L	57
VLG281218FDRNSL	32	VLG421518OSS	38	VLTB12048L	60
VLG281218OSN	32	VLG421524FDLSSL	42	VLTB12060L	63
VLG281224FDLNSL	32	VLG421524FDRSSL	42	VLTB2430L	54
VLG281224FDRNSL	32	VLG421524OSS	38	VLTB2438L	57
VLG281224OSN	32	VLG421530FDLSSL	43	VLTB2448L	60
VLG281230FDLNSL	32	VLG421530FDRSSL	43	VLTB2460L	63
VLG281230FDRNSL	32	VLG421530OSS	39	VLTB3030L	54
VLG281230OSN	32	VLG501215FDLSSL	40	VLTB3038L	57
VLG281515FDLNSL	33	VLG501215FDRSSL	40	VLTB3048L	60
VLG281515FDRNSL	33	VLG501215OSS	36	VLTB3060L	63
VLG281515OSN	33	VLG501218FDLSSL	40	VLTB3630L	54
VLG281518FDLNSL	33	VLG501218FDRSSL	40	VLTB3638L	57
VLG281518FDRNSL	33	VLG501218OSS	36	VLTB3648L	60
VLG281518OSN	33	VLG501224FDLSSL	40	VLTB3660L	63
VLG281524FDLNSL	33	VLG501224FDRSSL	40	VLTB4530L	54
VLG281524FDRNSL	33	VLG501224OSS	36	VLTB4538L	57
VLG281524OSN	33	VLG501230FDLSSL	41	VLTB4548L	60
VLG281530FDLNSL	33	VLG501230FDRSSL	41	VLTB4560L	63
VLG281530FDRNSL	33	VLG501230OSS	37	VLTB4830L	54
VLG281530OSN	33	VLG501515FDLSSL	42	VLTB4838L	57
VLG361215FDLSSL	40	VLG501515FDRSSL	42	VLTB4848L	60

Alpha-Numeric Index

VLTB4860L	63	VLTC7515L	53	VPM201518BFSSL	13
VLTB6030L	54	VLTC7518L	56	VPM201518FDLNSL	15
VLTB6038L	57	VLTC7524L	59	VPM201518FDLSSL	13
VLTB6048L	60	VLTC7530L	62	VPM201518FDRNSL	15
VLTB6060L	63	VLTC8415L	53	VPM201518FDRSSL	13
VLTB7230L	54	VLTC8418L	56	VPM201518OSN	15
VLTB7238L	57	VLTC8424L	59	VPM201518OSS	13
VLTB7248L	60	VLTC8430L	62	VPM201524BFNSL	15
VLTB7260L	63	VLTC9015L	53	VPM201524BFSSL	13
VLTB7530L	54	VLTC9018L	56	VPM201524FDLNSL	15
VLTB7538L	57	VLTC9024L	59	VPM201524FDLSSL	13
VLTB7548L	60	VLTC9030L	62	VPM201524FDRNSL	15
VLTB7560L	63	VLTC9615L	53	VPM201524FDRSSL	13
VLTB8430L	54	VLTC9618L	56	VPM201524OSN	15
VLTB8438L	57	VLTC9624L	59	VPM201524OSS	13
VLTB8448L	60	VLTC9630L	62	VPM261218BBFNSL	12
VLTB8460L	63	VLTS1215L	52	VPM261218BBFSSL	10
VLTB9030L	54	VLTS1218L	55	VPM261218FFNSL	12
VLTB9038L	57	VLTS1224L	58	VPM261218FFSSL	10
VLTB9048L	60	VLTS1230L	61	VPM261224BBFNSL	12
VLTB9060L	63	VLTS1515L	52	VPM261224BBFSSL	10
VLTB9630L	54	VLTS1518L	55	VPM261224FFNSL	12
VLTB9638L	57	VLTS1524L	58	VPM261224FFSSL	10
VLTB9648L	60	VLTS1530L	61	VPM261518BBFNSL	16
VLTB9660L	63	VPF281218DFCNSL	19	VPM261518BBFSSL	14
VLTC10515L	53	VPF281224DFCNSL	19	VPM261518FFNSL	16
VLTC10518L	56	VPF281230DFCNSL	19	VPM261518FFSSL	14
VLTC10524L	59	VPF281518DFCNSL	20	VPM261524BBFNSL	16
VLTC10530L	62	VPF281524DFCNSL	20	VPM261524BBFSSL	14
VLTC12015L	53	VPF281530DFCNSL	20	VPM261524FFNSL	16
VLTC12018L	56	VPG281218BBFCNSL	19	VPM261524FFSSL	14
VLTC12024L	59	VPG281218FFCNSL	19	VPMC1218	17
VLTC12030L	62	VPG281224BBFCNSL	19	VPMC1218	18
VLTC2415L	53	VPG281224FFCNSL	19	VPMC1224	17
VLTC2418L	56	VPG281230BBFCNSL	19	VPMC1224	18
VLTC2424L	59	VPG281230FFCNSL	19	VPMC1518	17
VLTC2430L	62	VPG281518BBFCNSL	20	VPMC1518	18
VLTC3015L	53	VPG281518FFCNSL	20	VPMC1524	17
VLTC3018L	56	VPG281524BBFCNSL	20	VPMC1524	18
VLTC3024L	59	VPG281524FFCNSL	20		
VLTC3030L	62	VPG281530BBFCNSL	20		
VLTC3615L	53	VPG281530FFCNSL	20		
VLTC3618L	56	VPG283018FFCNSL	21		
VLTC3624L	59	VPG283618FFCNSL	21		
VLTC3630L	62	VPM201218BFNSL	11		
VLTC4515L	53	VPM201218BFSSL	9		
VLTC4518L	56	VPM201218FDLNSL	11		
VLTC4524L	59	VPM201218FDLSSL	9		
VLTC4530L	62	VPM201218FDRNSL	11		
VLTC4815L	53	VPM201218FDRSSL	9		
VLTC4818L	56	VPM201218OSN	11		
VLTC4824L	59	VPM201218OSS	9		
VLTC4830L	62	VPM201224BFNSL	11		
VLTC6015L	53	VPM201224BFSSL	9		
VLTC6018L	56	VPM201224FDLNSL	11		
VLTC6024L	59	VPM201224FDLSSL	9		
VLTC6030L	62	VPM201224FDRNSL	11		
VLTC7215L	53	VPM201224FDRSSL	9		
VLTC7218L	56	VPM201224OSN	11		
VLTC7224L	59	VPM201224OSS	9		
VLTC7230L	62	VPM201518BFNSL	15		

Wall Mounting of Knoll Products

Wall Mounting Suggestions

The following information is provided only as a guide, and represents minimum recommendations only. Knoll does not accept responsibility for the attachment of any Knoll product to a Customer's site wall. Wall specification/construction is the responsibility of the Customer and its structural engineer/architect. Failure to properly attach Knoll products to adequate wall structures can lead to property damage and/or personal injury.

You should consult your own structural engineers and/or architects and must not rely on the information provided herein.

It is the responsibility of the Customer and its structural engineers/architects to verify that the permanent structural walls (studs, blocks, solid masonry, etc.) on which the Knoll products are intended to be mounted are designed appropriately to support the product weight, PLUS 3 lbs. per linear inch for each useable shelf length

NOTE: A cabinet's top is considered a "useable shelf" and MUST be included in the calculation of the total load for an overhead cabinet.

It is the responsibility of the Customer and its structural engineer/architects to specify the fasteners and method for attaching the Knoll supplied wall mounting cleat, bracket, frame, etc. to the supporting wall and to confirm that the installers have adhered to these specifications. For all local building standards and codes, and additional requirements (including, but not limited to, seismic conditions) the Customer should always consult local code agencies.

Wall Mounting of Knoll Products

		EXISTING CONSTRUCTION				
	NEW CONSTRUCTION	Cinder Block or Poured Concrete Masonry Wall	Wood Stud Wall, the studs being FULL HEIGHT to the roof/floor above	Wood Stud Wall, the studs being only Ceiling Height	Steel Stud Wall, the studs being FULL HEIGHT to the roof/floor above	Steel Stud Wall, the studs being only Ceiling Height
Stud Specification	Wood studs, grade #2 or better, 3 1/2" minimum width, OR Metal studs, minimum 25 gage thickness, 3 5/8" minimum width	The wall must be a minimum of 6" thick, and must be full height to the roof/floor structure above	Wood studs must be Grade #2, or better, 3 1/2" minimum width	Wood studs must be Grade #2, or better, 3 1/2" minimum width	Metal studs must be minimum 25 gage thickness, 3 5/8" minimum width	Metal studs must be minimum 25 gage thickness, 3 5/8" minimum width
Stud Centers	Metal and wood studs must be spaced at 16" c/c maximum	N/A	Wood studs must be spaced at 16" c/c maximum	Wood studs must be spaced at 16" c/c maximum	Metal studs must be spaced at 16" c/c maximum	Metal studs must be spaced at 16" c/c maximum
Stud Height	Metal and wood studs must extend upwards, and be securely attached to the roof/floor structure above			Wood studs must be braced above the ceiling, and be securely attached to the roof/floor structure above Affix #2 grade 'cap' across the top of the studs, then place diagonal studs from the top cap up to underside of the roof/floor structure above		Metal studs must be braced above the ceiling, and be securely attached to the roof/floor structure above Affix metal bracing 'cap' across the top of the studs, then place diagonal studs from the top cap up to underside of the roof / floor structure above
Mounting the Knoll Supplied Cleat, Bracket, Frame, etc*	Insert a 2" X 6" wood block, #2 grade or better, [or a Danback™ flexible wood backing system] horizontally between each of the studs to accommodate the full width of the cabinet, and beyond to the next stud. Fasten the wood block to each stud using three screws at the ends of each block. (Fasten the Danback™ as directed by the manufacturer) Fasten the Knoll supplied wall mounting cleat, bracket, frame, etc directly to each wood block every 6" For wall mounting structures that have a rectangular frame-like configuration: fasten the top horizontal element of the frame to the wood blocking every 6", and fasten the lower horizontal element to each wall stud, using one fastener per stud.	Fasten the Knoll supplied cabinet wall mounting cleat, bracket, frame, etc. directly to the masonry wall every 6" For wall mounting structures that have a rectangular frame-like configuration: fasten the top horizontal element of the frame to the wall every 6", and fasten the lower horizontal element to the wall every 16"	In the desired location of the cabinet mounting rail, remove an 8" high section of drywall the width of the cabinet, and beyond to the next stud. Insert a 2" X 6" wood block, #2 grade or better, horizontally between each of the exposed studs. Fasten the wood block to each stud using three screws at the ends of each block. Replace the drywall and repair as desired. Fasten the Knoll supplied wall mounting cleat, rail, frame, etc directly to the wood block every 6" For wall mounting structures that have a rectangular frame-like configuration: fasten the top horizontal element of the frame to the wood blocking every 6", and fasten the lower horizontal element to each wall stud, using one fastener per stud.	In the desired location of the cabinet mounting rail, remove an 8" high section of drywall the width of the cabinet, and beyond to the next stud. Insert a 2" X 6" wood block, #2 grade or better, horizontally between each of the exposed studs. Fasten the wood block to each stud using three screws at the ends of each block. Replace the drywall and repair as desired. Fasten the Knoll supplied wall mounting cleat, rail, frame, etc directly to the wood block every 6" For wall mounting structures that have a rectangular frame-like configuration: fasten the top horizontal element of the frame to the wood blocking every 6", and fasten the lower horizontal element to each wall stud, using one fastener per stud.	In the desired location of the cabinet mounting rail, remove an 8" high section of drywall the width of the cabinet, and beyond to the next stud. Insert a 2" X 6" wood block, #2 grade or better, [or a Danback™ flexible wood backing system] horizontally between each of the exposed studs. Fasten the wood block to each stud using three screws at the ends of each block. Replace the drywall and repair as desired. Fasten the Knoll supplied wall mounting cleat, rail, frame, etc directly to the wood block every 6" For wall mounting structures that have a rectangular frame-like configuration: fasten the top horizontal element of the frame to the wood blocking every 6", and fasten the lower horizontal element to each wall stud, using one fastener per stud.	In the desired location of the cabinet mounting rail, remove an 8" high section of drywall the width of the cabinet, and beyond to the next stud. Insert a 2" X 6" wood block, #2 grade or better, [or a Danback™ flexible wood backing system] horizontally between each of the exposed studs. Fasten the wood block to each stud using three screws at the ends of each block. Replace the drywall and repair as desired. Fasten the Knoll supplied wall mounting cleat, rail, frame, etc directly to the wood block every 6" For wall mounting structures that have a rectangular frame-like configuration: fasten the top horizontal element of the frame to the wood blocking every 6", and fasten the lower horizontal element to each wall stud, using one fastener per stud.
*Graham Wall Hung Shelf	The Graham Wall Hung Shelf Bracket (and others like it) requires full support behind the full height of the bracket This should be accomplished by insertion of additional 2"X 6" wood blocking between the studs as defined above	Fasten the Knoll supplied wall mounting brackets directly to the masonry wall, using the holes provided in each bracket	The Graham Wall Hung Shelf Bracket (and others like it) requires full support behind the full height of the bracket This should be accomplished by insertion of additional 2"X 6" wood blocking between the studs as defined above	The Graham Wall Hung Shelf Bracket (and others like it) requires full support behind the full height of the bracket This should be accomplished by insertion of additional 2"X 6" wood blocking between the studs as defined above	The Graham Wall Hung Shelf Bracket (and others like it) requires full support behind the full height of the bracket This should be accomplished by insertion of additional 2"X 6" wood blocking between the studs as defined above	The Graham Wall Hung Shelf Bracket (and others like it) requires full support behind the full height of the bracket This should be accomplished by insertion of additional 2"X 6" wood blocking between the studs as defined above
Fasten the Knoll supplied wall cleat with...	#10 x 2 1/2" Grabber Woodys Screws or equiv. @ 6" c/c, screwed directly into the wood blocking	3/16" x 3 1/2" Tapcon Masonry Screws or equiv. @ 6" c/c with 1-1/4" embedment, screwed directly into the masonry wall	#10 x 2 1/2" Grabber Woodys Screws or equiv. @ 6" c/c, screwed directly into the wood blocking	#10 x 2 1/2" Grabber Woodys Screws or equiv. @ 6" c/c, screwed directly into the wood blocking	#10 x 2 1/2" Grabber Woodys Screws or equiv. @ 6" c/c, screwed directly into the wood blocking	#10 x 2 1/2" Grabber Woodys Screws or equiv. @ 6" c/c, screwed directly into the wood blocking