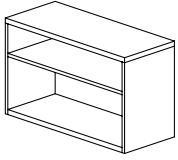


Anchor Storage

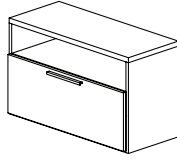
Statement of Line

Credenzas	1
Mobile Credenzas	2
Mobile Pedestals	3
Floorstanding Pedestals	4
Pedestal Accessories	5
Doublewide Pedestals	6
Stackers & Wall Mounted Overheads	7
Slide Out Towers & Accessories	8
Towers	9
Tower Accessories	10
Lockers	11
Workstation Lockers	12
Raised Credenzas	13
Raised Pedestals	14
Raised Lockers and Towers	15
Electrical	16

Credenzas

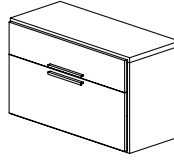


Open with Shelf
W: 18, 24, 30, 36, 42
D: 16, 20
H: 22



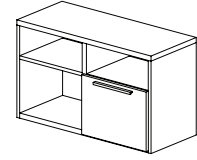
Open/File
W: 18, 24, 30, 36, 42
D: 16, 20
H: 22

Keyless Locking Available 30" w and larger

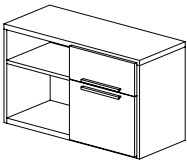


Box/File
W: 18, 24, 30, 36, 42
D: 16, 20
H: 22

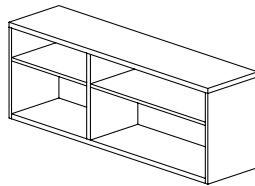
Keyless Locking Available 30" w and larger



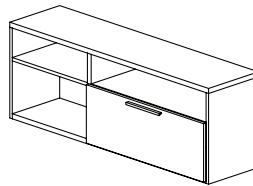
Open + Open File
W: 30, 36
D: 16, 20
H: 22



Open + Box/File
W: 30, 36
D: 16, 20
H: 22

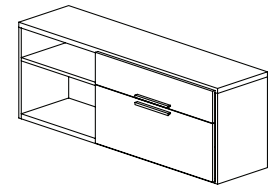


Open + Open
W: 48, 60, 72
D: 16, 20
H: 22



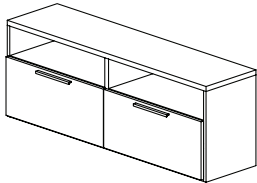
Open + Open/File
W: 48, 60, 72
D: 16, 20
H: 22

Keyless Locking Available



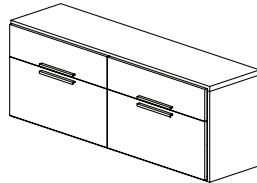
Open + Box/File
W: 48, 60, 72
D: 16, 20
H: 22

Keyless Locking Available



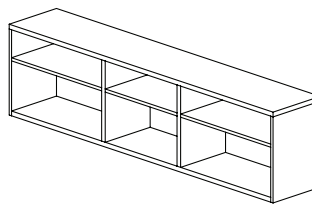
Open/File + Open/File
W: 60, 72, 84
D: 16, 20
H: 22

Keyless Locking Available

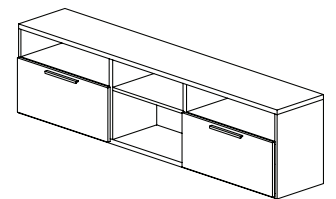


Box/File + Box/File
W: 60, 72, 84
D: 16, 20
H: 22

Keyless Locking Available

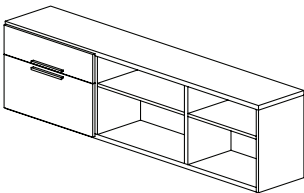


Open + Open + Open
W: 84
D: 16, 20
H: 22



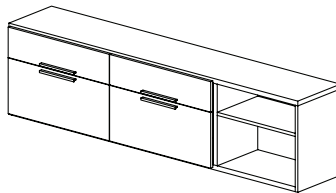
Open/File + Open + Open/File
W: 84
D: 16, 20
H: 22

Keyless Locking Available



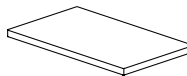
Box/File + Open + Open
W: 84
D: 16, 20
H: 22

Keyless Locking Available

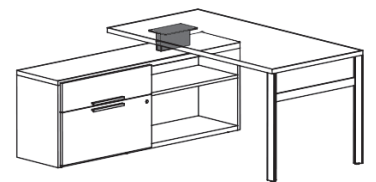


Box/File + Box/File + Open
W: 84
D: 16, 20
H: 22

Keyless Locking Available

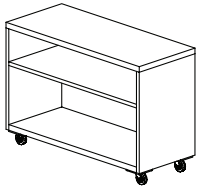


Credenza Cushion
W: 18, 24, 30, 36, 42
D: 14, 18, 22



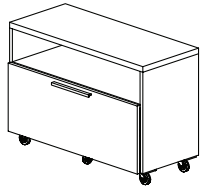
Credenza Spacer
Supports one end of worksurface
H: 5

Mobile Credenzas



Open with Shelf

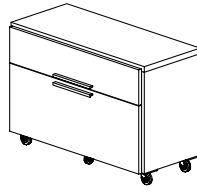
W: 18, 24, 30, 36, 42
D: 16, 20
H: 25



Open/File

W: 18, 24, 30, 36, 42
D: 16, 20
H: 25

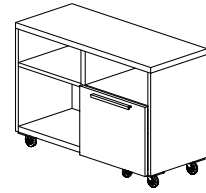
*Keyless Locking Available 30" w
and larger*



Box/File

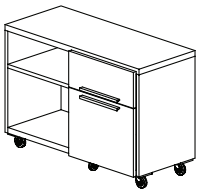
W: 18, 24, 30, 36, 42
D: 16, 20
H: 25

*Keyless Locking Available 30" w
and larger*



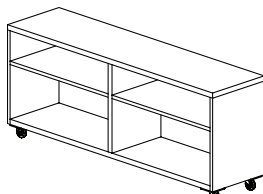
Open + Open/File

W: 30, 36
D: 16, 20
H: 25



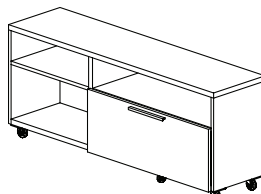
Open + Box/File

W: 30, 36
D: 16, 20
H: 25



Open + Open

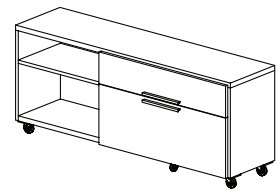
W: 48, 60, 72
D: 16, 20
H: 25



Open + Open/File

W: 48, 60, 72
D: 16, 20
H: 25

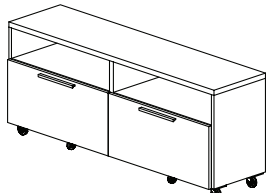
Keyless Locking Available



Open + Box/File

W: 48, 60, 72
D: 16, 20
H: 25

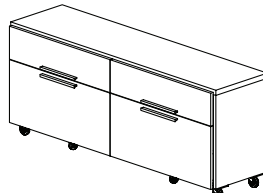
Keyless Locking Available



Open/File + Open/File

W: 60, 72
D: 16, 20
H: 25

Keyless Locking Available

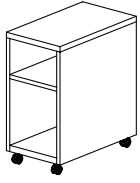


Box/File + Box/File

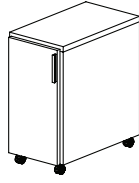
W: 60, 72
D: 16, 20
H: 22

Keyless Locking Available

Mobile Pedestals

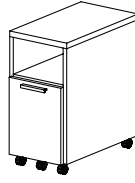


Open with Shelf
W: 12, 16
D: 20 ³/₄
H: 24

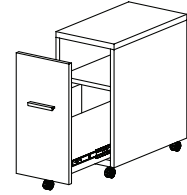


Full Door
W: 12, 16
D: 20 ³/₄
H: 24

Keyless Locking Available



Open/File
W: 12, 16
D: 20 ³/₄
H: 24

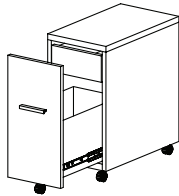


Concealed Shelf/File
W: 12, 16
D: 20 ³/₄
H: 24

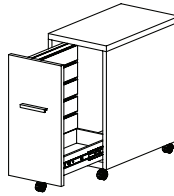
Keyless Locking Available



Box/File
W: 12, 16
D: 20 ³/₄
H: 24

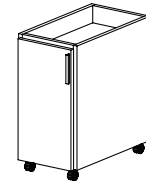


Recessed Box/File
W: 12, 16
D: 20 ³/₄
H: 24



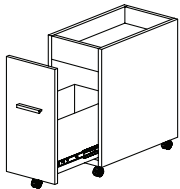
Slide Out
W: 12, 16
D: 20 ³/₄
H: 24

Keyless Locking Available



Tray Top/Hinged Door
W: 12, 16
D: 20 ³/₄
H: 24

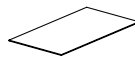
Keyless Locking Available



Tray Top/File Drawer
W: 12, 16
D: 20 ³/₄
H: 24

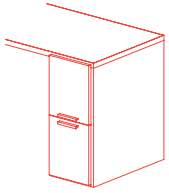


Pedestal Cushion
W: 12, 16
D: 20 ³/₄
H: 24

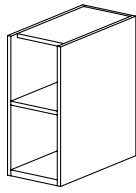


Liner for Tray Top Pedestals
W: 10 ⁷/₁₆, 14
D: 19 ⁷/₁₆
H: ¹/₁₆
Material: PET, Cork

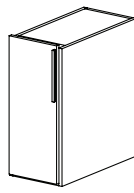
Floorstanding Pedestals



Floorstanding pedestals are designed to support a worksurface

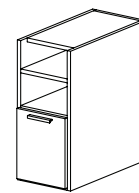


Open with Shelf
W: 12, 16
D: 24
H: 27

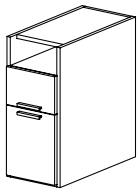


Full Door
W: 12, 16
D: 24
H: 27

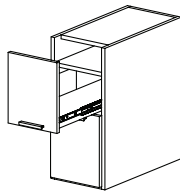
Keyless Locking Available



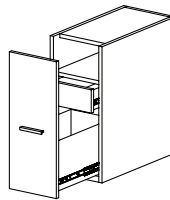
Open/File
W: 12, 16
D: 24
H: 27



Open/Box/File
W: 12, 16
D: 24
H: 27

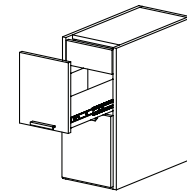


Box (File Front)/File
W: 12, 16
D: 24
H: 27

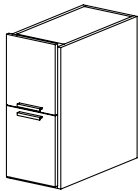


Shelf/Box/File, single front
W: 12, 16
D: 24
H: 27

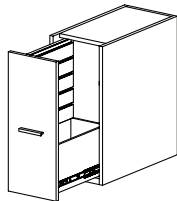
Keyless Locking Available



Box/Box(File Front)/File
W: 12, 16
D: 24
H: 27



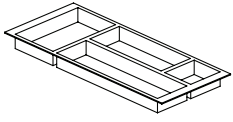
File/File
W: 12, 16
D: 24
H: 27



Slide Out
W: 12, 16
D: 24
H: 27

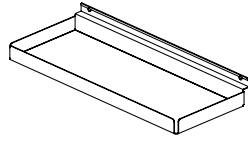
Keyless Locking Available

Pedestal Accessories



Series 2 Pencil Tray

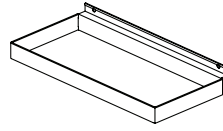
For use in slatwall hoop or 16" wide pedestal box drawers



Small Tray

W: 14
D: 5 1/2

For use with slatwall



File Hoop

W: 12 1/4
D: 5 1/2

For use with slatwall



Basket

W: 12 1/4
D: 5 1/2

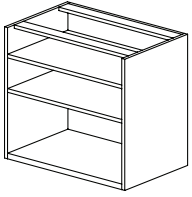
For use with slatwall



Hook

For use with slatwall

Doublewide Pedestals



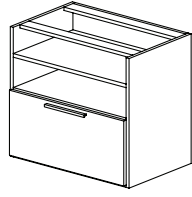
Open with Shelf

W: 18, 24, 30, 36, 42

D: 16, 20, 24

H: 27

18" and 24" widths include one shelf



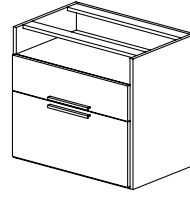
Open/File

W: 18, 24, 30, 36, 42

D: 16, 20, 24

H: 27

Keyless Locking Available 30"w and larger



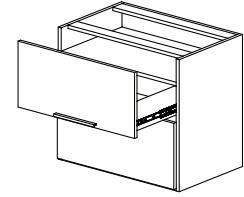
Open/Box/File

W: 18, 24, 30, 36, 42

D: 16, 20, 24

H: 27

Keyless Locking Available 30"w and larger



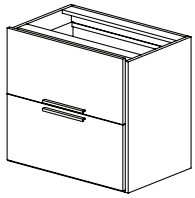
Box (File Front)/File

W: 18, 24, 30, 36, 42

D: 16, 20, 24

H: 27

Keyless Locking Available 30"w and larger



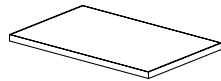
File/File

W: 18, 24, 30, 36, 42

D: 16, 20, 24

H: 27

Keyless Locking Available 30"w and larger



Doublewide Pedestal Top

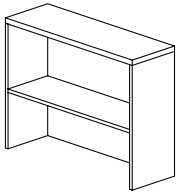
W: 18, 24, 30, 36, 42, 48, 54, 60, 66, 72, 78, 84

D: 16, 20, 24

H: 1 1/4

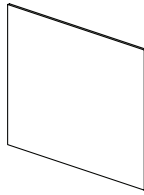
Counterweight may be required in freestanding applications

Stackers



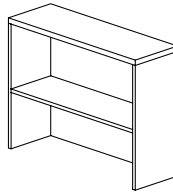
Parallel Credenza Stacker
W: 30, 36, 42
D: 12
Elevation Heights: 42, 50, 57, 64

Markerboard back available



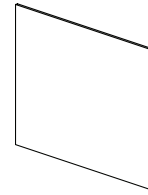
Tackboard for Parallel Credenza Stacker
W: 30, 36, 42
Elevation Heights: 42, 50, 57, 64

Specify stacker with inset back for use with tackboard



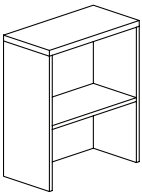
Parallel Worksurface Stacker
W: 30, 36, 42
D: 12
Elevation Heights: 42, 50, 57, 64

Markerboard back available



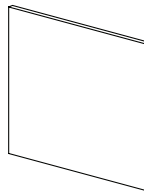
Tackboard for Parallel Worksurface Stacker
W: 30, 36, 42
Elevation Heights: 42, 50, 57, 64

Specify stacker with inset back for use with tackboard



Side Access Worksurface Stacker
W: 12, 16
D: 20, 24, 27, 30
Elevation Heights: 42, 50, 57, 64

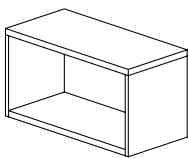
Markerboard back available



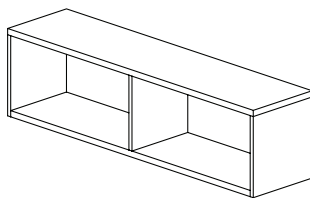
Tackboard for Side Access Stacker
W: 20, 24, 27, 30
Elevation Heights: 42, 50, 57, 64

Specify stacker with inset back for use with tackboard

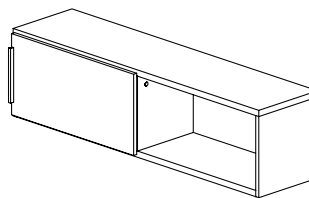
Wall Mounted Overheads



Open
W: 24, 30, 36, 42
D: 14 $\frac{3}{8}$
H: 16

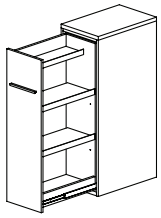


Open
W: 48, 60, 72
D: 14 $\frac{3}{8}$
H: 16



Sliding Door
W: 48, 60, 72
D: 14 $\frac{3}{8}$
H: 16

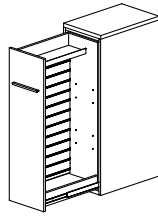
Slide Out Towers



Slide Out Tower with Shelves

H: 42, 50
D: 24
W: 15, 18

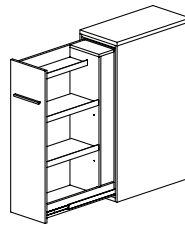
Keyless Locking Available



Slide Out Tower with Slatwall

H: 42, 50
D: 24
W: 15, 18

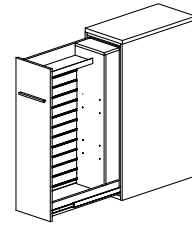
Keyless Locking Available



Slide Out Tower with Shelves and Coat Cubby

H: 42, 50
D: 30
W: 15, 18

Keyless Locking Available



Slide Out Tower with Slatwall and Coat Cubby

H: 42, 50
D: 30
W: 15, 18

Keyless Locking Available

Accessories



Basket

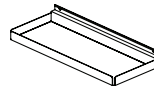
W: 12 1/4
D: 5 1/2

For use with slatwall



Hook

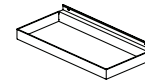
For use with slatwall



Small Tray

W: 14
D: 5 1/2

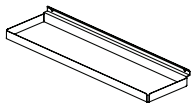
For use with slatwall



File Hoop

W: 12 1/4
D: 5 1/2

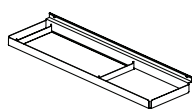
For use with slatwall



Large Tray

W: 20 3/4
D: 5 1/2

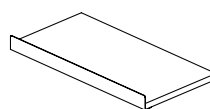
For use with slatwall



Large Tray with Cutout

W: 20 3/4
D: 5 1/2

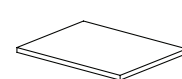
For use with slatwall



Adjustable Shelf

W: 21 3/4
D: 11, 14

For use with or without slatwall

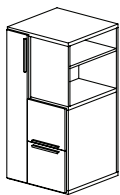


Common Top

W: 30, 36
D: 24, 30

Specify tower without top to use with common top

Towers

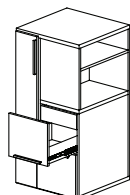


**Side Access Tower, Full Door
Locker, File/File Pedestal**

H: 42, 50, 57, 64

D: 24

W: 24, 30

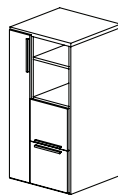


**Side Access Tower, Full Door
Locker, Box/Box(File Front)/File
Pedestal**

H: 42, 50, 57, 64

D: 24

W: 24, 30

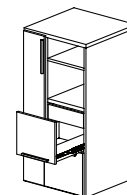


**Front Access Open, Full Door
Locker, File/File Pedestal**

H: 42, 50, 57, 64

D: 24

W: 24, 30

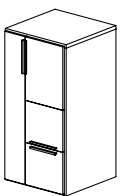


**Front Access Open, Full Door
Locker, Box/Box(File Front)/File
Pedestal**

H: 42, 50, 57, 64

D: 24

W: 24, 30

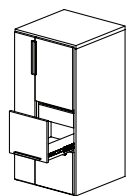


**Front Access with Door, Full Door
Locker, File/File Pedestal**

H: 42, 50, 57, 64

D: 24

W: 24, 30



**Front Access with Door, Full Door
Locker, Box/Box(File Front)/File
Pedestal**

H: 42, 50, 57, 64

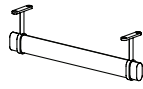
D: 24

W: 24, 30

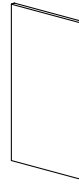
Tower Accessories



Coat hook, side mount



Coat rod, top mount



Laminate Front Panel

H: 13, 20 1/4, 27 1/2, 34 3/4
W: 16


For use with side access towers



Markerboard Front Panel

H: 13, 20 1/4, 27 1/2, 34 3/4
W: 16

For use with side access towers

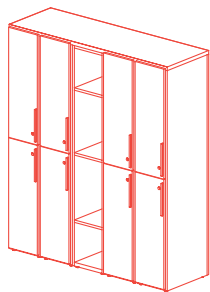


Tackboard Front Panel

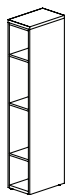
H: 13, 20 1/4, 27 1/2, 34 3/4
W: 16

For use with side access towers

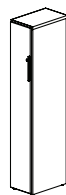
Lockers



Lockers for locker bank application

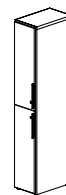


Open Locker
H: 42, 50, 57, 64, 71
W: 12
D: 20, 24



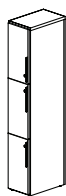
Full Door Locker
H: 42, 50, 57, 64, 71
W: 12
D: 20, 24

Keyless Locking Available



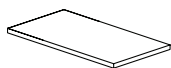
Double Door Locker
H: 64, 71
W: 12
D: 20, 24

Keyless Locking Available



Triple Door Locker
H: 71
W: 12
D: 20, 24

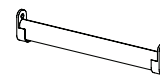
Keyless Locking Available



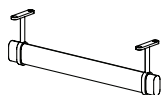
Locker Top
W: 12, 24, 36, 48, 60, 72, 84, 96
D: 20, 24, 40, 48
H: 1 1/8



Coat Hook, side mount

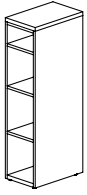


Coat Rod, side mount




Coat rod, top mount

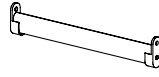
Workstation Lockers



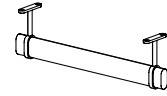
**Workstation Locker
Open Locker**
H: 42, 50, 57, 64
W: 12
D: 20, 24, 30



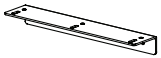
**Workstation Locker
Full Door Locker**
H: 42, 50, 57, 64
W: 12
D: 20, 24, 30
Keyless Locking Available



Coat Rod, side mount



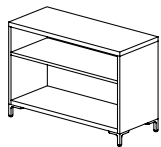
Coat rod, top mount



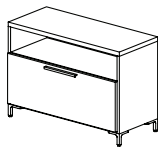
Worksurface Support L-Bracket

Raised Credenzas

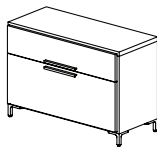
Noted elevation heights include foot kits, specified separately



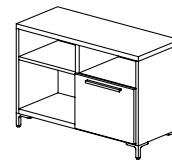
**Credenza
Open with Shelf**
W: 18, 24, 30, 36, 42
D: 16, 20
H: 25



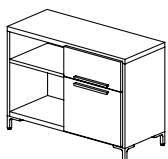
**Credenza
Open/File**
W: 18, 24, 30, 36, 42
D: 16, 20
H: 25
*Keyless Locking Available 30" w
and larger*



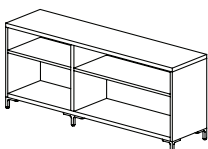
**Credenza
Box/File**
W: 18, 24, 30, 36, 42
D: 16, 20
H: 25
*Keyless Locking Available 30" w
and larger*



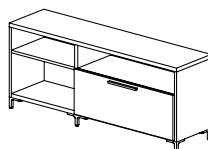
**Credenza
Open + Open File**
W: 30, 36
D: 16, 20
H: 25



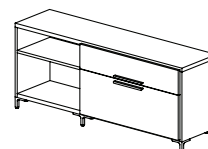
**Credenza
Open + Box File**
W: 30, 36
D: 16, 20
H: 25



**Credenza
Open + Open**
W: 48, 60, 72
D: 16, 20
H: 25



**Credenza
Open + Open/File**
W: 48, 60, 72
D: 16, 20
H: 25
Keyless Locking Available



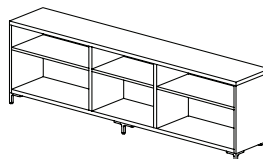
**Credenza
Open + Box/File**
W: 48, 60, 72
D: 16, 20
H: 25
Keyless Locking Available



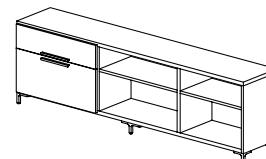
**Credenza
Open/File + Open/File**
W: 60, 72, 84
D: 16, 20
H: 25
Keyless Locking Available



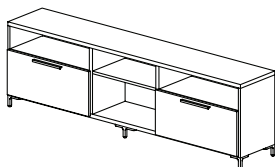
**Credenza
Box/File + Box/File**
W: 60, 72, 84
D: 16, 20
H: 25
Keyless Locking Available



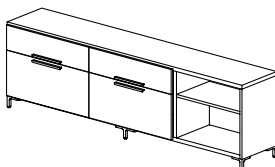
**Credenza
Open + Open + Open**
W: 84
D: 16, 20
H: 25



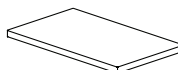
**Credenza
Box/File + Open + Open**
W: 84
D: 16, 20
H: 25
Keyless Locking Available



**Credenza
Open/File + Open + Open/File**
W: 84
D: 16, 20
H: 25
Keyless Locking Available



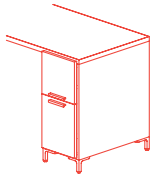
**Credenza
Box/File + Box/File + Open**
W: 84
D: 16, 20
H: 25
Keyless Locking Available



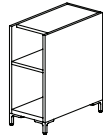
Credenza Cushion
W: 18, 24, 30, 36, 42
D: 14, 18, 22

Raised Pedestals

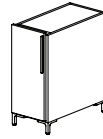
Noted elevation heights include foot kits, specified separately



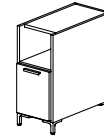
Pedestals are designed to support a work surface



Pedestal Open with Shelf
W: 12, 16
D: 24
H: 27

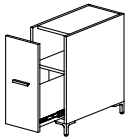


Pedestal Full Door
W: 12, 16
D: 24
H: 27



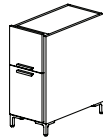
Pedestal Open/File
W: 12, 16
D: 24
H: 27

Keyless Locking Available

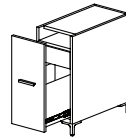


Pedestal Concealed Shelf/File
W: 12, 16
D: 24
H: 27

Keyless Locking Available



Pedestal Box/File
W: 12, 16
D: 24
H: 27



Pedestal Recessed Box/File
W: 12, 16
D: 24
H: 27

Keyless Locking Available



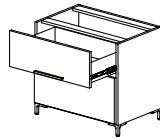
Doublewide Pedestal Open with Shelf
W: 18, 24, 30, 36, 42
D: 16, 20, 24
H: 27

18" and 24" widths include one shelf



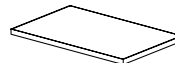
Doublewide Pedestal Open/File
W: 18, 24, 30, 36, 42
D: 16, 20, 24
H: 27

Keyless Locking Available 30" w and larger



Doublewide Pedestal Box(File Front)/File
W: 18, 24, 30, 36, 42
D: 16, 20, 24
H: 27

Keyless Locking Available 30" w and larger

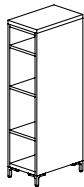


Doublewide Pedestal Top
W: 18, 24, 30, 36, 42, 48, 54, 60, 66, 72, 78, 84
D: 16, 20, 24
H: 1 1/4

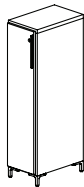
Counterweight may be required in freestanding applications, not designed for use with 12" and 16" wide pedestals

Raised Workstation Lockers

Noted elevation heights include foot kits, specified separately



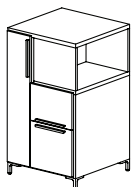
**Workstation Locker
Open**
H: 42, 50, 57, 64
W: 12
D: 20, 24, 30



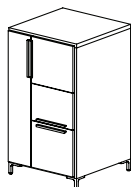
**Workstation Locker
Full Door**
H: 42, 50, 57, 64
W: 12
D: 20, 24, 30
Keyless Locking Available

Raised Towers

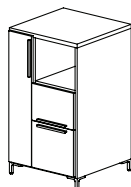
Noted elevation heights include foot kits, specified separately



**Tower
Side Access, Full Door Locker,
Box/File Pedestal**
H: 42, 50
W: 24
D: 24

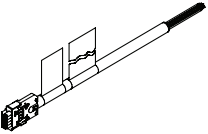


**Tower
Front Access with Door, Full Door
Locker, Box/File Pedestal**
H: 42, 50
W: 24
D: 24

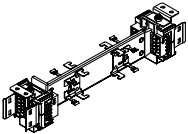


**Tower
Front Access Open, Full Door
Locker, Box/File Pedestal**
H: 42, 50
W: 24
D: 24

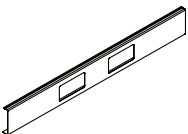
Electrical



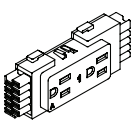
Power Infeed
3+1 or 2+2
L: 36, 72



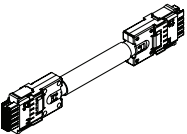
Distribution Harness
3+1 or 2+2



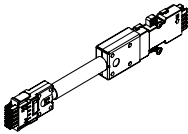
Distribution Cover
W: 18-1/2
H: 2 1/4



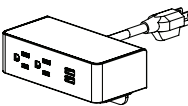
Duplex Receptacle
3+1 or 2+2



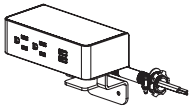
Jumper Cable
3+1 or 2+2
L: 15, 18, 24, 30, 36, 42, 48, 54, 60, 66, 72, 78, 84, 90, 96



Anchor to Dividends Horizon Jumper
3+1 or 2+2
L: 24, 30, 36, 42, 48, 54, 60, 66, 72



Desktop Power Module, 3-Prong Plug
2 Duplexes + 2 USB
Braided or Standard Cordset
Cord Length: 36, 72



Desktop Power Module, Hardwire Power Entry
2 Duplexes + 2 USB
72" whip