

Knoll Office

# Anchor™ Towers

Product Detail ●

**Designed by**

Marc Krusin with David Noel



**Knoll**

Anchor Towers

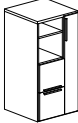
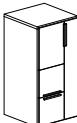
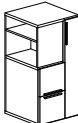

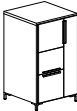
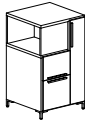

Anchor Towers offer solutions for personal and professional storage in an efficient footprint. A large range of configurations balance user's needs for organization and security.

- A Raised foot option offers high-capacity, spine-based storage solutions
- B Optional markerboard and tackboard front panels provide a place for personalization
- C Combine open cubbies for display or quick-access resources with enclosed compartments to secure coats, files and supplies

Warranty  
10 years



STATEMENT OF LINE

 Front Access Tower, Open W: 24, 30" D: 24" H: 42, 50, 57, 64"	 Front Access Tower, Door W: 24, 30" D: 24" H: 42, 50, 57, 64"	 Side Access Tower W: 24, 30" D: 24" H: 42, 50, 57, 64"	
 Raised Front Access Tower, Open W: 24" D: 24" H: 42, 50"	 Raised Front Access Tower, Door W: 24" D: 24" H: 42, 50"	 Raised Side Access Tower W: 24, 30" D: 24" H: 42, 50, 57, 64"	 Side Access Tower Front Panel W: 24, 30" D: 24" H: 42, 50, 57, 64"

FEATURES AND OPTIONS

- + Various drawer configurations available; see price list for complete scope
- + Foot kits specified separately when applicable








FINISHES

Please visit [knoll.com/surface-finish-library](https://knoll.com/surface-finish-library) to view all finishes and swatches.


Case, Doors, Drawers, Shelves





 Knoll Core Laminates

Feet




 Studio White	 91 White
 Folkstone Grey	 Carbon
 Medium Grey	
 Ultra Black	
 Silver	

Pulls




 10" Anchor Pull  
8" Anchor Pull, 42" High Front Access Upper Door

 Knoll Core Paints
 Anodized Aluminum
 Anodized Nickel
 Accent Colors

Side Access Tower Front Panel

 Knoll Core Laminates
 Markerboard Laminate
 Tackboard

Locks

 Cylinder  
 Black  
 Chrome